

BL European Family Businesses

B EUR Acc

Share Class of BL

BLI BANQUE DE
LUXEMBOURG
INVESTMENTS

Fund Characteristics

AUM	€ 108.83 mn
Fund Launch date	07/12/2016
Share class	LU1305479153
Reference currency	EUR
Legal structure	(SICAV)
Domicile	LU
European Passport	Yes
Countries of registration	AT, BE, CH, DE, DK, ES, FI, FR, GB, IT, LU, NL, NO, PT, SE, SG
Risk Indicator (SRI)	4
SFDR Classification	8
% Sustainable Assets	56%

Representative Market Index

MSCI Europe NR EUR

Fund Manager

Ivan Bouillot

Backup

Tom Michels



Management Company

BLI - Banque de Luxembourg Investments
16, Boulevard Royal
L-2449 Luxembourg
Tel: (+352) 26 26 99 - 1
www.bli.lu

Dealing & Administrator Details

UI efa S.A.
Telephone +352 48 48 80 582
Fax +352 48 65 61 8002
Dealing frequency daily¹

Cut-off-time 12:00 CET
Front-load fee max. 5%
Redemption fee none

NAV calculation daily¹
NAV publication www.fundinfo.com

¹ Luxembourg banking business day

Investment Objective

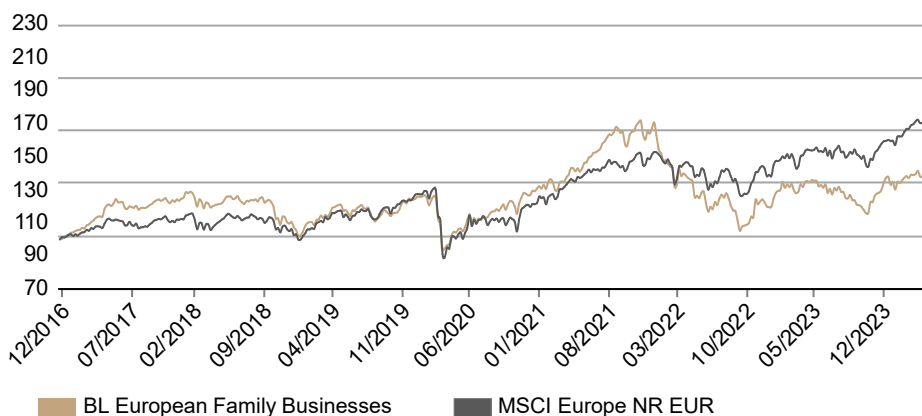
The fund's objective is to generate long-term capital gains by investing in quality European companies with a sustainable competitive advantage that are partly controlled by a family, one or more entrepreneurs or a foundation, who are represented on the board of directors. It aims to generate higher risk-adjusted returns than its benchmark universe over a full market cycle. A minimum of 30% of the fund's assets will be invested in sustainable assets. The fund manager implements an active, long-term strategy based on solid convictions.

Key Facts

- An active, fundamental and conviction-based bottom-up approach focused on the long term;
- Investment in quality family businesses:
 - Founder / heir generation / family acquirer with either more than 25% of voting rights or between 20 and 25% of voting rights with family control (general management and chairmanship of the Board of Directors).
 - Emphasis on the family dimension, the owner's mindset and the company's vision.
- Constant attention paid to the quality of fundamentals and to the valuation of both companies and the portfolio average;
- Integration of ESG factors at various stages of the investment process;
- A non-benchmarked strategy resulting in significant deviations from the initial investment universe;
- A low turnover rate.

Fund Performance

Past performance does not guarantee or predict future performance. References to a market index or peer group are made for comparison purposes only; the market index or peer group are not mentioned in the investment policy of the sub-fund. Investors are also invited to consult the performance chart disclosed in the key information document of the shareclass.



Yearly Performance	YTD	2023	2022	2021	2020	2019
B EUR Acc	-0.2%	15.3%	-30.0%	30.6%	4.4%	21.2%
Reference Index	6.7%	15.8%	-9.5%	25.1%	-3.3%	26.0%
Cumulative Performance	1 Month	QTD	1 year	3 years	5 years	
B EUR Acc	-2.8%	1.7%	2.1%	-2.6%	13.6%	
Reference Index	-0.9%	5.0%	11.0%	26.5%	45.6%	
Annualized Performance	1 year	3 years	5 years			
B EUR Acc	2.1%	-0.9%	2.6%			
Reference Index	11.0%	8.1%	7.8%			
Annualized Volatility	1 year	3 years	5 years			
B EUR Acc	12.3%	19.0%	18.2%			
Reference Index	9.9%	14.9%	17.0%			

BL European Family Businesses

B EUR Acc

Share Class of BL

BLI BANQUE DE
LUXEMBOURG
INVESTMENTS

Top 10 Holdings

Sol	4.7%
Virbac	4.3%
Stroeer SE	4.3%
De'Longhi	4.3%
LVMH	3.9%
Bossard	3.9%
Brunello Cucinelli	3.7%
Replay	3.6%
Warehouses De Pauw	3.6%
EssilorLuxottica	3.5%

Summary Statistics

Weight of Top 10	39.7%
Number of holdings	37
Active Share vs MSCI Europe	94.7%

New investments

no transactions

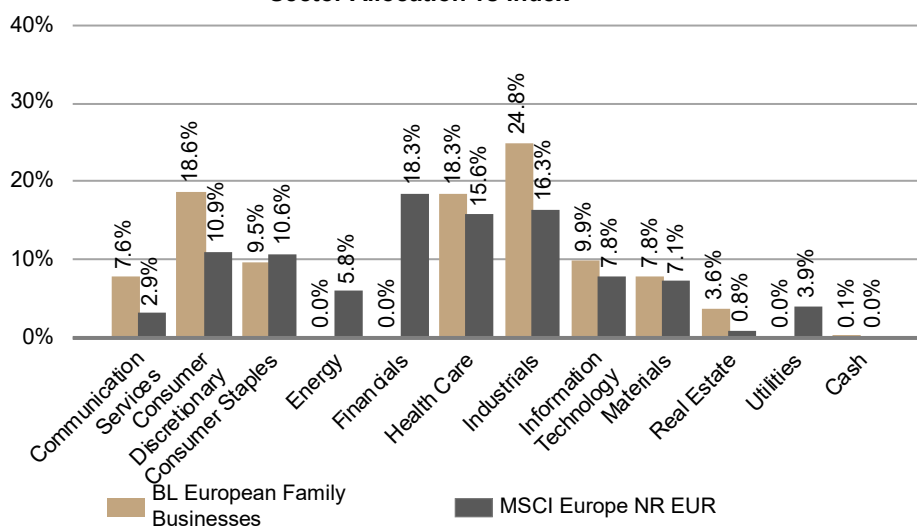
Investments sold

no transactions

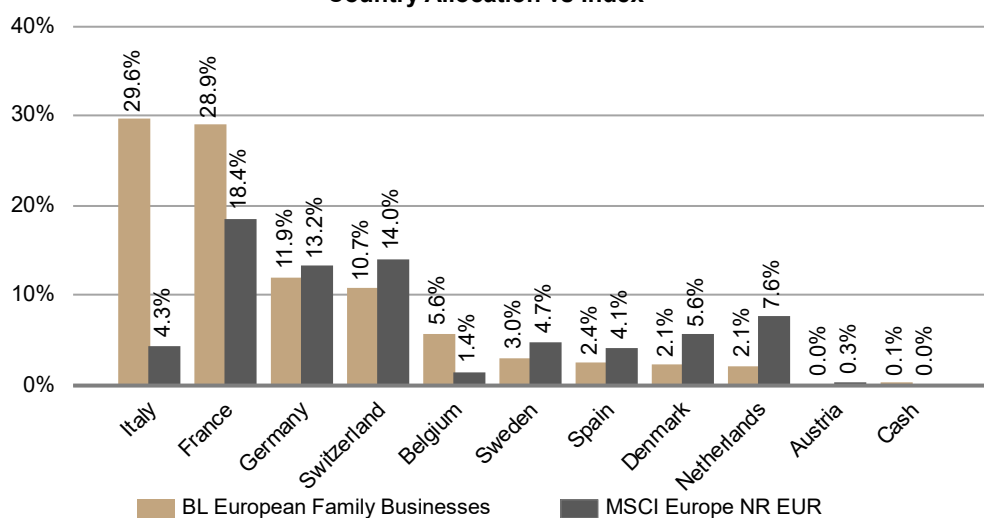
Currency Allocation

EUR	80.5%
CHF	10.7%
SEK	3.0%
DKK	2.1%
Other	0.0%
Cash	0.1%

Sector Allocation vs Index



Country Allocation vs Index



BL European Family Businesses

B EUR Acc

Share Class of BL

BLI BANQUE DE
LUXEMBOURG
INVESTMENTS

April highlighted the fact that persistent inflation remains a risk and is likely to disrupt the recovery in risk assets. The combination of US inflation data and first-quarter US GDP – that despite looking weak at first sight showed resilient private demand – fuelled market fears that central banks would not ease monetary policy as quickly as they had hoped. Equity and bond markets reacted negatively, with global bonds falling 2.5% over the month, while developed market equities fell 3.7%. On the other hand, greater exposure to commodities and investors' increased interest in low-valued Chinese equities enabled emerging market equities to generate a positive return of 0.5% over the month. Commodity prices were boosted by the resilience of the economic environment and risk of escalation in the Middle East. The Bloomberg Commodities index rose by 2.7% in April, ending the month as the best performing asset class. Higher energy prices combined with lower interest rate sensitivity also boosted the equity market's value segment.

The net asset value of BL European Family Businesses fell by 2.79% over the month. The main detractors from the month's performance were Brunello Cucinelli, Interpump, Nemetschek, LVMH and Fluidra. Despite good results, with sales growth of 18%, Brunello Cucinelli lost ground over the month as the Italian luxury group's good health is already priced into its valuation. Interpump continued to fall due to a cautious stance ahead of the publication of its first-quarter results due on 15 May. Nemetschek suffered from profit-taking at the beginning of the month. However, the group's activity update at the end of the month confirmed good momentum in the architectural software market. LVMH suffered from more modest growth than expected at the start of the year, particularly in Asia and in its spirits division. Fluidra shares fell despite no specific news.

The main contributors to the month's performance were Sol, Stroeer, Robertet, Lotus Bakeries and Heineken. Sol continued its upward trend following good results published in March, underpinned by its industrial gases division. Stroeer continues to benefit from structural growth in digital and OoH advertising, as well as better monetisation in the group's accounts than in the past. Robertet made good progress in April, with the market appreciating the good health of the flavours and fragrances group and all the company's divisions posting strong growth in the first quarter. Lotus Bakeries advanced although there was no specific news. Heineken rose on the back of good results, with sales volumes double analysts' expectations.

BL European Family Businesses

B EUR Acc

*Share Class of BL***BLI** BANQUE DE
LUXEMBOURG
INVESTMENTS

Investor Type	Clean Share	Share class	Curr.	Income	Mgmt Fees	On-going charges	ISIN	Bloomberg Ticker
Institutional	No	BI	EUR	Acc	0.60%	0.84%	LU1484145641	BLEFBBI LX
Retail	No	A	EUR	Dis	1.25%	1.56%	LU1305479070	BLEFBAE LX
Retail	Yes	AM	EUR	Dis	0.85%	1.21%	LU1484145302	BLEFBAM LX
Retail	No	B	EUR	Acc	1.25%	1.56%	LU1305479153	BLEFBBE LX
Retail	No	B USD Hedged	USD	Acc	1.25%	1.59%	LU1305479237	BLEFBBU LX
Retail	Yes	BM	EUR	Acc	0.85%	1.16%	LU1484145484	BLEFBME LX
Retail	Yes	BM USD Hedged	USD	Acc	0.85%	1.16%	LU1484145567	BLEFBBM LX

BL European Family Businesses

B EUR Acc

Share Class of BL

BLI BANQUE DE
LUXEMBOURG
INVESTMENTS

This document is issued by BLI - Banque de Luxembourg Investments ("BLI"). It refers directly or indirectly to one or more financial products (the "**Financial Product**") and constitutes a marketing communication within the meaning of Regulation (EU) 2019/1156 of 20 June 2019 on facilitating cross-border distribution of collective investment undertakings. Economic and financial information contained in this publication is provided for information purposes only based on information known at the date of publication. This information does not constitute investment advice, an investment recommendation or a solicitation to invest and should not be understood as legal or tax advice. No warranty is given as to the accuracy, reliability, timeliness or completeness of this information.

BLI draws the attention of any recipient of this document on the need to use with the utmost caution all information relating to a Financial Product, in particular that relating to the performance of such Financial Product:

- Where applicable, any scenarios relating to future performance in this document are **an estimate of such future performance** based on evidence from the past on how the value of this Financial Product varies and/or current market conditions. They are not an exact indicator and what you will get will vary depending on how the market performs and how long you keep the Financial Product.
- Conversely, **the past performance of the Financial Product does not predict its future returns.**

In general, BLI does not assume any responsibility for the future performance of these Financial Products and will not be liable for any decision that an investor may make based on this information. Interested persons should ensure that they understand all the risks inherent in their investment decisions and should refrain from investing until they have carefully assessed, in collaboration with their own advisors, the suitability of their investments to their specific financial situation, in particular with regard to legal, tax and accounting aspects.

They must, moreover, consider all the characteristics and objectives of the Financial Product, in particular where it refers to sustainability aspects in accordance with Regulation (EU) 2019/2088 of the European Parliament and of the Council of 27 November 2019 on sustainability-related disclosures in the financial services sector.

Subscriptions in a Financial Product are only permitted on the basis of its current prospectus, Key Information Document (KID) and the latest annual or semi-annual report (the "**Documents**"). The Documents are available free of charge at BLI's registered office at regular business hours. All the Documents, including the sustainability information and the summary of investor's rights, are available on BLI's website at www.bli.lu

Any reproduction of this document is subject to the prior written consent of BLI.

Specific Information concerning MSCI Data:

All MSCI data is provided "as is". Neither MSCI nor any other party involved in or related to compiling, computing or creating the MSCI data makes any express or implied warranties or representations with respect to such data (or the result to be obtained by the use thereof) and all such parties hereby expressly disclaim all warranties of originality, accuracy, completeness, merchantability or fitness for a particular purpose with respect to any such data. Without limiting any of the foregoing, in no event shall MSCI, any of its affiliates or any third party involved in or related to compiling, computing or creating the data have any liability for any direct, indirect, special punitive, consequential or any other damages (including lost profits) even if notified of the possibility of such damages. No further distribution or dissemination of the MSCI data is permitted without MSCI's express written consent.

Specific Information concerning GICS Data:

The Global Industry Classification Standard ("GICS") was developed by and is the exclusive property and a service mark of MSCI Inc. ("MSCI") and Standard and Poor's, a division of The McGraw-Hill Companies, Inc. ("S&P") and is licensed to use by Banque de Luxembourg S.A.. Neither MSCI, S&P nor any third party involved in making or compiling the GICS or any GICS classifications makes any express or implied warranties or representations with respect to such standard or classification (or the results to be obtained by the use thereof), and all such parties hereby expressly disclaim all warranties of originality, accuracy, completeness, merchantability and fitness for a particular purpose with respect to any of such standard or classification. Without limiting any of the foregoing, in no event shall MSCI, S&P, any of their affiliates or any third party involved in making or compiling the GICS or any GICS classification have any liability for any direct, indirect, special, punitive, consequential or any other damages (including lost profits) even if noticed of the possibility of such damages.

Specific Information for Switzerland:

Legal documentation of the fund may be obtained, free of charge, at the offices of the Swiss representative, CACEIS (Switzerland) S.A., 7-9, Chemin de Précossy, CH-1260 Nyon, Switzerland, in accordance with the provisions of the Swiss Collective Investment Schemes Act of 23 June 2006 ("CISA").

The SICAV has appointed Banque CIC (Suisse) SA, Marktplatz 13, CH-4001 Bâle, Switzerland to act as paying agent for Switzerland. The present document may be distributed to Swiss qualified investors.

Specific Information for France:

The present document may be distributed to French professional investors.