



EDMOND
DE ROTHSCHILD

ASSET MANAGEMENT

EDR SICAV - EURO SUSTAINABLE EQUITY

This document is intended for professional investors only, as defined under MiFiD, acting on their own behalf and/or on behalf of third parties in a discretionary manner and is not intended to non-professional investors. Edmond de Rothschild Asset Management (France) declines any liability for the use that could be made of the information indicated in this document.



EDMOND DE ROTHSCHILD, BOLD BUILDERS OF THE FUTURE.


**EDMOND
DE ROTHSCHILD**

EDR SICAV - EURO SUSTAINABLE EQUITY



PERFORMANCE (I EUR SHARE)

	Fund	Index	Out/Under perf.
1 month	-2.30%	-1.92%	-0.39%
YTD	4.33%	8.14%	-3.81%
1 y.	10.79%	12.80%	-2.00%
3 years annualized	5.84%	7.25%	-1.41%
5 years annualized	7.32%	7.70%	-0.37%
2023	18.79%	18.78%	0.01%
2022	-14.64%	-12.47%	-2.17%
2021	20.50%	22.16%	-1.65%
Annualized since inception	8.56%	8.29%	0.27%

CHARACTERISTICS

	Fund	Index ¹
AUM	632 345 643.9	
Active Share	71%	
Sustainability		
SFDR Class.	Article 8 Label ISR	
Climate alignment (°C)	1.93	2.74
ESG Rating ²	67.5	59.6
GHG emission Int.	119.57	147.89

1: MSCI EMU (NR) (EUR) 2: Internal notation vs. benchmark

MARKET COMMENTS

After 5 months of consecutive gains, European equities pulled back in April. The mix of stronger-than-expected inflation, geopolitical tensions and somewhat disappointing (but still resilient) US growth data revived stagflation concerns. However European equities held better than American or Japanese markets. . If US rate cut expectations were pared back, with the market now looking for only a single Fed cut this year vs. three cuts 1 month ago, European markets remained less impacted, with the first rate cut still expected in June. As a result, sovereign yields were hit hard, with the US 10-year rising by almost 50bp to 4.68%, while the German 10-year raised by 30bp to 2.58%.

In the Eurozone, the CPI index was stable at 2.4%. Core inflation fell from 2.9% to 2.7%, in line with expectations and showing the continuation of disinflation. The resumption of growth in Europe was noteworthy: +0.3% q/q vs -0.1% estimated thanks to the 4 major Eurozone countries, a great sign after 2 quarters of contraction. The PMI index also came in above expectations at 51.4 vs. 50.7 expected. On the micro side, earnings in Europe were slightly ahead of expectations, with 57% of publications judged positive by Bloomberg. Companies were confident, particularly for H2, and the consensus began to raise earning expectations for 2024 and 2025.

Defensives outperformed Cyclical over the month, as doubts over rate cuts in US and higher earnings beats helped the former cohort. Commodities (Energy and Materials) along with Defensives (excluding healthcare) did well as stagflation fears were revived. Financials were in line while Industrials fared better on okay earnings and Aero & Defense strength amid geopolitical issues. Conversely, the automotive sector was particularly hit because of volume decline in Q1. Some players, such as Stellantis, have been heavily penalized. Finally, from a geographical point of view, the FTSE 100 was the only European stock market to fare well, thanks to its higher exposure to energy and raw materials.

PORTFOLIO COMMENTS

The portfolio's performance lagged slightly over the month.

In the energy sector, the absence of oil stocks was penalizing. Buoyed by solid results and visibility on shareholder distributions, the segment was the second-best performer after basic resources, despite the fall in the barrel price over the month. At the same time, our position in **Neste** was penalized, following below-consensus results for Q1 2024, with a poor set of figures culminating in the surprise resignation of the CEO. Despite impressive results and confirmation of 2024 targets, **GTT** suffered some profit-taking, with the appointment of a new CEO serving as a pretext. In Materials, the market is still waiting for some certainty as to whether **Symrise's** new management team will be able to turn around its margins, despite sales well ahead of expectations. The **SIG** packaging specialist has been penalized by a sluggish start to the year, even though management expects growth to accelerate and is maintaining its 2024 targets. The insurance sector, in which we are overweight, also lagged over the month, while **Philips'** strong rebound following the settlement of its US litigation relatively penalized our position in **Siemens Healthineers**.

However, in the automotive sector, the absence of **Stellantis** is positive, as the stock was punished after the publication of disappointing Q1 24 results due to a -12% yoy drop in sales, also with an unfavorable mix effect. Our position in **Michelin** is holding up better, as are the other equipment manufacturers. In Equipment Goods, **Schneider Electric** reported above-consensus results for Q1 2024, driven by growth in Energy Management and Data Centers, even if the geographical mix differed from consensus expectations. Meanwhile, **Airbus**, which is not included in our portfolio, reported below-consensus results, due in particular to greater-than-expected disappointment in its helicopter business. Finally, in the healthcare sector, we should mention the good performance of our positions in pharmaceutical stocks **UCB** and **Novo Nordisk**, which continue to be buoyed by persistently favorable trends for their flagship products.

In terms of movements, we took advantage of **Neste's** fall to strengthen the stock, whose valuation has deflated sharply and returned to multiples close to those of conventional oil companies. The capex increases have passed, while the Dutch decision to increase Renewable Diesel quotas and the current start-up of SAF production in Singapore encourage us to overlook a poor Q1 publication, and look to the margin appreciation potential offered by this new growth driver. Remember that in Europe, 2% of fuels will have to come from sustainable sources by 2025 (vs. 0.5% by 2022), and that in the US, the new LCFS regulation in California also favors 2nd-generation fuels.

This document is not contractual.

Past performance is not a reliable indicator of future performance. Performance data is calculated with dividends reinvested.

Edmond de Rothschild Asset Management (France) 47, rue du Faubourg Saint-Honoré- 75401 Paris Cedex 08. - www.edram.fr Public limited company with Executive and Supervisory Boards and capital of €11,033,769 AMF approval number GP 04000015 - 332.652.536 R.C.S. PARIS

EDR SICAV - EURO SUSTAINABLE
EQUITY

FUND POSITIONING

Main movements of the month

New positions

No new position

Strengthened positions

NESTE

Sold positions

No position sold

Reduced positions

No position reduced

- > Positioning on **high quality companies**, with **high visibility and low debt**.
- > **Business models oriented towards sustainable development solutions** benefiting from **structural growth trends**.
- > **Low exposure to the most cyclical stocks**, especially those with demanding valuation levels that could be affected by a slowdown in consumer demand.
- > **A focus on domestic exposure**, overweighting Insurance, Telecoms and Green Chemistry.

10 Main holdings

Sector

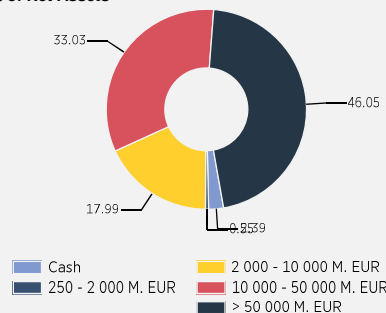
Expo
(%NA)

Schneider Electric	Industrials	4.92 %
ASML	Information Technology	4.57 %
Allianz	Financials	4.18 %
SAP	Information Technology	4.02 %
Muenchener Re	Financials	3.45 %
BNP Paribas	Financials	3.14 %
Kingspan Group	Industrials	3.11 %
Hermes	Consumer Discretionary	3.10 %
Air Liquide	Materials	3.08 %
Michelin	Consumer Discretionary	3.02 %

Total **36.60%**

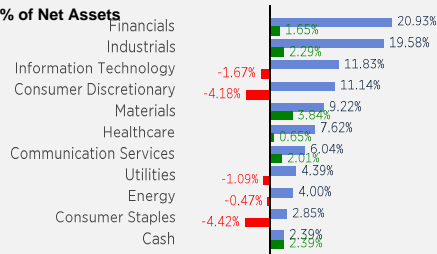
Market cap breakdown

% of Net Assets



Sector breakdown

% of Net Assets

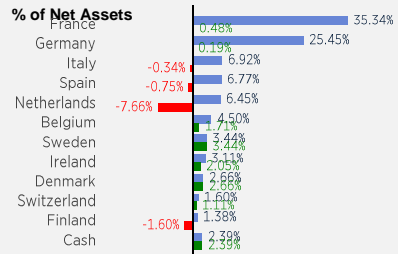


EdR SICAV - Euro Sustainable Equity

Var. vs MSCI EMU (NR)

Country breakdown

% of Net Assets



EdR SICAV - Euro Sustainable Equity

Var. vs MSCI EMU (NR)

EDR SICAV - EURO SUSTAINABLE
EQUITY

PERFORMANCE ANALYSIS



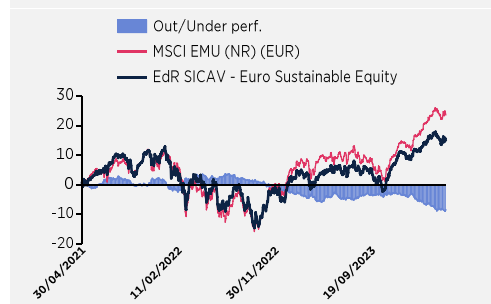
5 positive performers (from 30/03/2024 to 30/04/2024)

Title	Perf. (%)	Av. weight (%)	Contribution (%)	Comment
CaixaBank	10.22	2.10	0.20	Significant increase in profits due to higher loan income.
UCB	9.70	1.49	0.14	The stock benefits from the success of its Bimzeix drug.
Schneider Electric	2.60	4.77	0.12	The company reported above-consensus results for Q1 2024.
FinecoBank	4.00	2.46	0.10	JPMorgan raises its target price for the stock, as earnings trajectory improves.
BNP Paribas	2.66	3.06	0.08	The upward trend in interest rates is benefiting the stock, which is also buoyed by prospects of higher returns to shareholders.

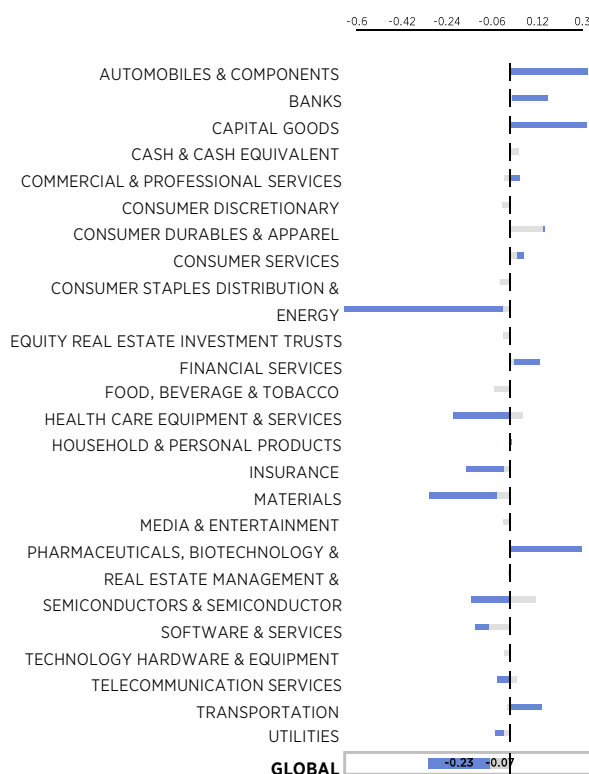
5 negative performers (from 30/03/2024 to 30/04/2024)

Title	Perf. (%)	Av. weight (%)	Contribution (%)	Comment
ASML	-6.51	4.77	-0.32	Order book below expectations, and TSMC's investment forecasts did not reassure investors.
NESTE	-15.06	1.51	-0.29	Disappointment in Renewable Fuels segment (cf comment).
SAP	-5.96	4.06	-0.25	Profit-taking; despite reconfirmation of full-year outlook
MUNICH RE	-6.43	3.51	-0.24	Profit-taking after robust year-to-date performance
DASSAULT SYSTEMES	-9.77	2.31	-0.23	Penalized by below-consensus results for Q1 2024, particularly in Medidata.

Three-years performance (Share I - EUR)



Monthly performance attribution



Performance analysis

Since 30/06/2009
(month. perf.)

% of positive performances	57.30
Minimum return (%)	-14.57
Maximum return (%)	12.97
Payback period	321 day(s)


**EDMOND
DE ROTHSCHILD**

EDR SICAV - EURO SUSTAINABLE EQUITY

FUND CHARACTERISTICS

	Sub shares	Investors involved in marketing	Initial minimum subscription	Distribution / Accumulation	Maximum entry fees	Maximum exit fees	Actual management fees	Performance fees	Benchmark
Class A	EUR FR0010505578 USD FR001400MEF5	All investors	1 Share	Accumulation	3%	-	1,95%	15%	MSCI EMU (NR)
Class B	EUR FR0013400074	All investors	1 Share	Distribution	3%	-	1,95%	15%	MSCI EMU (NR)
Class CR	EUR FR0013307717	All subscribers under certain conditions	1 Share	Accumulation	3%	-	1,1%	15%	MSCI EMU (NR)
Class CRD	EUR FR0013417516	All subscribers under certain conditions	1 Share	Distribution	3%	-	1,1%	15%	MSCI EMU (NR)
Class I	EUR FR0010769729	Legal entities and institutional investors	500 000 EUR	Accumulation	-	-	0,85%	15%	MSCI EMU (NR)
Class J	EUR FR0013444031	Legal entities and institutional investors	500 000 EUR	Distribution	-	-	0,85%	15%	MSCI EMU (NR)
Class K	EUR FR0010850198	Legal entities and institutional investors	500 000 EUR	Accumulation	-	-	1%	-	MSCI EMU (NR)
Class N	EUR FR001400MEG3	Legal entities and institutional investors	15 000 000 EUR	Accumulation	-	-	0,75%	-	MSCI EMU (NR)
Class O	EUR FR0013444049	Legal entities and institutional investors	15 000 000 EUR	Distribution	-	-	0,75%	-	MSCI EMU (NR)
Class P	EUR FR001400GFA5	Legal entities and institutional investors	25 000 000 EUR	Accumulation	-	-	0,65%	-	MSCI EMU (NR)
Class R	EUR FR0013287588 USD FR001400MEH1	All investors; unit specifically intended to be marketed by the Distributors selected for this purpose by the	1 Share	Accumulation	3%	-	2,35%	15%	MSCI EMU (NR)

RISK AND REWARD PROFILE (Share I - EUR)



1	2	3	4	5	6	7
---	---	---	---	---	---	---

The risk indicator SRI rates this fund on a scale of 1 to 7. This indicator is used to assess the level of risk of this product in comparison to other funds and a category 1 rating does not mean that the investment is risk free. In addition, it indicates the likelihood that this product will incur losses in the event of market movements or our inability to pay you.

This indicator assumes that you hold the product until the end of the recommended holding period of this fund. The actual risk may be very different if you choose to exit before the end of the recommended holding period of this Fund.



EDMOND
DE ROTHSCHILD

EDR SICAV - EURO SUSTAINABLE EQUITY

PRODUCT DISCLAIMER

This document was issued on 30/04/2024 by EDMOND DE ROTHSCHILD ASSET MANAGEMENT (FRANCE)

47, rue du Faubourg Saint-Honoré

75401 Paris Cedex 08

A limited company with executive and supervisory boards and capital of 11,033,769 euros

AMF approval number GP 04000015

332.652.536 R.C.S. Paris

<http://www.edram.fr>

This document is not contractual and is to be used for information purposes only. Reproducing or using the contents of this document without the consent of the Edmond de Rothschild Group is strictly prohibited.

The information contained in this document should not be regarded as a transaction offer or solicitation in a jurisdiction in which such offer or solicitation is unlawful or in which the person making such offer or solicitation is not authorised to do so. This document does not constitute and should not be construed as investment advice, tax or legal advice, or a recommendation to buy, sell or continue to hold an investment.

EdRAM may not be held responsible for an investment or divestment decision made on the basis of this information.

This document has not been reviewed or approved by a regulator from any jurisdiction. The regulations relating to the method of marketing a UCI vary depending on the country.

The UCI presented here may not be authorised for marketing in your country of residence. In case of doubt regarding your ability to invest in a UCI, please contact your regular advisor.

This document is not intended for citizens or residents of the United States of America or "US Persons" as that term is defined in "Regulation S" of the US Securities Act of 1933. No investment products presented here are permitted for sale under the Securities Act of 1933 or any other regulation applicable in the United States. Accordingly, no investment product may be offered or sold directly or indirectly in the United States of America to residents and citizens of the United States of America or to "US Persons".

The figures, comments, forecasts, and other elements in this presentation are a reflection of EdRAM's impression of the markets and their changes, taking both the economic context and currently available information into consideration. They may no longer be relevant on the day that the investor becomes aware of them. Consequently, EdRAM cannot be held responsible for the quality or exactness of the information and economic data provided by third parties.

Information on securities should not be construed as an opinion of Edmond de Rothschild Asset Management (France) concerning the foreseeable evolution of said securities and, if applicable, the foreseeable evolution of the price of financial instruments issued by them. This information should not be considered a recommendation to buy or sell these securities. The composition of the portfolio may change over time.

All investments are subject to specific risks. Investors are advised to ensure that any investments are appropriate to their individual circumstances, seeking independent advice if necessary. In addition, they must read the key information document (KID) and/or any other documents required by local regulations issued before any investment is made, and available at www.edmond-de-rothschild.com under the heading "Fund Center", or free of charge on request.

Tax treatment depends on the individual situation of each client and may be modified at a later date.

"Edmond de Rothschild Asset Management" or "EdRAM" is the trading name of the asset management entities of the Edmond de Rothschild Group.

A detailed description of the target investor provisions and the risks specific to UCIs can be found in the prospectus of this UCI authorized by FINMA for the offering to non-qualified investors in Switzerland. The status, the prospectus, the key investor information document as well as the annual and half-yearly reports are available on request from Edmond de Rothschild Asset Management (France), its distributors and/or **representatives and/or contacts, a list of whom is available on the following website (<http://funds.edram.com>)**, so that investors can assess their risk and form their own opinion independently of any entity of the Edmond de Rothschild Group, by seeking, if necessary, the advice of advisors specialized in these questions, to ensure in particular the appropriateness of this investment to their financial situation, to their experience, and to their investment objectives.

The information contained in this document relating to this UCI is not intended to replace the information in the prospectus, or the semi-annual and annual reports. Investors are required to read such additional documentation before making any investment decision.

The Morningstar ratings are not market rankings and are not to be considered as recommendations to buy, sell, or hold units or shares in UCIs managed by Edmond de Rothschild Asset Management (France). Reference to a ranking or a price for this UCI is not a guide for future rankings or prices of these UCIs or of the investment manager.

Source - Morningstar, Inc. All rights reserved. The information contained in this document: (1) is the proprietary material of Morningstar and/or its information providers; (2) may not be reproduced or redistributed; (3) is presented without guarantee as to its accuracy, completeness or correctness. Neither Morningstar nor its information providers may be held liable for any damage or loss resulting from the use of this data. Past performance is no guarantee of future results.

This document is not contractual.

Past performance is not a reliable indicator of future performance. Performance data is calculated with dividends reinvested.

Edmond de Rothschild Asset Management (France) 47, rue du Faubourg Saint-Honoré - 75401 Paris Cedex 08. - www.edram.fr Public limited company with Executive and Supervisory Boards and capital of €11,033,769 AMF approval number GP 04000015 - 332.652.536 R.C.S. PARIS