

This is a marketing communication. For Professional Clients only and, in Switzerland, for Qualified Investors only. In the Middle East, provided solely for use by the intended recipient. BNY Mellon Investments Switzerland GmbH is a financial services provider in Switzerland and is required to categorise clients, excluding financial intermediaries, in accordance with the Financial Services Act (FinSA). For the purposes of this communication, we have categorised you as a professional client. Professional clients are entitled to provide notification in writing if they wish to be re-categorised.

BNY Mellon Asian Opportunities Fund

INVESTMENT MANAGER



Newton Investment Management: Newton aims to deliver outcomes for its clients across active equities, income, absolute return, multi-asset, thematic and sustainable strategies. Its capabilities are driven by its global investment research platform which harnesses a breadth of both fundamental and quantitative research.

GENERAL INFORMATION

Total net assets (million)	\$ 34.69
Active Share (%)	77.3
Performance Benchmark	MSCI AC Asia Pacific ex Japan TR
Lipper sector	Lipper Global - Equity Asia Pacific Ex Japan ICVC
Fund type	ICVC
Fund domicile	Ireland
Fund manager	Alex Khosla
Alternate	Liliana Castillo Dearth
Base currency	USD
Currencies available	EUR, USD, GBP
Fund launch	29 Jan 1988

USD C (ACC.) SHARE CLASS DETAILS

Inception date	19 Dec 2001
Min. initial investment	\$ 5,000,000
Max. initial charge	5.00%
Annual mgmt charge	1.00%
ISIN	IE0003852799
Registered for sale in:	AT, BE, CH, CL, CO, DE, DK, ES, FI, FR, GB, GG, HK, IE, IL, IT, JE, LU, NL, NO, PE, PT, SE, SG, US, UY

Costs incurred when purchasing, holding, converting or selling any investment, will impact returns. Costs may increase or decrease as a result of currency and exchange rate fluctuations. For more details please read the KID document.

DEALING

09:00 to 17:00 each business day

Valuation point: 12:00 Dublin time

FUND RATINGS



Source & Copyright: Morningstar ratings © 2024 Morningstar. All Rights Reserved. Ratings are collected on the first business day of the month.

INVESTMENT OBJECTIVE

To achieve long term capital growth through investment primarily (meaning at least two-thirds of the Fund's assets) in a portfolio of equity and up to one-third of the Sub-Fund's assets in a portfolio of equity-related securities of companies located in Asia (excluding Japan) or deriving a preponderant part of their income there from.

Effective 07th November 2022, the Fund name changed from BNY Mellon Asian Equity Fund to BNY Mellon Asian Opportunities Fund.

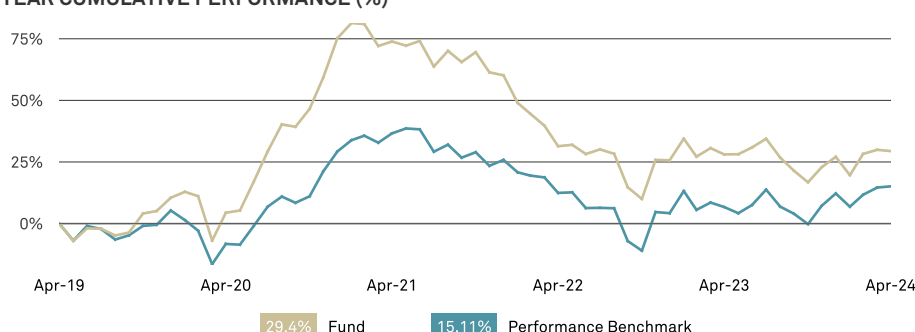
PERFORMANCE BENCHMARK

The Fund will measure its performance against the MSCI AC Asia Pacific ex Japan TR Index (the "Benchmark"). The Fund is actively managed, which means the Investment Manager has absolute discretion to invest outside the Benchmark subject to the investment objective and policies disclosed in the Prospectus. While the Fund's holdings may include constituents of the Benchmark, the selection of investments and their weightings in the portfolio are not influenced by the Benchmark. The investment strategy does not restrict the extent to which the Investment Manager may deviate from the Benchmark.

PERFORMANCE DISCLOSURE

Past performance is not a guide to future performance. The value of investments can fall. Investors may not get back the amount invested. Income from investments may vary and is not guaranteed. Please refer to the prospectus and the KID/KIID before making any investment decisions. Documents are available in English and an official language of the jurisdictions in which the Fund is registered for public sale. Go to www.bnymellonim.com. For a full list of risks applicable to this fund, please refer to the Prospectus or other offering documents.

5 YEAR CUMULATIVE PERFORMANCE (%)



PERFORMANCE SUMMARY (%)

						Annualised		
	1M	3M	YTD	1YR		2YR	3YR	5YR
USD C (Acc.)	-0.42	8.15	1.81	1.04		-0.77	-9.37	5.28
USD A (Acc.)	-0.51	7.88	1.47	0.03		-1.75	-10.28	4.24
USD W	-0.40	8.22	1.89	1.30		-0.52	-9.15	5.55
Performance Benchmark	0.42	7.72	2.58	7.88		1.18	-5.54	2.85
Sector	0.58	7.47	2.33	3.24		-1.42	-7.58	1.40
Euro C (Acc.)	0.11	9.28	5.12	3.45		-1.52	-5.72	6.21
Euro A (Acc.)	0.02	9.01	4.78	2.41		-2.50	-6.66	5.16
Performance Benchmark	1.43	9.44	5.97	11.39		0.50	-1.74	3.82
Sector	1.58	9.17	5.71	6.56		-2.08	-3.87	2.38
No. of funds in sector	174	174	173	170		163	150	135
Quartile USD C (Acc.)	-	-	-	3		2	3	1

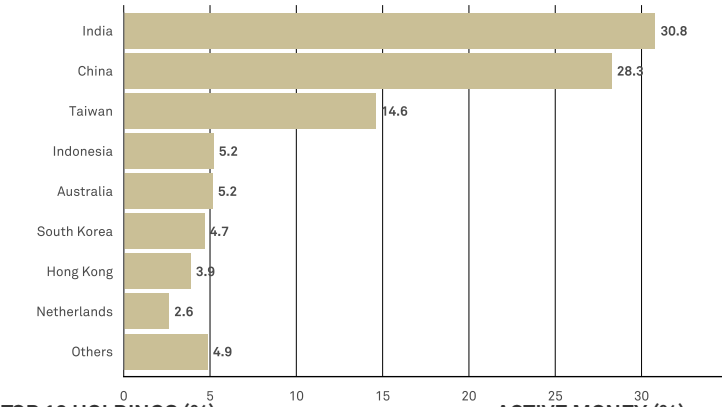
	2014	2015	2016	2017	2018	2019	2020	2021	2022	2023
Fund	-1.03	-10.38	3.20	41.04	-24.24	26.36	58.62	-8.60	-21.53	1.12
Performance Benchmark	3.09	-9.12	7.06	37.32	-13.68	19.48	22.75	-2.65	-17.19	7.69
Sector	4.25	-7.83	4.51	36.85	-14.98	19.35	22.43	-1.55	-18.62	2.78

ANNUAL PERFORMANCE TO LAST QUARTER END (%)

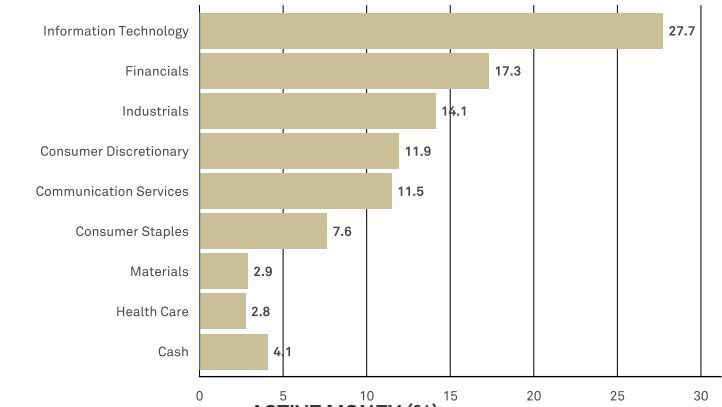
From	Mar 2019	Mar 2020	Mar 2021	Mar 2022	Mar 2023
To	Mar 2020	Mar 2021	Mar 2022	Mar 2023	Mar 2024
Fund	-4.50	84.87	-18.79	-6.53	-0.53

Source: Lipper as at 30 April 2024. Fund performance USD C (Acc.) calculated as total return, based on net asset value, including charges, but excluding initial charge, income reinvested gross of tax, expressed in share class currency. The impact of the initial charge, which may be up to 5%, can be material on the performance of your investment. Performance figures including the initial charge are available upon request. **Returns may increase or decrease as a result of currency fluctuations.**

GEOGRAPHICAL ALLOCATION (%)



INDUSTRIAL ALLOCATION (%)



TOP 10 HOLDINGS (%)

	Fund
Taiwan Semiconductor Manufacturing Co., Ltd.	8.3
Tencent Holdings Ltd.	5.5
Tata Consultancy Services Limited	4.1
AIA Group Limited	3.9
Samsung Electronics Co., Ltd.	3.7
Info Edge India Ltd.	3.6
HDFC Bank Limited	3.6
PT Bank Mandiri (Persero) Tbk	3.3
Sungrow Power Supply Co., Ltd. Class A	3.1
Shenzhen Inovance Technology Co., Ltd Class A	3.1

ACTIVE MONEY (%)

Top overweight	Fund	Perf. B'mark
Industrials	14.1	7.4
Information Technology	27.7	22.1
Consumer Staples	7.6	4.4
Communication Services	11.5	8.5

FUND STATISTICS - 3 YEARS

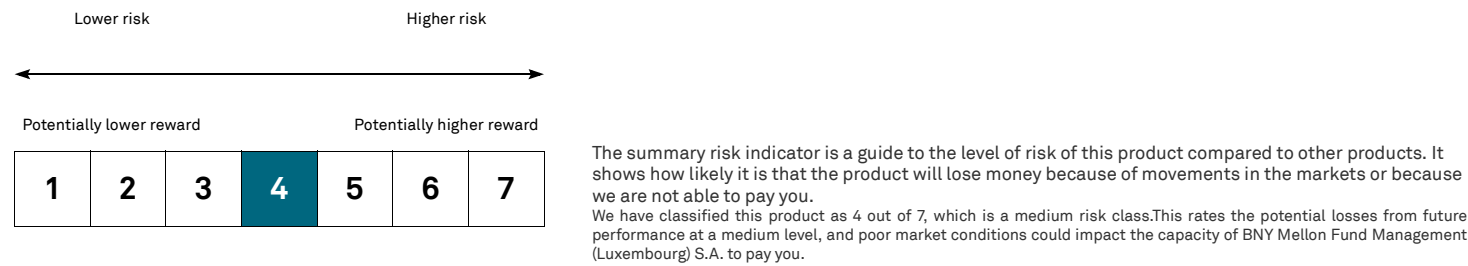
Jensen Alpha	-0.45
Beta	0.85
Correlation	0.95
Annualised Information Ratio	-0.70
Annualised Sharpe Ratio	-0.77
Annualised Tracking Error	5.90
R²	0.90
Annualised Standard Deviation	16.52
Maximum Drawdown	-36.83
VaR Normal 95%	-8.66

ACTIVE MONEY (%)

Top underweight	Fund	Perf. B'mark
Financials	17.3	22.8
Materials	2.9	7.6
Energy	0.0	4.1
Real Estate	0.0	3.2
Utilities	0.0	2.7

Source: BNY Mellon Investment Management EMEA Limited

RISK AND REWARD PROFILE - USD C (ACC.)



SHARE CLASS TABLE

	ISIN	Sedol	WKN	AMC		ISIN	Sedol	WKN	AMC
USD A (Acc.)	IE0003795394	379539	798089	2.00%	Euro A (Acc.)	IE0003782467	378246	693811	2.00%
Euro C (Acc.)	IE0003852575	385257	693813	1.00%	USD W	IE00B90J3880	B90J388	A2JA5Q	0.75%

Ongoing costs are taken from the latest EMT file, ongoing charge is taken from the latest KID/KIID.

IMPORTANT INFORMATION

For Professional Clients and, in Switzerland, for Qualified Investors only. Investment Managers are appointed by BNY Mellon Investment Management EMEA Limited (BNYMIM EMEA), BNY Mellon Fund Managers Limited (BNYMFML), BNY Mellon Fund Management (Luxembourg) S.A. (BNY MFML) or affiliated fund operating companies to undertake portfolio management activities in relation to contracts for products and services entered into by clients with BNYMIM EMEA, BNY MFML or the BNY Mellon funds. Portfolio holdings are subject to change, for information only and are not investment recommendations. Calls may be recorded. For more information visit our Privacy Policy www.bnymellonim.com. BNY Mellon is the corporate brand of The Bank of New York Mellon Corporation and its subsidiaries.

The fund is a sub-fund of BNY Mellon Global Funds, plc, an open-ended investment company with variable capital (ICVC), with segregated liability between sub-funds. Incorporated with limited liability under the laws of Ireland and authorised by the Central Bank of Ireland as a UCITS Fund. The Management Company is BNY Mellon Fund Management (Luxembourg) S.A. (BNY MFML), regulated by the Commission de Surveillance du Secteur Financier (CSSF). Registered address: 2-4 Rue Eugène Ruppert L-2453 Luxembourg. Information on investor rights including the complaints handling policy and investor redress mechanisms is available at www.bnymellonim.com. The Manager may terminate the arrangements made for the marketing of one or more sub-funds of BNYMGF in one or more EU Member States and shareholders will receive prior notification in this event. In **Austria**, the current Prospectus and the Key Investor Information Document are available free of charge from Raiffeisen Zentralbank Österreich Aktiengesellschaft, Am Stadtpark 9, A-1030 Vienna. In **Belgium**, the KIID, Prospectus, articles of association and latest annual report are freely available upon request to from the paying agent : JP Morgan Chase Bank, 1 Boulevard du Roi Albert II, B-1210 Bruxelles, Belgium. The Prospectus, KIIDs, articles of association, annual and half-yearly financial reports are available in French. In **France**, the KIID, Prospectus, articles and latest annual report are freely available upon request to the centralising agent: BNP Paribas Securities Services, 3 rue d'Antin, 75002 Paris, tél: 00 33 1 42 98 10 00. In **Germany**, the prospectus is available from BNY Mellon Fund Management (Luxembourg) S.A. (BNY MFML), German branch, MesseTurm Friedrich-Ebert-Anlage 49, 60308 Frankfurt am Main, Germany. In **Spain**, BNY Mellon Global Funds is registered with the CNMV, Registration No. 267. In **Switzerland**, a public limited company (société anonyme) incorporated and existing under Luxembourg law under registration number B28166 and having its registered address at 2-4 Rue Eugène Ruppert L-2453 Luxembourg. BNY MFML is regulated by the Commission de Surveillance du Secteur Financier (CSSF). Issued in **Switzerland** by BNY Mellon Investments Switzerland GmbH, Bäregasse 29, CH-8001 Zürich, Switzerland. In the **Middle East** the Bank of New York Mellon, DIFC Branch (the "Authorised Firm") is communicating these materials on behalf of The Bank of New York Mellon, Investment Management EMEA Limited ("BNYMIM EMEA"). BNYMIM EMEA is a wholly owned subsidiary of The Bank of New York Mellon Corporation. This material is intended for Professional Clients only and no other person should act upon it. The Authorised Firm is regulated by the Dubai Financial Services Authority and is located at Dubai International Financial Centre, Gate Precinct Building 5 North, Level 6, Room 601, P.O. Box 506723, Dubai, UAE.

MIS0036-300624