

Storm Fund II - Storm Bond Fund RC [EUR]

WKN: A1J5SF / ISIN: LU0840158819

Factsheet

Advertising Material

Report Date: 5/29/2024

Product Data		Fee Structure	
Custodian	Hauck Aufhäuser Lampe Privatbank AG	Subscription fee	up to 3.00 %
Inception date	9/1/2008	Redemption fee	0.25%
Date first price calculation	10/17/2013	Management fee	up to 0.16 % p.a.
Issue price	100.00 EUR	Custodian fee	up to 0.075 % p.a. (excl. VAT)
Fiscal year-end	12/31	Investment advice allowance	none
Distribution policy	accumulating	Fund manager fee	up to 0.75 % p.a.
Minimum initial investment	none	Switching fee	none
Fund currency	NOK	Placement agent fee	none
Pricing frequency	daily	Performance fee	see prospectus
Legal form	SICAV Part I Law of 2010		
Administrator	Hauck & Aufhäuser Fund Services S.A.		
Fund Manager	Storm Capital Management AS		
Countries of distribution	AT,CH,DE,DK,ES,FI,GB,IT,LU,NO,SE		
Bloomberg ID	ST2BFRCLX		
ESG status	Article 8 SFDR - No Sustainability Commitment		

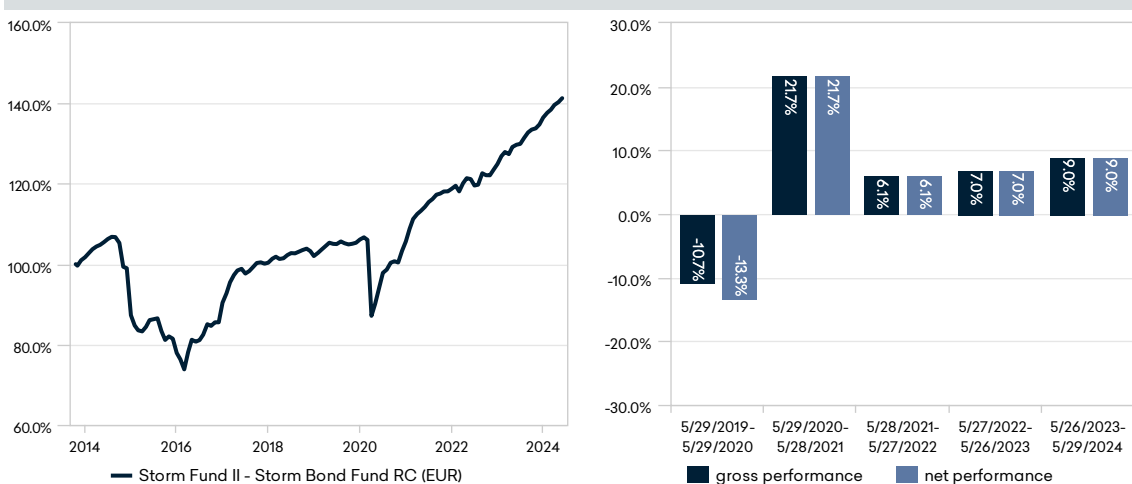
Fund Features

The investment objective of Storm Fund II – Storm Bond Fund (the "Sub-Fund") is to generate the best possible risk-adjusted return on invested capital. The Sub-Fund invests in corporate bonds, which may focus on High Yield bonds located in the Nordic market. An initial screening of the market based on relative-pricing is followed by a detailed company analysis of the individual issuers. The analysis consists of a bottom-up financial analysis, a scenario analysis, ESG-considerations, diligence of loan agreement and management/ownership analysis. The Sub-Fund's research driven approach focuses on identifying value through cash flow and debt service capacity, capital structure sustainability, track-record and the company's market position. The Sub-Fund aims to invest in a well-diversified portfolio through number of holdings and across sectors. The Sub-Fund is actively managed and the investment objective and strategy does not refer to a benchmark. The Investment Manager strives to achieve high returns from a combination of coupon payments and capital appreciation. The fund manager will consider any risks related to sustainability (environmental, social and governance aspects) when making investment decisions as well as on an ongoing basis during the life of an investment. However, no assurance can be given that the stated investment objectives will be met.

Ratio per 5/29/2024

Share Price	141.31 EUR
Subscription price	145.55 EUR
Redemption price	140.96 EUR
Equity Participation rate	0.36 %
Net asset value	8.32 BN NOK
Share Class	9.19 M. EUR
Shares	65,051,198
TER (prior FY)	1.90 %
TER excl. performance fee (prior FY)	1.03 %
TOR (prior FY)	104.00 %

Performance



Explanations and modeling: assumption: an investor wishes to purchase units for EUR 1,000.00. With a maximum sales charge of 3.00%, the investor has to pay EUR 1,030.00. The gross performance (BVI method) includes all costs incurred at the fund level, the net performance also includes the sales charge; additional costs may be incurred at the investor level (e.g. custody costs). Since the sales charge is only levied in the first year, the net/gross amount shown is different only in this year. Past performance is not a reliable indicator of future performance.

Gross Performance Storm Fund II - Storm Bond Fund RC (EUR)

Period	Performance cumulated	Performance annualised	Volatility	VaR (95%)	Sharpe Ratio
Previous day	0.06 %				
1 Month	0.75 %		0.62 %	0.61 %	9.12
3 Months	2.07 %		0.59 %		8.05
6 Months	4.90 %		0.66 %		9.32
Year to Date	3.55 %		0.61 %		7.87
1 Year	9.04 %		0.84 %		6.22
3 Years	23.73 %	7.34 %	1.60 %		3.54
5 Years	34.52 %	6.10 %	3.47 %		1.52
10 Years	33.97 %	2.96 %	4.24 %		0.62
since first price calculation	41.31 %	3.31 %	4.21 %		0.71

Performance Data Storm Fund II - Storm Bond Fund RC (EUR)

Period	gross performance	net performance
5/26/2023 - 5/29/2024	9.04 %	9.04 %
5/27/2022 - 5/26/2023	6.99 %	6.99 %
5/28/2021 - 5/27/2022	6.05 %	6.05 %
5/29/2020 - 5/28/2021	21.72 %	21.72 %
5/29/2019 - 5/29/2020	-10.68 %	-13.28 %

Storm Fund II - Storm Bond Fund RC [EUR]

WKN: A1J5SF / ISIN: LU0840158819

Factsheet

Advertising Material

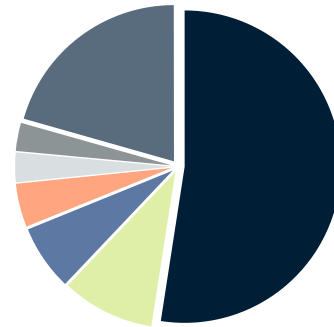
Report Date: 5/29/2024

Portfolio structure

Top 5 positions

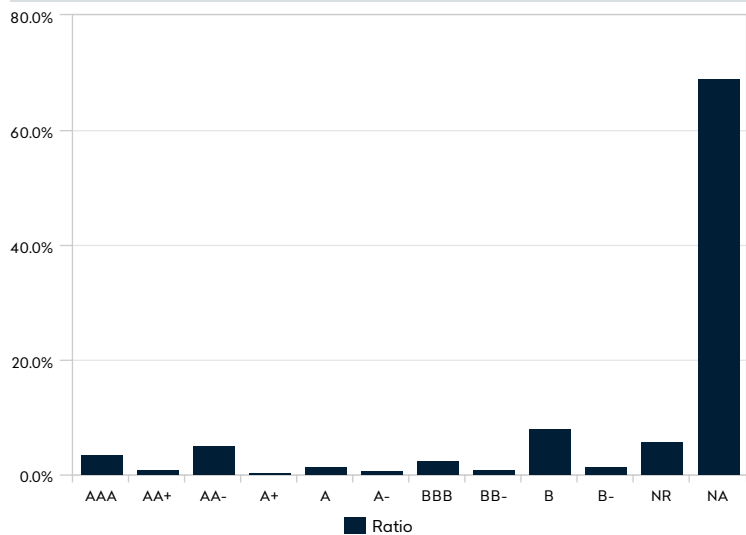
Name of security	Ratio
NOK Overnight deposits	3.87 %
NOK Deposits	3.44 %
SGL Group ApS EO-FLR Bonds 2023(25/28)	2.25 %
Shearwater GeoServices AS DL-Notes 2024(24/29)	2.19 %
NES Fircroft Bondco AS DL-Sust.Lkd. Bonds 2022(22/26)	2.06 %

Breakdown Countries



● Norway	52.5 %	● Bermudas	9.6 %
● Denmark	6.8 %	● Sweden	4.5 %
● Finland	3.1 %	● Cayman Islands	2.9 %
● Others	20.6 %		

Bond rating*

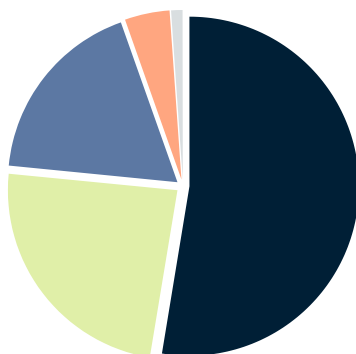


* S&P Issuer Rating

Bond Ratios

Ratio	Bond Assets	Net asset value
Interest rate	7.55 %	6.91 %
Current Yield	7.52 %	6.88 %
Yield to Maturity	9.75 %	8.92 %
Time To Maturity year(s)	3.09	282
Duration	1.42	130
Modified duration	1.33	1.21

Allocation of bonds by sector



● Corporates	52.6 %	● Fin. non-banking	23.9 %
● Financials	18.0 %	● Governments	4.3 %
● others	1.1 %		

Bonds by maturity total

Time To Maturity year(s)	Market value NOK	Ratio
up to 1 year	683,030,457.82	8.98 %
1 to 3 years	3,650,448,993.38	47.98 %
3 to 5 years	2,323,858,556.35	30.54 %
5 to 10 years	307,179,356.10	4.04 %
10 to 20 years	118,666,989.26	1.56 %
more than 20 years	83,673,240.80	1.10 %
without final maturity	441,742,699.21	5.81 %
Total	7,608,600,292.92	100.00 %

Storm Fund II - Storm Bond Fund RC [EUR]

WKN: A1J5SF / ISIN: LU0840158819

Factsheet

Advertising Material

Report Date: 5/29/2024

Administrator: Hauck & Aufhäuser Fund Services S.A., phone +352 451314 -500, fax +352 451314-519, e-mail: Info-HAFS@hal-privatbank.com, www.hal-privatbank.com

Disclaimer:

This document is a marketing communication. The information contained in this document does not constitute any form of investment advice; it merely provides a brief summary of the essential features of the Fund. All information and data have been carefully put together, in part by drawing on information supplied by third parties. It may happen that individual data prove, in particular with the passage of time, to be no longer correct, or no longer wholly correct, on account of changes in the applicable legislation, on-going developments in the markets or other material circumstances, including short-term developments. Consequently, no warranty is given as to the accuracy, completeness or up-to-dateness of any of the data. It should be noted that the indication of the respective sales countries refers only to the existence of a marketing authorisation of the fund/sub-fund/unit certificate class in the respective country. The existence of any separate requirements for the investor profile must be checked individually by the investor. For EEA states, it is important to differentiate the investor profile. Investors are encouraged to consult their advisor to this effect. The particulars contained in this information may change at any time without prior notice. The data and information are based on our assessment of the current legal and tax situation. The fiscal treatment of the investment is dependent of the personal circumstances of the individual client and is subject to future changes. No liability is assumed or accepted in relation to any loss or damage that may arise, directly or indirectly, from the distribution or use of this product information or its contents.

Investing in investment funds carries with it the risk of price losses and currency losses, so that the future value of units may rise or fall in relation to their value at the time of acquisition. In so far as any statements are made concerning market developments, returns, price gains or other instances of asset growth, as well as risk ratios, these merely constitute forecasts for which we accept and assume no liability as regards the actual occurrence of the events predicted. In particular, previous performance, simulations and/or forecasts cannot be taken as a reliable indicator of future performance.

Full details concerning the Fund can be found in the key investor information and the sales prospectus, together with the latest audited annual report and, where data exist which are more recent than those contained in the latest annual report, the latest half-yearly report. These documents constitute the sole binding basis for any acquisition. In so far as any tax or legal interests are affected, these should be discussed by the addressee with his/her tax adviser or lawyer.

The above-mentioned sales documents (in German) can be obtained by you free of charge, in electronic or printed form, from the website <https://www.hal-privatbank.com/asset-servicing/fondsportal> and from the business premises of Hauck Aufhäuser Lampe Privatbank AG at Kaiserstraße 24, 60311 Frankfurt am Main or 1c rue Gabriel Lippmann, L-5365 Munsbach, or from Hauck & Aufhäuser Fund Services S.A. at 1c rue Gabriel Lippmann, L-5365 Munsbach. Units in Funds may only be offered in countries where such an offer or sale is permissible and/or is the subject of an authorisation issued by the local supervisory authority. In particular, units in this Fund may not be offered or sold within the USA or to, or for the account of, US citizens or persons resident in the USA. This document, and the information which it contains, is not addressed to US citizens or to persons having their permanent residence in the USA; nor may it be distributed in the USA. Moreover, the distribution and publication of this document may also be restricted in other legal systems.

Conceptual Definitions:

TIS: Taxable Income per Share - TIS-Ratio (Taxable Income per Share - Ratio): Percentage of interest-bearing assets in the fund - TER: Total expense Ratio (incl. Performance Fee) - TOR: Turnover Rate: Frequency of portfolio turnover in the period (figure may be negative under certain circumstances) - VaR (Value at Risk): risk measure for the maximum loss under a given probability for a given holding period - prior FY: prior fiscal year - order of Lipper Rating: constant return / preservation / expense / total return

For more detailed information about Morningstar's Sustainability, including its methodology, please go to:

https://www.morningstar.com/content/dam/marketing/shared/Company/Trends/Sustainability/Detail/Documents/SustainabilityRatingMethodology2019.pdf?cid=AEM_RED0016

Standard & Poor's:

Disclaimer of Liability Notice. This may contain information obtained from third parties, including ratings from credit ratings agencies such as Standard & Poor's. Reproduction and distribution of third party content in any form is prohibited except with the prior written permission of the related third party. Third party content providers do not guarantee the accuracy, completeness, timeliness or availability of any information, including ratings, and are not responsible for any errors or omissions (negligent or otherwise), regardless of the cause, or for the results obtained from the use of such content. THIRD PARTY CONTENT PROVIDERS GIVE NO EXPRESS OR IMPLIED WARRANTIES, INCLUDING, BUT NOT LIMITED TO, ANY WARRANTIES OF MERCHANTABILITY OR FITNESS FOR A PARTICULAR PURPOSE OR USE. THIRD PARTY CONTENT PROVIDERS SHALL NOT BE LIABLE FOR ANY DIRECT, INDIRECT, INCIDENTAL, EXEMPLARY, COMPENSATORY, PUNITIVE, SPECIAL OR CONSEQUENTIAL DAMAGES, COSTS, EXPENSES, LEGAL FEES, OR LOSSES (INCLUDING LOST INCOME OR PROFITS AND OPPORTUNITY COSTS OR LOSSES CAUSED BY NEGLIGENCE) IN CONNECTION WITH ANY USE OF THEIR CONTENT, INCLUDING RATINGS. Credit ratings are statements of opinions and are not statements of fact or recommendations to purchase, hold or sell securities. They do not address the suitability of securities or the suitability of securities for investment purposes, and should not be relied on as investment advice.