

# Vietnam Equity(UCITS)Fund

Factsheet – April 2024



## Investment Team



Quynh Le

Portfolio Manager



Mai Vu

Deputy Portfolio Manager

## Investment Objective

VEF provides investors with broad exposure to Vietnam's public equity markets and seeks medium to long-term capital appreciation through investing in companies in key sectors contributing to Vietnam's economic growth. The Investment Manager will invest in securities which are, in its opinion, undervalued or fairly valued but have good growth potential. VEF integrates ESG and sustainable practices into its investment approach and is classified as Article 8 under the EU Sustainable Finance Disclosure Regulation (SFDR).

## Vietnam Highlights

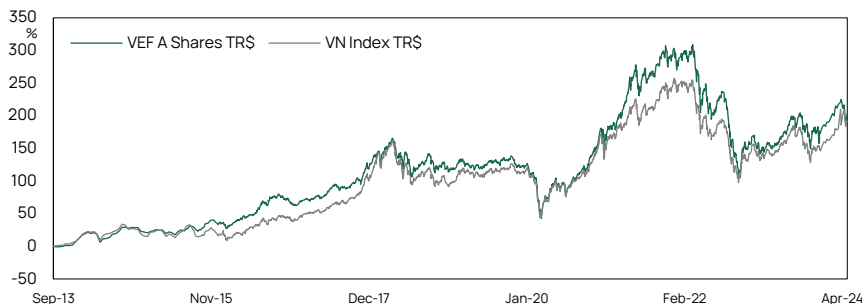
Key Indicators	2022	2023E*
Real GDP Growth (%)	8.0	5.1
Nominal GDP (\$bn)	408.8	430.0
CPI (avg) (%)	3.2	3.3
Export Growth (cif) (%)	10.6	-4.4
Import Growth (cif) (%)	8.4	-9.2
Trade Balance (cif) (\$bn)	12.4	28.0
FX Reserves (\$bn)	85.0	89.0
FDI Disbursed (\$bn)	22.4	23.2
VND: USD	23,550	24,500

\* Compiled from official government data

## Key Information - Vietnam Equity(UCITS)Fund

	A SHARES	B SHARES	C SHARES
Unit Price	USD30.17	EUR1,588.45	TBA
Fund Total Net Assets	USD294.01mn		
ISIN	IE00BD5HPH84	IE00BV8WVB25	IE000LEKRJK0
Reuters	LP68206089	LP68311935	LP68794636
Bloomberg Symbol	VIETNAM ID	VIETEUR ID	VIETGPB ID
Valor No	22319753	42634389	68794636
WKN	A2DHER	A2JRMR	TBA
Fund Currency	US Dollar (USD)	Euro (EUR)	British Pound (GBP)
Subscription Fee	0% to 5.00%	0% to 5.00%	0% to 5.00%
Management Fee	2.00% with TER capped at 2.50%	1.50%	1.50%
Minimum Initial Subscription	USD10	EUR1,000,000	GBP1,000,000
Minimum Investment	N.A	EUR1,000,000	GBP1,000,000

## Fund Performance



## Performance

All in US\$ - %	1 Month	3 Month	1 Year	2 Years	3 Years	5 Years	Since 30 Sep 2013
VEF - A	-6.67	3.57	18.62	-18.20	-2.04	35.09	201.69
VN Index TR	-7.79	0.25	8.51	-17.08	-7.13	23.10	162.73
All in EUR - %	1 Month	3 Month	1 Year	2 Years	3 Years	5 Years	Since 05 Jul 2018
VEF - B	-5.88	4.89	22.50	-18.91	12.17	43.60	62.20

## Top Ten Holdings

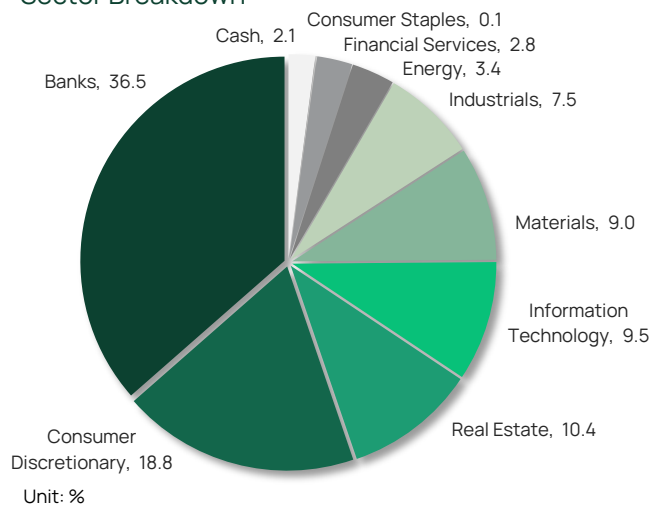
Portfolio Company	Sector	NAV (%)	MC (\$m)	Characteristics
FPT Corporation	Software	9.50	6,175	Top IT services company and emerging name in the semiconductor industry
MB Bank	Banks	7.59	4,643	Largest private commercial bank by assets with the highest number of e-bank users
Mobile World	Retail	7.29	3,168	Top CE & phone retailer with promising grocery chain BHX a key driver for future growth
Phu Nhuan Jewelry	Retail	6.24	1,254	Vietnam's top jewellery retailer with fully-integrated production generating high margins
FPT Retail	Retail	5.29	866	Retailer with the fastest-growing pharmacy chain and 20% market share in phone sales
Sacombank	Banks	4.73	2,098	Private commercial bank with enticing turnaround story
Vietcombank	Banks	4.65	20,117	Top state-owned commercial bank with strong fundamentals and risk management
Hoa Phat Group	Materials	4.57	6,517	Vietnam's leading and largest fully-integrated steel producer
Gemadept	Industrials	4.40	1,032	Leading integrated port and logistics operator
Techcombank	Banks	4.37	6,478	Leading bank for the affluent, best in class in optimizing COF through digital innovations

# Vietnam Equity(UCITS)Fund

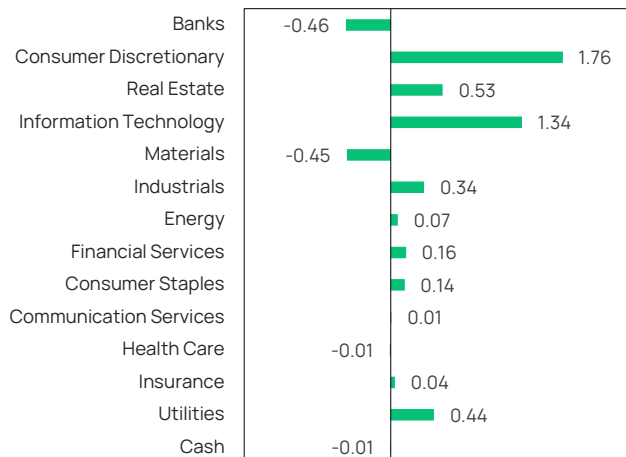
Factsheet – April 2024



## Sector Breakdown



## Attribution – 3 month rolling



## Risk Measure\*

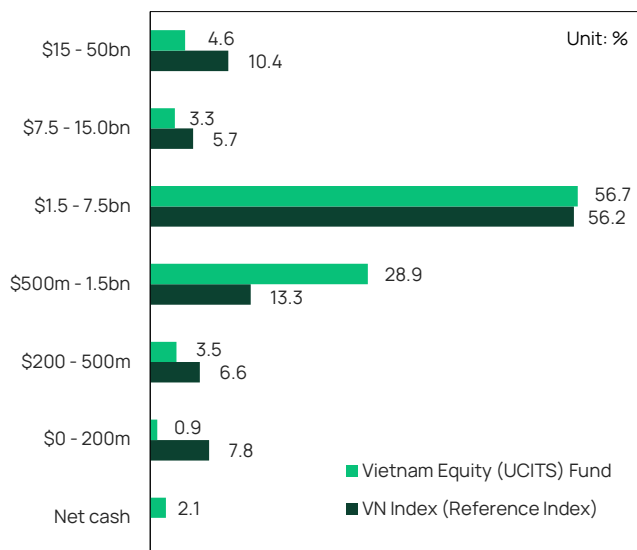
Data/Ratio	VEF <sup>2</sup>	VNIndex
Sharpe Ratio	0.43	0.38
Treynor Ratio	11.54	9.56
Jensen's Alpha	1.88	-
Information Ratio	0.18	-
Beta	0.95	-

## Fund Statistics\*

Data/Ratio	VEF <sup>2</sup>	VNIndex
Annualised Return (%)	11.00	9.56
Minimum (%)	-29.35	-26.00
Maximum (%)	21.78	17.05
Standard Dev(%)	21.74	21.24
Tracking Error (%)	7.99	-

\* All calculations based on 127 historic monthly time weighted returns of the portfolio. Data annualised. 2. All data are of A Shares.

## Market Capitalisation Distribution

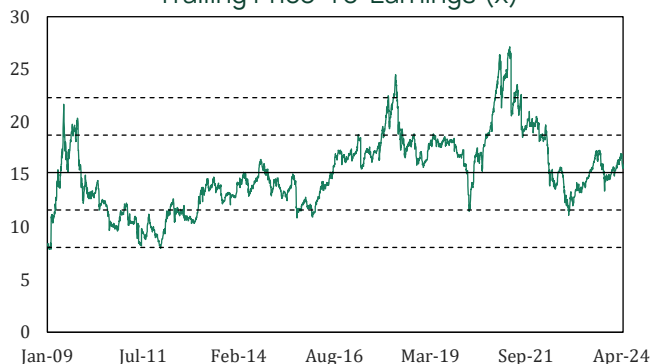


## VN-Index Valuation

### Trailing Price-To-Book (x)



### Trailing Price-To-Earnings (x)



# Vietnam Equity(UCITS)Fund

Factsheet – April 2024



## Dealing

The Fund has appointed SEI Investments as its transfer agent, depository and fund administrator. A range of third party fund platforms also include VEF in their product offerings, including:

- ▶ Clearstream ([www.clearstream.com](http://www.clearstream.com))
- ▶ Fundsettle ([www.euroclear.com](http://www.euroclear.com))
- ▶ Banco Inversis ([www.inversis.com](http://www.inversis.com))
- ▶ IFSAM ([www.ifsam.lu](http://www.ifsam.lu))
- ▶ Pareto Securities ([www.paretosec.com](http://www.paretosec.com))
- ▶ Attrax ([www.attrax.lu](http://www.attrax.lu))
- ▶ MFEX ([www.mfex.com](http://www.mfex.com))
- ▶ Allfunds ([www.allfunds.com](http://www.allfunds.com)).

## Fund Information

**Legal Form:** Irish Plc., Umbrella Fund

**Type:** Open-ended, UCITS V

**Management Company:** Waystone Management Company (IE) Limited

**Investment Manager:** Dragon Capital Management (HK) Limited

**Registered for Distribution:** Belgium, Finland, France, Germany, Greece, Italy, Luxembourg, Norway, Singapore, Spain, Sweden, Switzerland, UK

**Valuation of the Fund:** Daily

**Depository/ Administrator:** SEI Investments

**Auditor:** KPMG Ireland

**Use of Profits:** Dividend reinvested

**Subscription Deadline:**  
2.00 p.m. (Dublin time) on the relevant Subscription Date

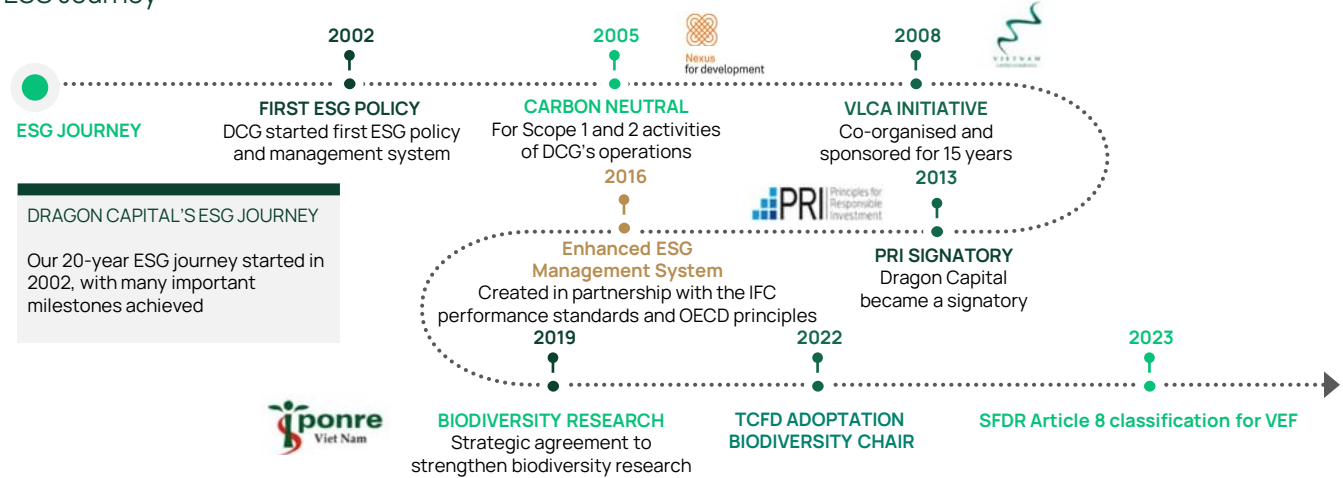
**Redemption Deadline:**  
2.00 p.m. (Dublin time) immediately prior to the relevant Redemption Date

**Legal Entity Identifier (LEI):**  
213800POVUDXEUZ8SC97

## Monthly Return Of VEF – A (% In USD)

	Jan	Feb	Mar	Apr	May	Jun	Jul	Aug	Sep	Oct	Nov	Dec	YTD
2013										-0.32	1.67	0.73	2.08
2014	11.68	4.52	0.54	-1.31	-5.24	1.53	5.01	8.14	-1.71	0.85	-3.99	-1.76	18.31
2015	2.52	0.65	-4.13	1.42	1.34	0.73	5.83	-4.85	3.09	7.64	-0.73	-0.32	13.25
2016	-3.86	3.21	4.66	2.28	2.33	7.44	4.86	5.31	1.52	-3.16	-3.94	-2.00	19.36
2017	4.53	-0.83	4.32	-0.59	4.40	6.18	-2.28	-0.08	4.27	1.16	11.17	3.60	41.35
2018	5.85	2.20	4.30	-8.40	-4.29	-2.26	-1.33	4.24	5.43	-9.03	0.38	0.87	-3.43
2019	-2.11	4.98	-1.51	-0.99	-1.23	1.86	2.63	-0.40	2.06	-0.49	-4.14	-0.43	-0.09
2020	-4.55	-4.85	-29.35	21.78	11.37	-3.90	-3.12	12.3	3.79	1.88	11.07	8.62	16.08
2021	-1.30	10.05	0.87	8.76	12.10	6.78	-4.75	1.64	1.98	6.99	2.28	0.00	54.08
2022	-2.95	3.11	-0.58	-6.92	-7.93	-7.76	-0.50	7.85	-14.74	-15.17	-2.74	5.31	-37.49
2023	8.48	-10.48	4.51	0.57	2.06	5.08	9.76	-0.73	-4.70	-11.94	10.27	3.03	13.83
2024	2.78	7.29	3.94	-6.67									6.46

## ESG Journey



# Vietnam Equity(UCITS)Fund

Factsheet – April 2024



## Disclaimer

This is an advertising document. This document has been prepared and is distributed by Dragon Capital Management (HK) Limited for the information of existing investors, and other eligible recipients. This update has been provided to you following your express request to be included in such distributions, and your confirmation of eligibility. If you wish to unsubscribe from future updates at any time, please email [unsubscribe@dragoncapital.com](mailto:unsubscribe@dragoncapital.com).

This document does not constitute or form part of, and should not be construed as, an offer to sell or issue, or the solicitation of an offer to purchase, subscribe to or acquire, securities of any entity, or any vehicle to be incorporated in connection with any possible transaction, or an inducement to enter into investment activity in any country, or in any other jurisdiction in which such offer, solicitation, inducement or sale would be unlawful prior to registration, exemption from registration or qualification under the securities laws of such jurisdiction. No part of the document, nor the fact of its distribution, should form the basis of, or be relied on in connection with, any contract or commitment or investment decision whatsoever.

No disclosure, reference or other information included in this document shall be considered as offering or solicitation of any product or service. Nothing in this document shall be construed as investment advice or a recommendation to acquire or invest in any securities or other instrument or financial product. Any investment performance and market information provided in this presentation, including information about any particular companies, are provided for illustrative purposes only and are not investment recommendations.

No person is promulgating or providing any financial or other advice to any person, and is not making and does not intend to make an offer or solicitation in relation to any product, whether referred to in this document or otherwise. Any person requiring investment advice should consult a suitably qualified professional adviser prior to taking any investment decision.

The information contained in this document is subject to updating, and the accuracy, certainty or completeness of such information is not guaranteed. No representation or warranty, express or implied, is made, and no liability whatsoever is accepted by any other person, in relation thereto.

This document must not be distributed or otherwise made available to third parties without the consent of Dragon Capital, and then only to such recipients who have confirmed that distribution of such information is in compliance with all securities laws and regulations which apply to them.

For Swiss Investors only: The representative for Vietnam Equity (UCITS) Fund ("VEF") in Switzerland is Waystone Fund Services (Switzerland) SA, Av. Villamont 17, 1005 Lausanne, Switzerland, and the paying agent is Helvetische Bank AG, Seefeldstrasse 215, CH-8008 Zurich, Switzerland. The VEF prospectus, the key information documents (PRIIP-KIDs), the articles of incorporation as well as the annual and semi-annual reports may be obtained free of charge from the representative in Switzerland.

For Belgian investors: This document is intended only for professional investors (A) that are "qualified investors" in the meaning of Article 2, (e) of the EU Regulation 2017/1129 on the prospectus to be published when securities are offered to the public or admitted to trading on a regulated market, as amended from time to time or any successive legislation that may enter into force (each, a "Qualified Investor"), and (B) any such Qualified Investor shall act in its own name and for its own account and shall not act as intermediary, or otherwise sell or transfer, to any other investor, unless any such other investor would also qualify as a Qualified Investor.

For German and Greek investors: UCITS HAVE NO GUARANTEED RETURN AND PAST PERFORMANCE DOES NOT GUARANTEE FUTURE PERFORMANCE.

## Investment Manager

DRAGON CAPITAL MANAGEMENT (HK) LIMITED  
c/o 1501 Me Linh Point,  
2 Ngo Duc Ke  
District 1, Ho Chi Minh City  
Vietnam

T +84 28 3823 9355  
F +84 28 3823 9366  
[info@dragoncapital.com](mailto:info@dragoncapital.com)  
[www.dragoncapital.com](http://www.dragoncapital.com)

DRAGON CAPITAL 