

GLG European High Yield Opportunities



MONTHLY SUMMARY REPORT: 30 JUNE 2023

REPORTING CLASS: Man GLG European High Yield Opportunities I EUR

FUND DESCRIPTION

The fund's investment objective is to provide income and capital growth, by investing directly or indirectly in fixed and floating rate securities predominantly in pan-Europe. The Investment Manager selects investments having regard to factors such as leverage, the debt-to-enterprise value ratio, cash-flow and earnings of a given issuer. In doing so, the Investment Manager will consider in particular information from the financial statements of a target investment. The Fund will invest in fixed income securities rated below investment grade and targeting income generation and capital growth, principally using a bottom-up approach. The Fund may also have exposure to other transferable securities including mortgage and asset backed securities and equity linked investments. The Fund is actively managed. The Fund is managed with reference to the benchmark. ICE BofA European Currency High Yield Constrained Index (EUR Hedged) is the official benchmark for the fund.

A complete description of fund aims is set out in the fund's prospectus.

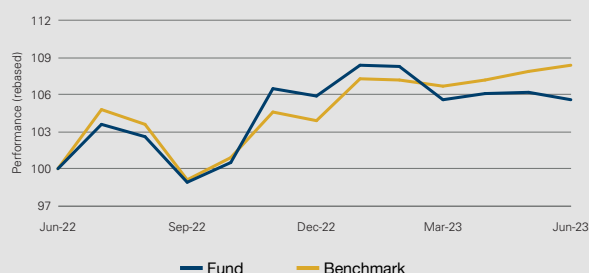
FUND RISKS

The value of your investment and the income from it may rise as well as fall and you may not get back the amount originally invested. Prior to investing in the Fund investors should carefully consider the risks associated with investing, whether the Fund suits their investment requirements and whether they have sufficient resources to bear any losses which may result from an investment in the Fund. Investors should only invest if they understand the terms on which the Fund is offered. Investors should consider the following risks and where appropriate seek professional advice before investing: **Investment Objective Risk, Market Risk, Counterparty Risk, Currency Risk, Liquidity Risk, Financial Derivatives Instruments, Leverage Risk, Total Return & Non-Investment Grade Securities.** More details can be found in the risk glossary. **Prior to making investments investors should read and consider the fund's offering documents.**

DISCRETE PERFORMANCE

	29 Jun 18 - 30 Jun 19	30 Jun 19 - 30 Jun 20	30 Jun 20 - 30 Jun 21	30 Jun 21 - 30 Jun 22	30 Jun 22 - 30 Jun 23
Reporting Class	N/A	N/A	N/A	N/A	5.58%
Benchmark	N/A	N/A	N/A	N/A	8.37%

PERFORMANCE CHART (SINCE INCEPTION)



Source: Man Group plc (30 June 2023)

Benchmark represented by: ICE BofA European Currency High Yield Constrained (EUR) Hedged

PERFORMANCE RETURNS

	Reporting Shareclass	Benchmark	Relative
1 Month	-0.61%	0.46%	-1.06%
3 Months	-0.05%	1.52%	-1.57%
6 Months	-0.33%	4.30%	-4.63%
YTD	-0.33%	4.30%	-4.63%
1 Year	5.58%	8.37%	-2.79%
3 Years	N/A	N/A	N/A
5 Years	N/A	N/A	N/A
Since Inception	0.21%	1.66%	-1.45%

Past Performance is not indicative of future performance. Returns may increase or decrease as a result of currency fluctuations. Performance data is shown net of the reporting class Ongoing Charge Figure (or TER), performance fees and transaction costs and gross of taxes with gross dividend income reinvested, and does not take into account sales and redemption charges where such costs are applicable. Other share classes may charge different fees. **This is a marketing communication.**

SYNTHETIC RISK & REWARD INDICATOR (SRRI)

◀ Lower Risk | Higher Risk ▶
Typically Lower Rewards | Typically Higher Rewards

1	2	3	4	5	6	7
---	---	---	---	---	---	---

See Glossary for an explanation of the SRRI Calculation

FUND DETAILS

Inception Date ¹	10 June 2022
Fund Size	EUR 26,584,445
Portfolio Manager(s)	Mike Scott
Structure	UCITS
Domicile	Ireland
Benchmark (BM) [†]	ICE BofA European Currency High Yield Constrained (EUR) Hedged
Valuation Frequency	Daily
Dealing Frequency	Daily
Subscriptions	Before 13:00 (Dublin) on dealing date
Redemptions	Before 13:00 (Dublin) on dealing date
Investment Type	Accumulating
Ongoing Charge Figure (OCF) ¹	0.82%
SFDR Classification	Article 8

¹ Refers to the reporting share class only. Other classes may differ.

PERFORMANCE STATISTICS (SINCE INCEPTION)

	Reporting Shareclass	Benchmark	Relative
Annualised Return	0.20%	1.57%	-1.37%
Annualised Volatility	10.22%	10.48%	-0.27%
Sharpe Ratio ²	N/A	0.04	N/A
Correlation	0.93	N/A	N/A
Beta	0.91	N/A	N/A
Information Ratio	-0.36	N/A	N/A
Tracking Error	3.85%	N/A	N/A

² Sharpe ratio is an absolute measure of risk-adjusted return, negative Sharpe ratios are not shown as they can be misleading.

The Fund may be regarded as promoting, among other characteristics, environmental and social characteristics within the meaning of Article 8 of SFDR. The Investment Manager applies an exclusion list which prevents it from investing in controversial stocks or industries which may be related to arms and munitions, nuclear weapons, tobacco and companies which have moderate to significant amount of revenues associated with coal production.

This is a marketing communication.

CUMULATIVE PERFORMANCE

	Fund	Benchmark	Relative
1 Month	-0.61%	0.46%	-1.06%
3 Months	-0.05%	1.52%	-1.57%
6 Months	-0.33%	4.30%	-4.63%
YTD	-0.33%	4.30%	-4.63%
1 Year	5.58%	8.37%	-2.79%
3 Years	N/A	N/A	N/A
5 Years	N/A	N/A	N/A
Since Inception	0.21%	1.66%	-1.45%

EXPOSURE AND RISK ANALYSIS

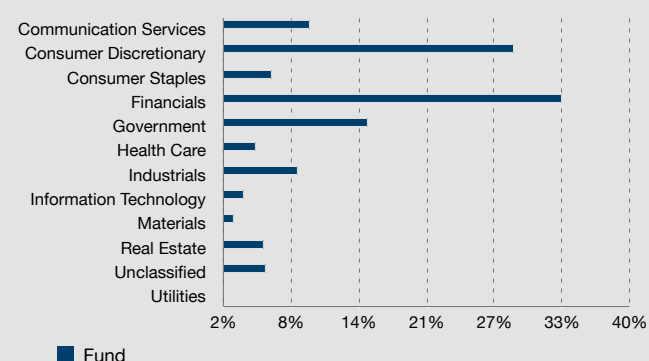
PORTFOLIO STATISTICS

Yield to Maturity	11.07%
Running Yield	7.74%
Spread Duration	3.14
Long Positions	116
Short Positions	6

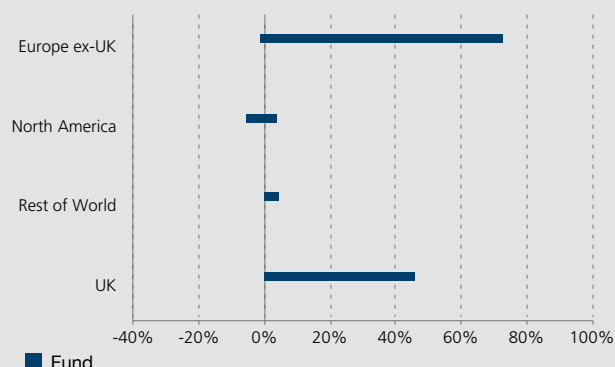
Security Risk Currency (excl FX hedging)

EUR	59.18%
GBP	29.07%
USD	11.75%

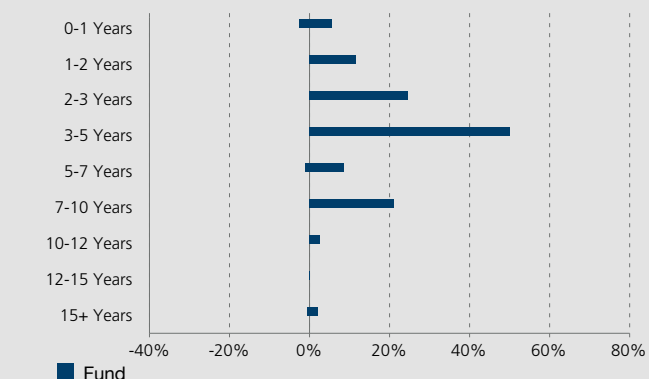
SECTOR BREAKDOWN (excluding CDS positions)



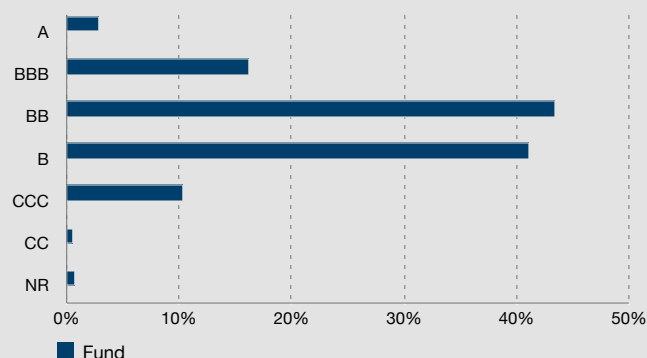
GEOGRAPHICAL BREAKDOWN (including CDS positions)



PORTFOLIO MATURITY BREAKDOWN (excluding CDS positions)



CREDIT QUALITY BREAKDOWN (excluding CDS positions)



HISTORICAL PERFORMANCE

	Jan	Feb	Mar	Apr	May	Jun	Jul	Aug	Sep	Oct	Nov	Dec	YTD
2022	-	-	-	-	-	-5.09%	3.60%	-0.97%	-3.62%	1.61%	6.02%	-0.55%	0.54%
2023	2.35%	-0.07%	-2.50%	0.44%	0.12%	-0.61%	-	-	-	-	-	-	-0.33%

NAV TABLE

Class	NAV	2020	2021	2022	ISIN	Minimum Initial	Minimum Additional	Entry Charge†	Redemption Fee (Up to)	OCF	Performance Fee
I EUR	100.21	-	-	-	IE000SEUKFF7	1,000,000	-	N/A	N/A	0.82%	N/A
I H GBP	101.65	-	-	-	IE0005IJ9R38	1,000,000	-	N/A	N/A	0.82%	N/A
I H USD	102.57	-	-	-	IE000Q3ZUQK3	1,000,000	-	N/A	N/A	0.82%	N/A
IF EUR	100.29	-	-	-	IE000C7POUS9	1,000,000	-	N/A	N/A	0.52%	N/A
IF H USD	102.25	-	-	-	IE000D8OWM56	1,000,000	-	N/A	N/A	0.52%	N/A

Model calculation (net): an investor wishes to purchase shares for Euro 1,000. With a maximum issue surcharge of 5.00%, he has to spend a one-off amount of Euro 50.00 when making the purchase. In addition, there may be custodian costs that reduce performance. The custodian costs are decided by your bank's price list and service charges.

†Entry Charge is up to the rate indicated.

‡Please refer to the Fund's prospectus for further details.

^The organisations and/or financial instruments mentioned are for reference purposes only. The content of this material should not be construed as a recommendation for their purchase or sale.

RISK GLOSSARY

Prior to investing in the Fund investors should carefully consider the risks associated with investing, whether the Fund suits their investment requirements and whether they have sufficient resources to bear any losses which may result from an investment in the Fund. Investors should only invest if they understand the terms on which the Fund is offered. Investors should consider the following risks and where appropriate seek professional advice before investing:

Investment Objective Risk - There is no guarantee that the Fund will achieve its investment objective.

Market Risk - The Fund is subject to normal market fluctuations and the risks associated with investing in international securities markets. Therefore, the value of your investment and the income from it may rise as well as fall and you may not get back the amount originally invested.

Counterparty Risk - The Fund will be exposed to credit risk on counterparties with which it trades in relation to on-exchange traded instruments such as futures and options and where applicable, 'over-the-counter' ("OTC", "non-exchange") transactions. OTC instruments may also be less liquid and are not afforded the same protections that may apply to participants trading instruments on an organised exchange.

Currency Risk - The value of investments designated in another currency may rise and fall due to exchange rate fluctuations. Adverse movements in currency exchange rates may result in a decrease in return and a loss of capital. It may not be possible or practicable to successfully hedge against the currency risk exposure in all circumstances.

Liquidity Risk - The Fund may make investments or hold trading positions in markets that are volatile and which may become illiquid. Timely and cost efficient sale of trading positions can be impaired by decreased trading volume and/or increased price volatility.

Financial Derivatives Instruments - The Fund will invest financial derivative instruments ("FDI") (instruments whose prices are dependent on one or more underlying asset) to achieve its investment objective. The use of FDI involves additional risks such as high sensitivity to price movements of the asset on which it is based. The extensive use of FDI may significantly multiply the gains or losses.

Leverage Risk - The Fund's use of FDI may result in increased leverage which may lead to significant losses.

Total Return - Whilst the Fund aims to provide capital growth, a positive return is not guaranteed over any time period and capital is in fact at risk.

Non-Investment Grade Securities - The Fund may invest a significant proportion of its assets in non-investment grade securities (such as "high yield" securities) are considered higher risk investments that may cause income and principal losses for the Fund. They are instruments which credit agencies have given a rating which indicates a higher risk of default. The market values for high yield bonds and other instruments tend to be volatile and they are less liquid than investment grade securities.

A complete description of risks is set out in the Fund's prospectus.

GLOSSARY

Annualised Return	An annualised total return is an average amount of money earned by an investment each year over a given time period. It is calculated to show what an investor would earn over a period of time if the annual return was compounded.
Annualised Volatility	Volatility is the rate and extent at which the price of a portfolio, security or index, moves up and down. If the price swings up and down with large movements, it has high volatility. If the price moves more slowly and to a lesser extent, it has lower volatility. It is used as a measure of the riskiness of an investment. Annualised volatility is an average annual amount of volatility over a given time period.
Beta	A measure of how sensitive an investment portfolio is to market movements. The sign of the beta (+/-) indicates whether, on average, the portfolio's returns move in line with (+), or in the opposite direction (-), to the market. The market has a beta of 1. If the portfolio has a beta of less (more) than 1, it means that the security is theoretically less (more) volatile than the market.
Comparator Benchmark	An index or similar factor against which a fund manager invites investors to compare a fund's performance.
Correlation	A measure of the interdependence or strength of the relationship between two investments. A correlation of 1 means that the two investments are perfectly synchronised, -1 implies that they move in symmetrically opposite directions and 0 means no relationship between them.
Credit Rating (quality)	A score awarded by S&P, Moody's or Fitch to indicate the financial strength of the issuer of a bond, and the potential for a default on interest and principal payments. For example, according to the S&P rating scheme the top credit rating is 'AAA'. The lowest rating to be considered 'investment grade' is 'BBB-'. Below 'BBB-', bonds are termed 'sub investment grade' or 'high yield'. If more than one rating agency awards a score, the best rating will be chosen. If no official score is awarded by S&P, Moody's or Fitch a rating for the issuer will be used if available.
Distribution Yield	The distribution yield reflects the amounts that may be expected to be distributed over the next twelve months as a percentage of the fund's net asset value per share as at the date shown, and may be estimated. It does not include any initial charge and investors may be subject to tax on distributions.
Duration	Expressed in years and measures the sensitivity of a bond's price to a change in interest rates. There is an inverse relationship between bond prices and interest rates.
Entry Charge	The entry charge shown is a maximum figure and in some cases you might pay less. Please refer to your financial advisor or the distributor for the actual charges.
Exposure	This refers to the part of a portfolio that is subject to the price movements of a specific security, sector, market or economic variable. It is typically expressed as a percentage of the total portfolio, e.g. the portfolio has 10% exposure to the mining sector.
FX Forward	An FX forward contract is an agreement to purchase or sell a set amount of a foreign currency at a specified price for settlement at a predetermined time in the future.
Information Ratio	A ratio of portfolio returns above the excess returns of a benchmark (usually an index) to the volatility of those returns. The ratio measures a portfolio manager's ability to generate excess returns relative to a benchmark. Volatility is measured using tracking error.
Long Position	A security that is bought in expectation that it will rise in value.
Maturity	Maturity is the length of time before a financial instrument ends, after which it must either be renewed or it will cease to exist.
NAV	The Net Asset Value (NAV) represents the value per share. It is calculated by dividing the total net asset value of the fund (the value of the fund's assets less its liabilities) by the number of shares outstanding.
Net and Gross Exposure	The amount of a portfolio's exposure to the market. Net exposure is calculated by subtracting the amount of the portfolio with short market exposure from the amount of the portfolio that is long. For example, if a portfolio is 100% long and 20% short, its net exposure is 80%. Gross exposure is calculated by combining the absolute value of both long and short positions. For example, if a portfolio is 100% long and 20% short, its gross exposure is 120%.
Ongoing Charge Figure (OCF)	The OCF is estimated and based on expenses and may vary from year to year. It includes management fees but excludes performance fees (where applicable) and portfolio transaction costs, except in the case of an entry/exit charge paid by the Fund when buying or selling units in another sub-fund. The charges you pay are used to pay the costs of running the Fund, including the costs of marketing and distributing it. These charges reduce the potential growth of your investment.
Overweight/Underweight	Refers to a fund's position in line with its chosen reference index. Overweight means a fund holds more of a certain security than the reference index and underweight means a fund holds less of a certain security compared to its reference index.
Performance Fee	The payment made to an Investment Manager if certain performance levels are achieved (often over and above any levels set out in the investment objective) within a set time period. Please refer to the fund's prospectus for a complete description.
Redemption Fee	This is the maximum amount by which your investment may be reduced prior to the proceeds being paid out.
Running Yield	At security level, running yield is the annual income on an investment divided by its current market value. At fund level, it is a weighted average of the contributing securities, based on absolute weights.
Sector (i)	A sector is an area of the economy in which businesses share the same or a related product or service. It can also be thought of as an industry or market that shares common operating characteristics. Dividing an economy into different pieces allows for more in-depth analysis of the economy as a whole.
Sector (ii)	A peer group of funds which have a similar investment objective or invest in the same type of assets. These are organised by independent companies such as the Investment Management Association in the UK. The average performance of a sector is often used to compare with the performance of an individual fund in the sector.
Sharpe Ratio	The Sharpe Ratio is a measure for calculating risk-adjusted return, and has become the industry standard for such calculations. The Sharpe Ratio is the average return earned in excess of the risk-free rate per unit of volatility or total risk. The higher the ratio the better, with a number greater than 1 usually considered good, a number greater than 2 considered very good and a ratio of 3 or higher considered excellent. As it is an absolute measure of risk-adjusted return, negative Sharpe Ratios can be misleading and are therefore shown as N/A.
Short Position	Fund managers use this technique to borrow a security and then sell it with the intention of buying it back for less when the price falls. The position profits if the security falls in value. Within UCITS funds, derivatives – such as contracts for difference (CFDs) – can be used to simulate a short position.
Synthetic Risk & Reward Indicator (SRRI)	Featured on the Key Investor Information Document (KIID), the SRRI is a measure of the overall risk and reward profile of a fund. Funds are categorised on a scale from 1 to 7 where 1 is the lowest risk and 7 is the highest. Typically, the SRRI is derived from the volatility of past returns over a 5-year period. Investors should be aware the indicator is based on historical data and may not be a reliable indication of the future risk profile of the Fund. The lowest category does not mean risk free.
Tracking Error	Tracking error is a measure of the divergence between a portfolio's returns and the benchmark or index against which it is managed.
Yield	Yield to maturity (YTM) is the total return anticipated on a bond if the bond is held until the end of its lifetime. Yield to maturity is considered a long-term bond yield expressed as an annual rate, coupons are assumed to be reinvested at the same rate. This takes into account the change in yield should the issuer have the desire and the ability to retire the debt prior to maturity.
YTD	Year-to-date.

This material is of a promotional nature.

The Fund is a sub-fund of Man Funds VI plc, domiciled in Ireland and registered with the Central Bank of Ireland. Full details of the Fund's objectives, investment policy and risks are located in the Prospectus which with the Key Investor Information Document (KIID), and the Report and Accounts of the UCITS, are accessible free of charge from the local information/paying agent, from authorised distributors and from www.man.com/documents. The KIID is available in English and in an official language of the jurisdictions in which the Fund is registered for public sale. The Prospectus and the Reports and Accounts of the UCITS can be obtained in English. In Switzerland, the Prospectus is also available in German.

In order to fulfil the fund's objectives the Prospectus allows the manager the ability to invest principally in units of other collective investment schemes, bank deposits, derivatives contracts designed with the aim of gaining short term exposure to an underlying stock or index at a lower cost than owning the asset, or assets aiming to replicate a stock or debt securities index.

The value of an investment and any income derived from it can go down as well as up and investors may not get back their original amount invested. Alternative investments can involve significant additional risks.

This material is for information purposes only and does not constitute an offer or invitation to invest in any product for which any Man Group plc affiliate provides investment advisory or any other services. It is not contractually binding nor does it represent any information required by any legislative provision. Prior to making any investment decisions, investors should read and consider the fund's offering documents.

Opinions expressed are those of the author as of the date of their publication, and are subject to change.

Some statements contained in these materials concerning goals, strategies, outlook or other non-historical matters may be "forward-looking statements" and are based on current indicators and expectations at the date of their publication. We undertake no obligation to update or revise them. Forward-looking statements are subject to risks and uncertainties that may cause actual results to differ materially from those implied in the statements.

Distribution of this material and the offer of shares may be restricted and the minimum subscription amount may be higher in certain jurisdictions. The product(s) mentioned within this material (i) may not be registered for distribution in your jurisdiction, and (ii) may only be available to professional or otherwise qualified investors or entities. It is important that distributors and/or potential investors are able to ensure compliance with local regulations prior to making a subscription. Please refer to the offering documentation for additional information.

Unless stated otherwise the source of all information is Man Group plc and its affiliates as of the date on the first page of this material.

Unless stated otherwise the source of all market data is Man Group Database and Bloomberg.

Further information on the sustainability-related aspects of the Fund can be found via the Fund information page at <https://www.man.com/prices-and-performance>. Additional information on responsible investing can be found at <https://www.man.com/responsible-investment>.

This material was prepared by GLG Partners LP ("Investment Manager") (company number LP006776) which is registered in England and Wales at Riverbank House, 2 Swan Lane, London, EC4R 3AD. Authorised and regulated in the UK by the Financial Conduct Authority. This material is distributed pursuant to global distribution and advisory agreements by subsidiaries and consultants of Man Group plc ("Marketing Entities"). Specifically, in the following jurisdictions:

Australia: To the extent this material is distributed in Australia it is communicated by Man Investments Australia Limited ABN 47 002 747 480 AFSL 240581, which is regulated by the Australian Securities & Investments Commission (ASIC). This information has been prepared without taking into account anyone's objectives, financial situation or needs.

Austria/Germany/Liechtenstein: To the extent this material is used in Austria/Germany/Liechtenstein, the communicating entity is Man (Europe) AG, which is authorised and regulated by the Liechtenstein Financial Market Authority (FMA). Man (Europe) AG is registered in the Principality of Liechtenstein no. FL-0002.420.371-2. Man (Europe) AG is an associated participant in the investor compensation scheme, which is operated by the Deposit Guarantee and Investor Compensation Foundation PCC (FL-0002.039.614-1) and corresponds with EU law. Further information is available on the Foundation's website under www.eas-liechtenstein.li. A number of the Fund's share classes are registered for distribution to professional and non-professional investors in Austria/Germany/Liechtenstein. The Fund's documentation can be obtained in German free of charge from the relevant paying agent. In Austria: Raiffeisen Bank International AG, Am Stadtpark 9, 1030 Wien. In Germany: BHF-BANK Aktiengesellschaft, Bockenheimer Landstrasse 10, 60323 Frankfurt am Main. In Liechtenstein: LGT Bank AG, Herrengasse 12, FL-9460 Vaduz.

European Economic Area: Unless indicated otherwise this material is communicated in the European Economic Area by Man Asset Management (Ireland) Limited ('MAMIL') which is registered in Ireland under company number 250493 and has its registered office at 70 Sir John Rogerson's Quay, Grand Canal Dock, Dublin 2, Ireland. MAMIL is authorised and regulated by the Central Bank of Ireland under number C22513.

Hong Kong SAR: To the extent this material is distributed in Hong Kong SAR, this material is communicated by Man Investments (Hong Kong) Limited and has not been reviewed by the Securities and Futures Commission in Hong Kong.

Switzerland: To the extent the material is made available in Switzerland the communicating entity is:

For Clients (as such term is defined in the Swiss Financial Services Act): Man Investments (CH) AG, Huobstrasse 3, 8808 Pfäffikon SZ, Switzerland. Man Investment (CH) AG is regulated by the Swiss Financial Market Supervisory Authority ('FINMA'); and
For Financial Service Providers (as defined in Art. 3 d. of FINSA, which are not Clients): Man Investments AG, Huobstrasse 3, 8808 Pfäffikon SZ, Switzerland, which is regulated by FINMA.

The Fund has been registered for offering to non-qualified investors with FINMA. The Swiss representative is Man Investments AG. The Swiss paying agent is RBC Investor Services Bank S.A., Esch-sur Alzette, Zurich Branch, Badenerstrasse 567, P.O. Box 1292, CH-8048 Zurich, Switzerland. The Prospectus / Offering Memorandum, the Key Investor Information Document, the Articles of the Fund and the annual financial statements of the Fund may be obtained free of charge from the Swiss Representative. In respect of the Shares distributed / offered in or from Switzerland, the place of performance and the place of jurisdiction are at the registered office of the Swiss Representative in Switzerland.

United Kingdom: Unless indicated otherwise this material is communicated in the United Kingdom by Man Solutions Limited ('MSL') which is an investment company as defined in section 833 of the Companies Act 2006. MSL is registered in England and Wales under number 3385362 and has its registered office at Riverbank House, 2 Swan Lane, London, EC4R 3AD, United Kingdom. MSL is authorised and regulated by the UK Financial Conduct Authority (the 'FCA') under number 185637.

Recipients of this material are deemed to be investment professionals and/or qualified investors that have employed appropriately qualified individuals to manage their financial assets and/or are a financial services entity appointed by an investor to provide fiduciary advisory and/or portfolio management services in respect of their financial assets. Information provided in response to queries regarding investment strategies and products managed by the Investment Manager will not be deemed to be provision of investment advice or personal investment recommendations, or assessment of the suitability or appropriateness of any investment products or consideration of the particular circumstances specific to any individual recipient to whom this material has been sent.

If you wish to complain please contact MAMIL ('The Manager') to obtain a copy of the complaints procedure which is available in English. If you are not satisfied with the final response resolution you may be able to refer your complaint to an Alternative Dispute Resolution Authority (ADR). For more information please refer to man.com/contact. Alternatively, in the EEA, you can find more information about local ADRs and find a complaint form in your local language on the Financial Dispute Resolution network (FIN-NET) section of the European Commission website (https://ec.europa.eu/info/business-economy-euro/banking-and-finance/consumer-finance-and-payments/retail-financial-services/financial-dispute-resolution-network-fin-net_en).

Please note that at any time the Manager or the Management company retains the right to terminate arrangements for the marketing of the Fund.

This material is not suitable for US persons.

This material is proprietary information and may not be reproduced or otherwise disseminated in whole or in part without prior written consent. Any data services and information available from public sources used in the creation of this material are believed to be reliable. However accuracy is not warranted or guaranteed. © Man 2022

ICE - The index data referenced herein is the property of ICE Data Indices, LLC, its affiliates ("ICE Data") and/or its Third Party Suppliers and has been licensed for use by Man Fund Management UK Limited. ICE Data and its Third Party Suppliers accept no liability in connection with its use.

See <https://www.man.com/indices-disclaimer> for the full list of data providers' benchmarks disclaimers.

SHAREHOLDER SERVICES

Name	BNY Mellon Fund Services (Ireland) Designated Activity Company
Address	Cork Airport Business Park, Unit 6100, Avenue 6000, Cork Ireland
Telephone	353-21-438-0000
Fax	-
Email	man.shareholderservicing@bnymellon.com

Investment Manager	GLG Partners LP
Custodian	BNY Mellon Trust Company (Ireland) Limited
Administrator	BNY Mellon Fund Services (Ireland) Designated Activity Company
Management Company	Man Asset Management (Ireland) Limited