

Schroder International Selection Fund Hong Kong Dollar Bond

A Accumulation HKD | Data as at 30.04.2024

Fund objectives and investment policy

The fund aims to provide capital growth and income over a three to five year period by investing in fixed and floating rate securities denominated in HKD.

Above is the Investment Objective of the fund. For details on the fund's Investment Policy please see the KID.

This fund does not have the objective of sustainable investment or binding environmental or social characteristics as defined by Regulation (EU) 2019/2088 on Sustainability-related Disclosures in the Financial Services Sector (the "SFDR"). Any references to the integration of sustainability considerations are made in relation to the processes of the investment manager or the Schroders Group and are not specific to the fund.

Relevant risks associated with an investment in this fund are shown below and should be carefully considered before making any investment. Past Performance is not a guide to future performance and may not be repeated. The value of investments and the income from them may go down as well as up and investors may not get back the amounts originally invested. Exchange rate changes may cause the value of investments to fall as well as rise. Performance data does not take into account any commissions and costs, if any, charged when units or shares of any fund, as applicable, are issued and redeemed.

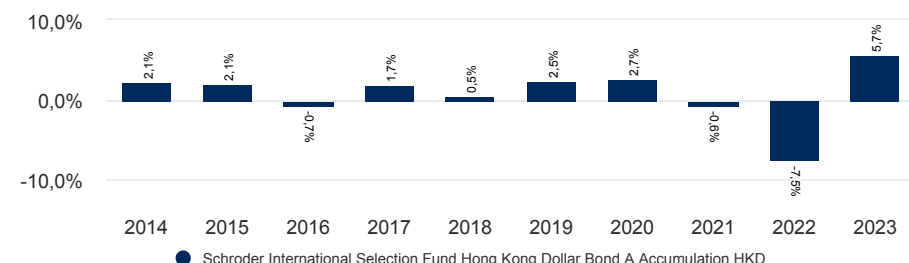
Share class performance (%)

Cumulative performance	1 month	3 months	YTD	1 year	3 years	5 years	10 years
Share class (Net)	-0,8	-0,6	-1,2	1,2	-3,4	-0,2	6,4

Discrete yearly performance (%)	Apr 14 - Apr 15	Apr 15 - Apr 16	Apr 16 - Apr 17	Apr 17 - Apr 18	Apr 18 - Apr 19	Apr 19 - Apr 20	Apr 20 - Apr 21	Apr 21 - Apr 22	Apr 22 - Apr 23	Apr 23 - Apr 24
Share class (Net)	3,6	0,2	0,2	0,5	2,0	1,7	1,6	-4,2	-0,3	1,2

Calendar year performance	2014	2015	2016	2017	2018	2019	2020	2021	2022	2023
Share class (Net)	2,1	2,1	-0,7	1,7	0,5	2,5	2,7	-0,6	-7,5	5,7

Performance over 10 years (%)



Ratings and accreditation



Please refer to the Source and ratings information section for details on the icons shown above.

Fund facts

Fund manager	Chow Yang Ang
Managed fund since	01.05.2007
Fund management company	Schroder Investment Management (Europe) S.A.
Domicile	Luxembourg
Fund launch date	09.08.2002
Share class launch date	09.08.2002
Fund base currency	HKD
Share class currency	HKD
Fund size (Million)	HKD 4.727,01
Number of holdings	139
Unit NAV	HKD 21,4306
Dealing frequency	Daily
Distribution frequency	No Distribution

Fees & expenses

Entry charge up to	3,00%
Ongoing charge	1,05%
Redemption fee	0,00%

Purchase details

Minimum initial subscription	HKD 1.000 ; EUR 1.000 ; USD 1.000 or their near equivalent in any other freely convertible currency.
------------------------------	--

Codes

ISIN	LU0149525270
Bloomberg	SCHHBAA LX
SEDOL	7379792
Reuters code	LU0149525270.LUF

A Accumulation HKD | Data as at 30.04.2024

10 year return of HKD 100.000



The chart is for illustrative purposes only and does not reflect an actual return on any investment.

Returns are calculated bid to bid (which means performance does not include the effect of any initial charges), net income reinvested, net of fees.

Risk considerations

Bond Connect risk: The fund may be investing in the China Interbank Bond Market via the Bond Connect which may involve clearing and settlement, regulatory, operational and counterparty risks.

Concentration risk: The fund may be concentrated in a limited number of geographical regions, industry sectors, markets and/or individual positions. This may result in large changes in the value of the fund, both up or down.

Counterparty risk: The fund may have contractual agreements with counterparties. If a counterparty is unable to fulfil their obligations, the sum that they owe to the fund may be lost in part or in whole.

Credit risk: A decline in the financial health of an issuer could cause the value of its bonds to fall or become worthless.

Currency risk (including Onshore renminbi): The fund can be exposed to different currencies. Changes in foreign exchange rates could create losses. Currency control decisions made by the Chinese government could affect the value of the fund's investments and could cause the fund to defer or suspend redemptions of its shares.

Derivatives risk: Derivatives, which are financial instruments deriving their value from an underlying asset, may be used to manage the portfolio efficiently. The fund may also materially invest in derivatives including using short selling and leverage techniques with the aim of making a return. A derivative may not perform as expected, may create losses greater than the cost of the derivative and may result in losses to the fund.

Emerging markets & frontier risk: Emerging markets, and especially frontier markets, generally carry greater political, legal, counterparty, operational and liquidity risk than developed markets.

High yield bond risk: High yield bonds (normally lower rated or unrated) generally carry greater market, credit and liquidity risk meaning greater uncertainty of returns.

Interest rate risk: The fund may lose value as a direct result of interest rate changes.

Liquidity risk: In difficult market conditions, the fund may not be able to sell a security for full value or at all. This could affect performance and could cause the fund to defer or suspend redemptions of its shares, meaning investors may not be able to have immediate access to their holdings.

Market risk: The value of investments can go up and down and an investor may not get back the amount initially invested.

Operational risk: Operational processes, including those related to the safekeeping of assets, may fail. This may result in losses to the fund.

Performance risk: Investment objectives express an intended result but there is no guarantee that such a result will be achieved. Depending on market conditions and the macro economic environment, investment objectives may become more difficult to achieve.

Summary risk indicator (SRI)

LOWER RISK Potentially lower reward **HIGHER RISK** Potentially higher reward



The risk category was calculated using historical performance data (or indicative fund performance during periods of suspension) and may not be a reliable indicator of the fund's future risk profile. The fund's risk category is not guaranteed to remain fixed. Please see the Key Information Document for more information.

Risk statistics & financial ratios

	Fund
Annual volatility (%) (3y)	3,8
Effective duration (years)	3,2
Current yield (%)	3,6
Yield to maturity	5,2

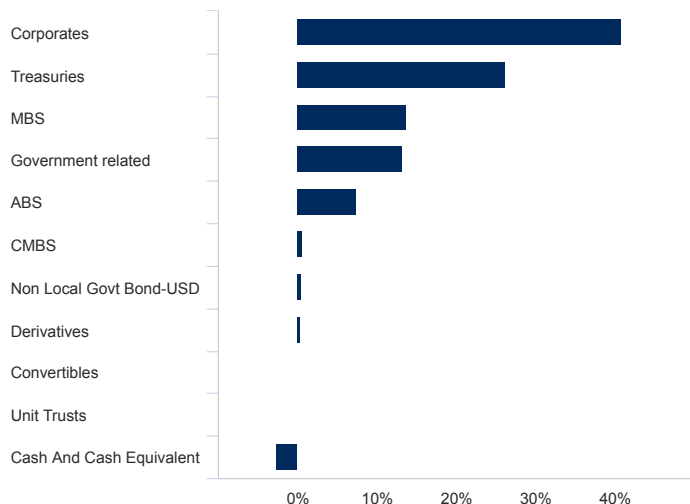
Source: Morningstar. The above ratios are based on bid to bid price based performance data.

A Accumulation HKD | Data as at 30.04.2024

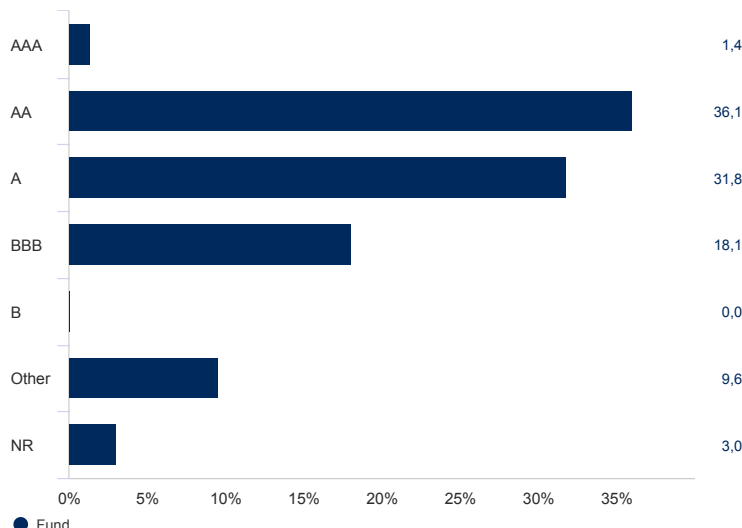
Asset allocation

Please note: Others stated in the ratings breakdown may include Unit Trusts, Cash and Derivatives.

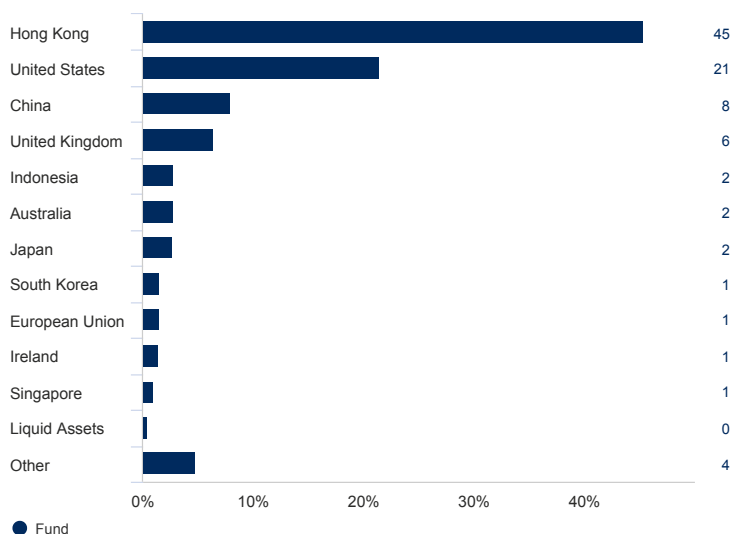
Sector (%)



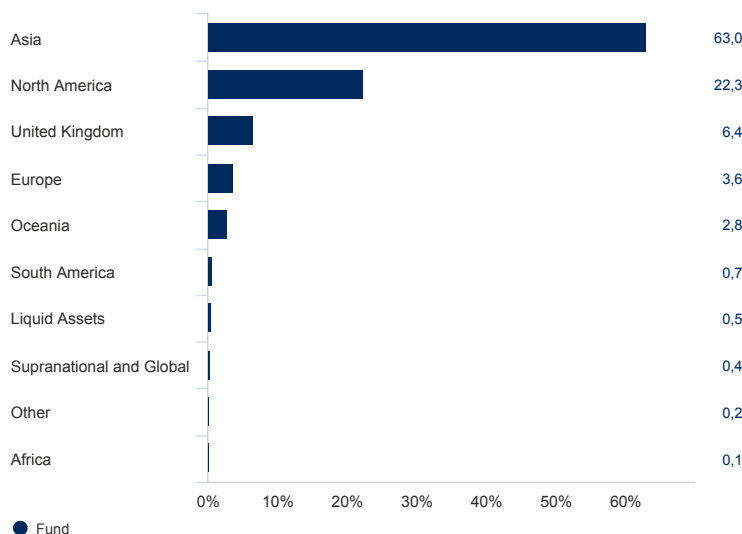
Credit quality (%)



Geographical breakdown (%)



Region (%)



Top 10 holdings (%)

Holding name	%
HONG KONG SPECIAL ADMINISTRATIVE R 0.0000 08/05/2024 SERIES 91	6,9
AIRPORT AUTHORITY HK 2.3000 24/04/2030 SERIES EMTN	2,9
TREASURY BILL 0.0000 21/05/2024 SERIES GOVT	2,1
HSBC HOLDINGS PLC 1.5500 03/06/2027	2,1
TREASURY BILL 0.0000 07/05/2024 SERIES GOVT	1,8
AIRPORT AUTHORITY HK 2.3300 29/04/2030 SERIES EMTN	1,7
HONG KONG SPECIAL ADMINISTRATIVE R FRN 23/06/2024 SERIES 4246 REGS	1,6
HLP FINANCE LIMITED 2.8800 27/02/2025 SERIES EMTN REGS	1,6
HONG KONG MORTGAGE CORP LTD 1.5100 04/02/2025 SERIES EMTN	1,6
HONG KONG SPECIAL ADMINISTRATIVE R 0.0000 12/06/2024 SERIES 91	1,5

Schroders

Schroder International Selection Fund Hong Kong Dollar Bond

Marketing material

A Accumulation HKD | Data as at 30.04.2024

Source: Schroders. Top holdings and asset allocation are at fund level. Please note: Others stated in the ratings breakdown may include Unit Trusts, Cash and Derivatives.

Share class available

	A Accumulation HKD	A Distribution HKD
Distribution frequency	No Distribution	Monthly
ISIN	LU0149525270	LU0149524976
Bloomberg	SCHHBAA LX	SCHHBAD LX
SEDOL	7379792	7379770

Contact information

Schroder Investment Management (Europe) S.A.
5, rue Höhenhof
Sennigerberg
Luxembourg
L-1736
Tel: +352 341 342 202
Fax: +352 341 342 342

For your security, communications may be taped or monitored.

Information relating to changes in fund manager, investment objective, benchmark and corporate action information

The Schroder ISF Hong Kong Dollar Bond fund was launched in August 2002 to accommodate a transfer of shareholders from the Schroders range of Hong Kong unit trusts to the Schroder ISF SICAV. On 01.05.2015 the 50% 3 month HIBOR + 50% HSBC Hong Kong Dollar Bond Index replaced the HSBC Hong Kong Dollar Bond Index. The full track record of the previous index has been kept and chainlinked to the new one. On 01.04.2016 the 50% 3M HIBOR + 50% iboxx ALBI Hong Kong replaced the 50% 3 month HIBOR + 50% HSBC Hong Kong Dollar Bond Index. The full track record of the previous index has been kept and chainlinked to the new one. The index referenced herein (the "Index") is the proprietary property of Markit North America, Inc., Markit Indices GmbH, Markit Equities Limited and/or its affiliates ("Index Provider") and has been licensed for use in connection with the fund (or other investment vehicle) or securities referenced herein ("Fund"). The Fund is not sponsored, endorsed or promoted by the Index Provider and the Index Provider does not make any warranties or representations on the accuracy, fitness or purpose or results to be obtained by using the Index and disclaims all liabilities in this regard. The Index provided by IHS Markit is subject to disclaimer currently available here (and as updated by IHS Markit from time to time): <https://ihsmarkit.com/Legal/disclaimers.html> and/or in the prospectus for the Fund.

Benchmarks: (If applicable)

Some performance differences between the fund and the benchmark may arise because the fund performance is calculated at a different valuation point from the benchmark. The fund does not have a target benchmark

Source and ratings information

Source of all performance data, unless otherwise stated: Morningstar, bid to bid, net income reinvested, net of fees.

Morningstar Rating: © Morningstar 2024. All Rights Reserved. The information contained herein: (1) is proprietary to Morningstar and/or its content providers; (2) may not be copied or distributed; and (3) is not warranted to be accurate, complete or timely. Neither Morningstar nor its content providers are responsible for any damages or losses arising from any use of this information. Past performance is no guarantee of future results.

A Accumulation HKD | Data as at 30.04.2024

Important information

Costs:

Certain costs associated with your investment in the fund may be incurred in a different currency to that of your investment. These costs may increase or decrease as a result of currency and exchange rate fluctuations.

If a performance fee is applicable to this fund, details of the performance fee model and its computation methodology can be found in the fund's prospectus. This includes a description of the performance fee calculation methodology, the dates on which the performance fee is paid and details of how the performance fee is calculated in relation to the fund's performance fee benchmark, which may differ from the benchmark in the fund's investment objective or investment policy.

For further information regarding the costs and charges associated with your investment, please consult the funds' offering documents and annual report.

General:

This document does not constitute an offer to anyone, or a solicitation by anyone, to subscribe for shares of Schroder International Selection Fund (the "Company"). Nothing in this document should be construed as advice and is therefore not a recommendation to buy or sell shares. An investment in the Company entails risks, which are fully described in the prospectus. Subscriptions for shares of the Company can only be made on the basis of its latest Key Information Document and prospectus, together with the latest audited annual report (and subsequent unaudited semi-annual report, if published), copies of which can be obtained, free of charge, from Schroder Investment Management (Europe) S.A. For Spain, these documents may be obtained in Spanish, free of charge, from the following link: www.eifs.lu/schroders, the CNMV, the distributors and on www.schroders.es. The Company is registered in the Administrative Register of Foreign Collective Investment Institutions marketed in Spain of the National Securities Market Commission (CNMV), with the number 135. Its depository is J.P. Morgan SE and its management company is Schroder Investment Management (Europe) S.A.. The Company is a UCITS registered in Luxembourg. Schroders may decide to cease the distribution of any fund(s) in any EEA country at any time but we will publish our intention to do so on our website, in line with applicable regulatory requirements. This fund does not have the objective of sustainable investment or binding environmental or social characteristics as defined by Regulation (EU) 2019/2088 on Sustainability-related Disclosures in the Financial Services Sector (the "SFDR"). Any references to the integration of sustainability considerations are made in relation to the processes of the investment manager or the Schroders Group and are not specific to the fund. Any reference to regions/ countries/ sectors/ stocks/ securities is for illustrative purposes only and not a recommendation to buy or sell any financial instruments or adopt a specific investment strategy. Past Performance is not a guide to future performance and may not be repeated. The value of investments and the income from them may go down as well as up and investors may not get back the amounts originally invested. Exchange rate changes may cause the value of investments to fall as well as rise. Performance data does not take into account any commissions and costs, if any, charged when units or shares of any fund, as applicable, are issued and redeemed. Schroders has expressed its own views and opinions in this document and these may change. Information herein is believed to be reliable but Schroders does not warrant its completeness or accuracy. The data contained in this document has been sourced by Schroders and should be independently verified. Third party data is owned or licenced by the data provider and may not be reproduced, extracted or used for any other purpose without the data provider's consent. Neither Schroders, nor the data provider, will have any liability in connection with the third-party data. © Morningstar 2014. All Rights Reserved. The information contained herein: (1) is proprietary to Morningstar and/or its content providers; (2) may not be copied or distributed; and (3) is not warranted to be accurate, complete or timely. Neither Morningstar nor its content providers are responsible for any damages or losses arising from any use of this information. Past performance is no guarantee of future results. Schroders will be a data controller in respect of your personal data. For information on how Schroders might process your personal data, please view our Privacy Policy available at <https://www.schroders.com/en/global/individual/footer/privacy-statement/> or on request should you not have access to this webpage. A summary of investor rights may be obtained from <https://www.schroders.com/en/global/individual/summary-of-investor-rights/> For your security, communications may be recorded or monitored. Issued by Schroder Investment Management (Europe) S.A., 5, rue Höhenhof, L-1736 Senningerberg, Luxembourg. Registration No B 37.799. Distributed by Schroder Investment Management (Europe) S.A., Spanish branch, registered in the EEA investment firm register with the National Market Commission of Securities (CNMV) with the number 20.