

Schroders

Schroder International Selection Fund Global Dividend Maximiser

C Distribution USD | Data as at 31.03.2020

Fund objectives and investment policy

The fund aims to provide income by investing in equities or equity related securities of companies worldwide.

At least two-thirds of the fund's assets (excluding cash) will invest in equities of companies worldwide, which are selected for their income and capital growth potential. The fund has no bias to any particular industry or size of company. The fund generates its income from two sources; dividends and cash received from selling some of the potential capital growth on the equities held in the fund on a rolling basis. The fund may invest directly in China B-Shares and China H-Shares and may invest up to 10% of its assets in China A-Shares through Shanghai/Shenzhen-Hong Kong Stock Connect. The fund is managed with reference to material environmental, social and governance factors. This means issues such as climate change, environmental performance, labour standards or board composition that could impact a company's value may be considered in the assessment of companies. The fund may invest in derivatives in order to achieve the investment objective, to reduce risk or manage the fund more efficiently. The fund may also hold cash on deposit. The strategy will typically underperform a similar portfolio without derivatives in periods when the underlying stock prices are rising, and outperform when the underlying stock prices are falling.

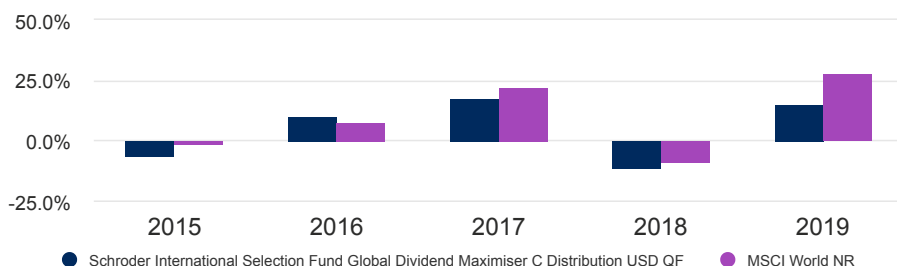
This fund may use financial derivative instruments as a part of the investment process. Derivatives carry a high degree of risk and should only be considered by sophisticated investors.

Share class performance

Performance (%)	1 month	3 months	6 months	YTD	1 year	3 years	5 years	10 years
Fund (bid to bid)	-19.5	-32.7	-26.7	-32.7	-28.2	-21.4	-16.7	30.2
Fund (offer to bid)	-20.3	-33.4	-27.4	-33.4	-28.9	-22.1	-17.5	28.9
Benchmark	-13.2	-21.1	-14.3	-21.1	-10.4	5.9	17.3	90.7

Annualized performance (%)	3 years	5 years	10 years
Fund (bid to bid)	-7.7	-3.6	2.7
Fund (offer to bid)	-8.0	-3.8	2.6
Benchmark	1.9	3.2	6.7

Performance over 5 years (%)



Past performance and any forecasts are not necessarily a guide to the future or likely performance.

The value of investments and income from them can go down as well as up and is not guaranteed.

Source: Morningstar, bid to bid, net income reinvested, net of fees. The distributions are not guaranteed. Ordinarily, they will be reviewed annually. In the event of the Fund's income and realised gains being less than indicated distribution amount per unit per annum, distributions will be made from capital. Investors should be aware that the distributions may exceed the income and realised gains of the Fund at times and lead to a reduction of the amount originally invested, depending on the date of initial investment. Where 'since inception' performance figures are stated, please note that the inception date is the same as the share class launch date under 'Fund Facts'.

Fund facts

Fund manager	Ghokulan Manickavasagar ; Scott Thomson ; Simon Adler ; Mike Hodgson ; Jeegar Jagani ; Nick Kirrage
Managed fund since	01.04.2018 ; 01.04.2018 ; 01.04.2018 ; 29.11.2013 ; 01.04.2018 ; 01.04.2018
Fund management company	Schroder Investment Management (Europe) S.A.
Domicile	Luxembourg
Fund launch date	13.07.2007
Share class launch date	13.07.2007
Fund base currency	USD
Share class currency	USD
Fund size (Million)	USD 1,365.20
Number of holdings	38
Benchmark	MSCI World NR
Unit NAV	USD 3.3783
Dealing frequency	Daily
Distribution rate	Fixed
Distribution frequency	Quarterly

Fees & expenses

Initial sales charge up to	1.00%
Annual management fee	0.75%
Ongoing charge	1.05%
Redemption fee	0.00%

Purchase details

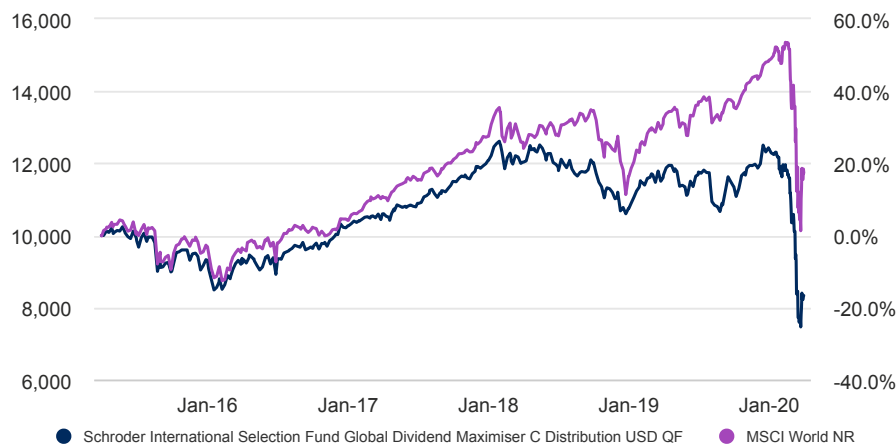
Minimum initial subscription	USD 1,000 ; EUR 1,000 or their near equivalent in any other freely convertible currency.
-------------------------------------	--

Schroders

Schroder International Selection Fund Global Dividend Maximiser

C Distribution USD | Data as at 31.03.2020

Return of USD 10,000



Past Performance is not a guide to future performance and may not be repeated. The value of investments and the income from them may go down as well as up and investors may not get back the amounts originally invested. Exchange rate changes may cause the value of any overseas investments to rise or fall.

The chart is for illustrative purposes only and does not reflect an actual return on any investment.

Returns are calculated bid to bid (which means performance does not include the effect of any initial charges), net income reinvested, net of fees.

Codes

ISIN	LU0306809798
Bloomberg	SGENYDC LX
SEDOL	B23Y121
Reuters	LU0306809798.LUF

Ratings and accreditation

*



**



Please refer to the Important information section for the disclosure. The above are external ratings and the internal ESG accreditation.

Risk statistics & financial ratios

	Fund	Benchmark
Information ratio (3y)	-	-
Dividend Yield (%)	5.5	-
Price to book	0.8	-
Price to earnings	10.3	-

Source: Morningstar. The above ratios are based on bid to bid price based performance data. These financial ratios refer to the average of the equity holdings contained in the fund's portfolio and in the benchmark (if mentioned) respectively.

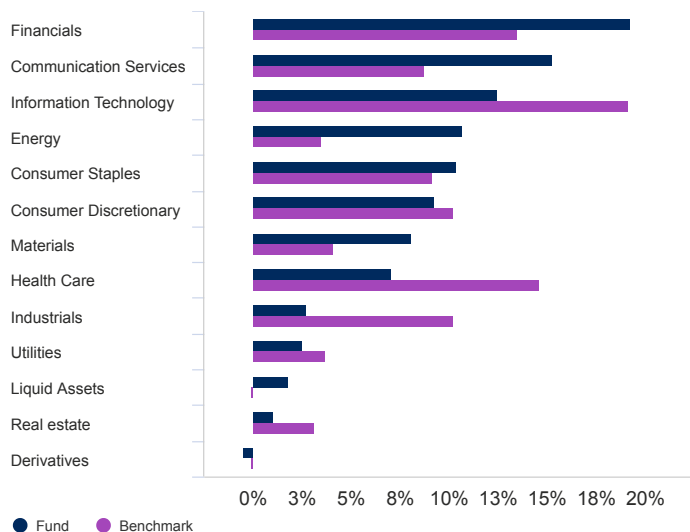
Schroders

Schroder International Selection Fund Global Dividend Maximiser

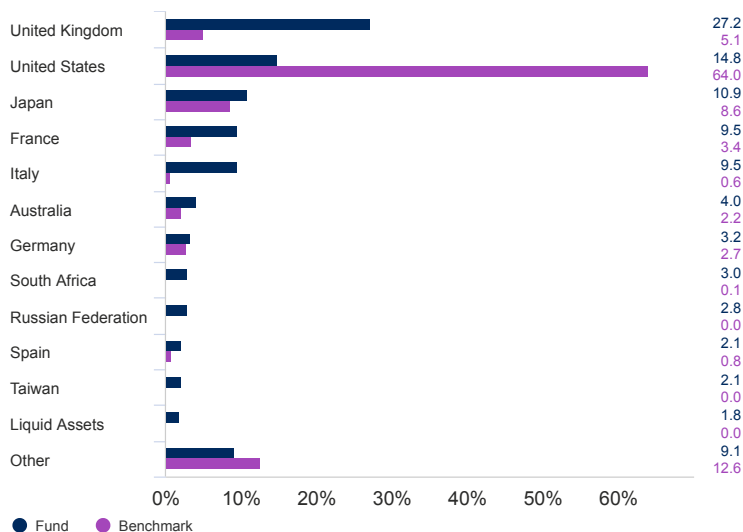
C Distribution USD | Data as at 31.03.2020

Asset allocation

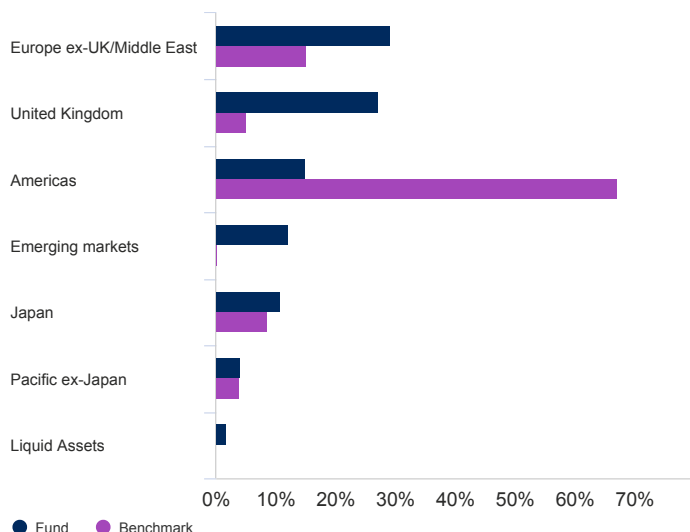
Sector (%)



Geographical Breakdown (%)



Region (%)



Top 10 holdings (%)

	Holding name	%
1	Eni SpA	5.2
2	Sanofi	5.0
3	Pearson PLC	4.4
4	International Business Machines Corp	4.2
5	South32 Ltd	4.0
6	Standard Chartered PLC	3.7
7	HSBC Holdings PLC	3.7
8	Wm Morrison Supermarkets PLC	3.4
9	Tesco PLC	3.3
10	Anglo American PLC	3.0

Source: Schroders. Top holdings and asset allocation are at fund level.

Schroders

Schroder International Selection Fund Global Dividend Maximiser

C Distribution USD | Data as at 31.03.2020

Share class available

	C Distribution USD	C Accumulation USD
Distribution frequency	Quarterly	No Distribution
ISIN	LU0306809798	LU0306807156
Bloomberg	SGENYDC LX	SGENYAC LX
SEDOL	B23Y121	B23Y0T1

Contact information

Schroder Investment Management (Europe) S.A.
5, rue Höhenhof
Sennigerberg
Luxembourg
L-1736
Tel: +352 341 342 202
Fax: +352 341 342 342

Schroder Investment Management (Singapore) Ltd
138 Market Street
#23-01 CapitaGreen Singapore 048946
Tel.: (65) 6534 4288
Fax: (65) 6536 6626

For your security, all telephone calls are recorded
Schroders Reg No 199201080H

Important information

This advertisement or publication has not been reviewed by the Monetary Authority of Singapore.

Schroder International Selection Fund (the "Company"), a Luxembourg-registered open-ended investment company, is the responsible person for the Company's sub-funds (each, a "Fund" and collectively, the "Funds") recognised under Section 287 of the Securities and Futures Act of Singapore, and has appointed Schroder Investment Management (Singapore) Ltd as its Singapore corporate representative in this regard. This document does not constitute an offer to anyone, or a solicitation by anyone, to subscribe for shares in any Fund. Nothing in this document should be construed as advice or a recommendation to buy or sell shares in any Fund. This document is published for information and general circulation only and does not have any regard to the specific investment objectives, financial situation and the particular needs of any specific person who may receive this document. Investors should seek independent advice from a financial advisor before investing in shares of any Fund. Subscriptions in shares of any Fund can only be made on the basis of its latest Product Highlights Sheet and prospectus, copies of which can be obtained from Schroder Investment Management (Singapore) Ltd. or its distributors. Investors need to read the Product Highlights Sheet and the prospectus of each Fund carefully before investing. Investors also should consider each Fund's investment objective, risks, charges and expenses carefully before investing. Investments in any Fund involves risks which are fully described in the Fund's prospectus. Past performance of each Fund or the managers, and any economic and market trends or forecast, are not necessarily indicative of the future or likely performance of the Fund or the manager. The value of shares of each Fund, and the income accruing to the shares, if any, of the Fund, may fall as well as rise and investors may not get back the full amount invested. Investors investing in a Fund denominated in a non-local currency should be aware of exchange rate risks. The views and opinions expressed in this document may change without notice. This document is issued by Schroder Investment Management (Europe) S.A., R.C.S. Luxembourg: B 37.799, 5, rue Höhenhof, L-1736 Sennigerberg.

Third party data is owned or licensed by the data provider and may not be reproduced or extracted and used for any other purpose without the data provider's consent. Third party data is provided without any warranties of any kind. The data provider and issuer of the document shall have no liability in connection with the third party data. The Prospectus and/or www.schroders.com contains additional disclaimers which apply to the third party data.

* Morningstar Rating: © Morningstar 2020. All Rights Reserved. The information contained herein: (1) is proprietary to Morningstar and/or its content providers; (2) may not be copied or distributed; and (3) is not warranted to be accurate, complete or timely. Neither Morningstar nor its content providers are responsible for any damages or losses arising from any use of this information. Past performance is no guarantee of future results.

** Sustainability Accreditation

Our Schroders Sustainability Accreditation aims to help investors distinguish how we consider Environmental, Social and Governance ("ESG") factors across our products. This fund has been awarded an Integrated accreditation. ESG factors are embedded into the investment process and can be clearly evidenced. There is a strong commitment to stewardship and company engagement.