

Aegon High Yield Global Bond Fund

A sub fund of Aegon Asset Management Investment Company (Ireland) plc

A EUR (Hedged) Inc
Factsheet as at 31 December 2023

Fund managers


Thomas Hanson

Mark Benbow

Key facts

Fund launch	08 November 2007
Share class launch	08 November 2007
Sector	Lipper Global Bond Global High Yield USD
SFDR classification	Article 8
Reference index 1	BofA Merrill Lynch Global High Yield Constrained EUR Hedged
Initial charge	5.50%
Annual charge	0.80%
Ongoing charge	1.42%
Minimum initial lump sum investment	USD 1,000
Fund structure	Ireland domiciled OEIC
Investment manager	Aegon Asset Management UK plc
SEDOL	B2NHT15
ISIN	IE00B2496081
WKN	A0N9XU
Payment dates	31 Mar, 30 Jun
	30 Sep, 31 Dec
Valuation point	12 noon GMT (1300 CET)
Fund base currency	USD
Fund size	USD 314 million
Number of holdings	125
Distribution yield	8.10%
Underlying yield	6.68%
Yield to worst†	6.93%
Modified duration	3.72

Source: Aegon Asset Management UK.

Ongoing charge based on actual expenses for the year ending 30/11/2023. The cost of investing will impact your investment. The return will be reduced by the fees and expenses that may be incurred in managing the investment. Fees may have a compounding effect. Number of holdings represents physical holdings only.

†Yield to worst is calculated at the portfolio level and reflects the most conservative annual yield measure on the current portfolio of bonds, assuming the issuers do not default on payments.

Fund objective

The investment objective is to maximise total return (income plus capital) by investing at least two thirds of its net assets in high yield bonds. The fund may also hold selected investment grade bonds and cash.

Performance

The fund aims to outperform the peer group median, returning second quartile performance over a rolling 12 month period and top quartile performance over a rolling 36 month period.

Performance for the individual share class is also shown against the reference index as detailed in the key facts table.

Past performance does not predict future returns.

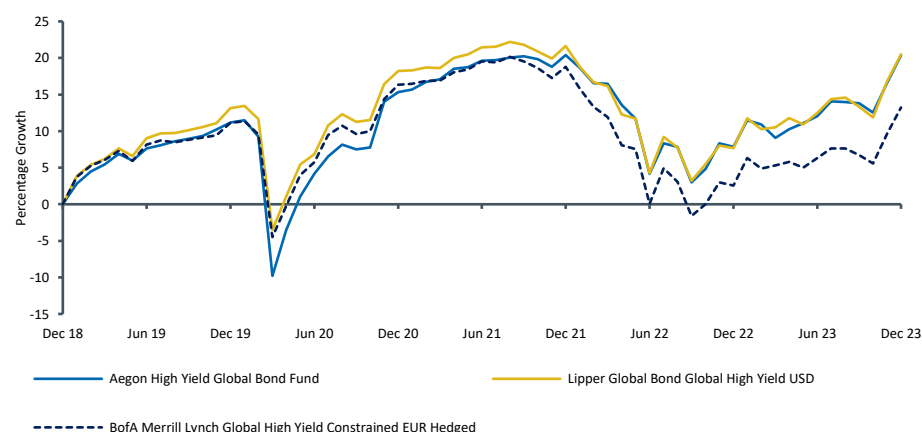
Performance (to 31 December 2023)

	1 month	3 months	6 months	Year to date	Since launch
Shareclass (%)	3.22	5.79	7.44	11.61	114.98
Index 1 (%)	3.26	6.10	6.50	10.39	122.29
Sector Median (%)	3.35	6.51	7.05	11.33	113.64

Cumulative performance (to 31 December 2023)

	1 year	2 years	3 years	4 years	5 years
Shareclass (%)	11.61	-0.01	4.38	8.27	20.38
Index 1 (%)	10.39	-4.67	-2.65	1.88	13.24
Sector Median (%)	11.33	-1.61	1.55	7.07	20.51

Cumulative five year performance



The returns for the sector median are based on the fund's primary share class.

Source: Aegon Asset Management UK. NAV to NAV, noon prices, income reinvested, net of ongoing charges, excluding entry or exit charges.

Sector median source: Lipper, compiled using Lipper primary share classes. Lipper primary share classes are generally the highest charging share classes available, and are usually the 'A' retail share classes for Aegon Asset Management UK funds.

Ratings



Note: Awards and ratings are highlighted to demonstrate our investment capabilities. Past performance is not a guide to future returns.

Discrete year performance

The table below shows performance over rolling discrete 12-month periods. Past performance does not predict future returns.

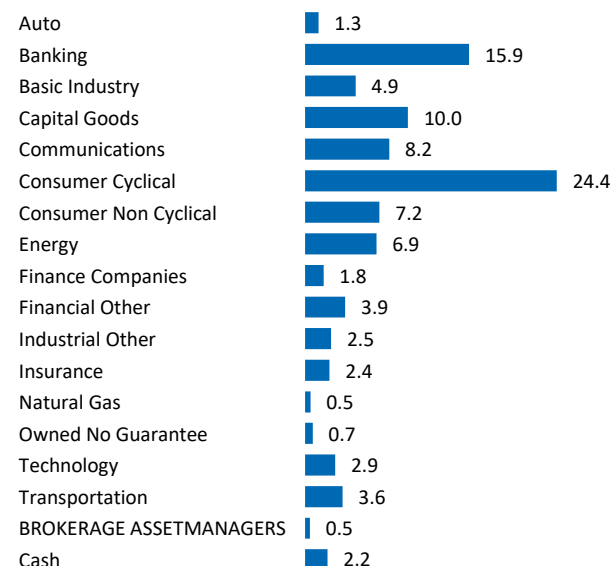
	31/12/2023	31/12/2022	31/12/2021	31/12/2020	31/12/2019	31/12/2018	31/12/2017	31/12/2016	31/12/2015	31/12/2014
Shareclass (%)	11.61	-10.41	4.39	3.73	11.18	-3.90	3.62	7.46	-1.79	4.05
Index 1 (%)	10.39	-13.65	2.12	4.66	11.14	-4.65	5.93	14.32	-2.50	2.30
Sector Median (%)	11.33	-11.60	3.01	4.20	13.14	-3.30	6.90	13.30	-3.20	1.13

The returns for the sector median are based on the fund's primary share class.

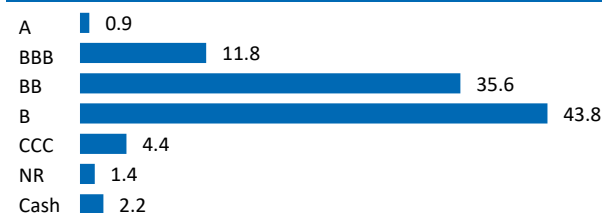
Source: Aegon Asset Management UK. NAV to NAV, noon prices, income reinvested, net of ongoing charges, excluding entry or exit charges.

Sector median source: Lipper, compiled using Lipper primary share classes. Lipper primary share classes are generally the highest charging share classes available, and are usually the 'A' retail share classes for Aegon Asset Management UK funds.

Sector allocation (%)



Credit rating breakdown (%)



Currency exposure (%)

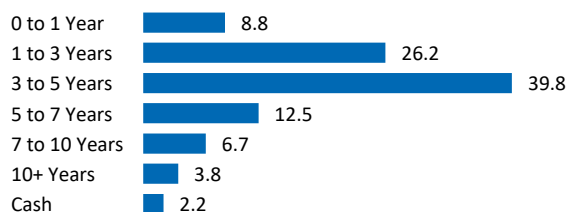
	Post hedge	Pre hedge
GBP	0.6	22.3
USD	99.4	46.5
EUR	0.0	31.2
Total	100.0	100.0

An elevated cash position may reflect the fund's use of high yield index derivatives to synthetically invest proceeds from cash bond sales and gain exposure to the high yield market.

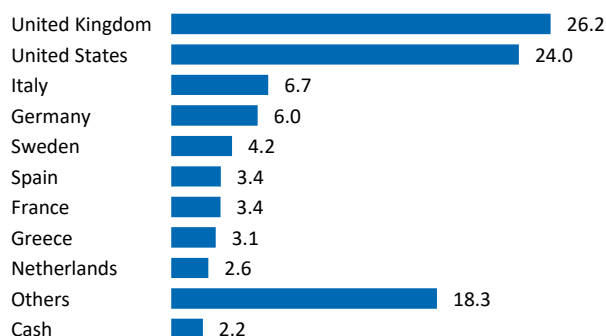
Top 10 holdings (%)

CPUK FINANCE LTD 6.5% 28/08/2026	2.5
PINNACLE BIDCO PLC 10% 11/10/2028 REGS	1.9
VALLOUREC SA 8.5% 30/06/2026 REGS	1.9
GTCR W DUT/W-2 MERGER SU 8.5% 15/01/2031 REGS	1.8
LEVEL 3 FINANCING INC 10.5% 15/05/2030 144A	1.8
ROYAL CARIBBEAN CRUISES 8.25% 15/01/2029 144A	1.6
UNICREDIT SPA VAR 02/04/2034 144A	1.6
HTA GROUP LTD 7% 18/12/2025 REGS	1.6
TENDAM BRANDS SAU FRN 31/03/2028 REGS	1.6
ITHACA ENERGY NORTH 9% 15/07/2026 144A	1.6
Total	17.9

Maturity breakdown (%)



Geographical breakdown (%)



Dealing

You can deal in shares from 08:30 to 17:30 hours GMT (09:30 to 18:30 CET) on any dealing day (except for, unless the Board of Directors decides otherwise, the last working day before Christmas Day, UK and Irish bank holidays and other days at the Board of Directors discretion). The fund is valued at 12 noon GMT (13:00 CET) (the valuation point) on each business day. Orders received before 11:00 GMT (12:00 CET) will be based on the price calculated at that day's valuation point. Orders received after 11:00 GMT (12:00 CET) will be based on the price calculated at the next valuation point.

Dealing desk enquiries: **+ 353 1 622 4493**

For further information on the fund, including legal documents and details of all available share classes:
<https://www.aegonam.com/funds>

Contacts



www.aegonam.com



[@aegonamuk](https://twitter.com/aegonamuk)



linkedin.com/company/aegonam

United Kingdom and Switzerland



wholesaleclientmanagement@aegonam.com

Europe (EEA)



aamaccountmanagement@aegon.nl

Risk factors

For Retail Investors. Capital is at risk.

This fund is a medium to long-term investment and your capital is at risk. Any investment objective, performance benchmark and yield information should not be considered as an assurance or guarantee of the performance of the fund or any part of it. An initial charge reduces the amount available for investment. Investors should be aware that funds denominated in a currency other than investors' home state currency are subject to currency fluctuations which may decrease returns. Please be aware that each fund presents its own risk profile. Material risks for this fund are: Credit; Liquidity; Counterparty; Other Markets; Derivatives; Interest Rate and Concentration. Please read the KIID for an explanation and refer to the prospectus for information about all relevant risks.

Past performance does not predict future returns. Outcomes, including the payment of income, are not guaranteed.

The Distribution Yield reflects the amounts that may be expected to be distributed over the next twelve months as a percentage of the mid-market unit price of the fund as at the date shown. It is based on a snapshot of the portfolio on that day. It does not include any preliminary charge and investors may be subject to tax on distributions. We calculate yields in compliance with the industry standard formula we are obliged to use which takes no account of potential future defaults. This may mean that, depending on future economic factors, the actual yield could be less than those shown.

The Underlying Yield reflects the annualised income net of expenses of the fund (calculated in accordance with relevant accounting standards) as a percentage of the mid-market unit price of the fund as at the date shown. It is based on a snapshot of the portfolio on that day. It does not include any preliminary charge and investors may be subject to tax on distributions.

This is a marketing communication. Please refer to the Prospectus of the UCITS and to the KIID before making any final investment decisions. The relevant documents can be found at aegonam.com. The principal risk of this product is the loss of capital.

All data is sourced to Aegon Asset Management unless otherwise stated. The document is accurate at the time of writing but is subject to change without notice. Data attributed to a third party ("3rd Party Data") is proprietary to that third party and/or other suppliers (the "Data Owner") and is used by Aegon Investment Management B.V. under license. 3rd Party Data: (i) may not be copied or distributed; and (ii) is not warranted to be accurate, complete or timely. None of the Data Owner, Aegon Investment Management B.V. or any other person connected to, or from whom Aegon Investment Management B.V. sources, 3rd Party Data is liable for any losses or liabilities arising from use of 3rd Party Data.

Aegon Asset Management Europe ICAV is an umbrella type open-ended investment company with variable capital, registered in the Republic of Ireland (Company No. C153036) at 25-28 North Wall Quay, International Financial Services Centre, Dublin 1. Board of Directors: M. Kirby, S. Donald and B. Wright. Aegon Asset Management Europe ICAV is regulated by the Central Bank of Ireland. Aegon Investment Management B.V (Aegon AM NL) is the appointed management company. Aegon AM NL is registered with and supervised by the Dutch Authority for Financial Markets (AFM). For Switzerland, ICAV is a UCITS which is authorised for distribution by FINMA as a Foreign Collective Investment Scheme. The Disclosures are available from www.aegonam.com or from the Representative and Paying Agent in Switzerland, CACEIS (SA) Switzerland, Chemin de Precossy 7-9, CH-1260 Nyon / VD, Suisse, Phone: +41 22 360 94 00, Fax: +41 22 360 94 60.

Aegon Asset Management UK plc is an appointed sub-promoter for Aegon Asset management Europe ICAV.

Aegon Asset Management UK plc is authorized and regulated by the Financial Conduct Authority.

Please note that not all sub-funds and share classes may be available in each jurisdiction. This content is marketing and does not constitute an offer or solicitation to buy any fund(s) mentioned. No promotion or offer is intended other than where the fund(s) is/are authorized for distribution.

Please visit <https://www.aegonam.com/en/contact/> for an English summary of investor rights and more information on access to collective redress mechanisms.