

NN (L)

US Enhanced Core Concentrated Equity

★★★★

Overall Morningstar Rating™

★★★★

3-year Morningstar Rating™

★★★★

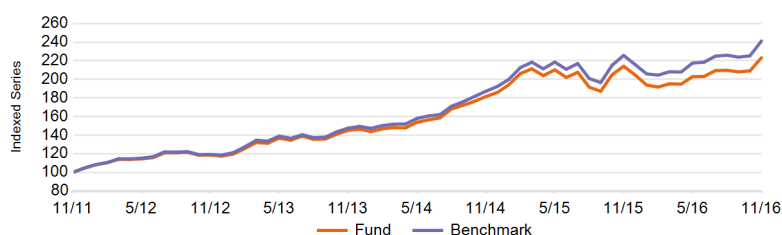
5-year Morningstar Rating™

Morningstar Ratings 31/10/2016

Investment Policy

The fund invests primarily in companies, established, listed or traded in the United States of America. We use model-based strategies that are designed to determine whether an investment is attractive. Current and historical data are analyzed in order to allow us to forecast returns, and subsequently determine the weight of the stocks in the portfolio relative to the position of that same stock in the benchmark S&P 500 NR, also taking into account the expected risks and trading costs for each stock. We aim to design a portfolio that maximizes the return and controls risk. Measured over a period of several years we aim to beat the performance of the benchmark S&P 500 NR. You can sell your participation in this fund on each (working) day on which the value of the units is calculated, which for this fund occurs daily. The fund does not aim to provide you with a dividend. It will reinvest all earnings.

Performance NET



Cumulative Performance (NET %)

EUR	1M	3M	6M	1Y	3Y	5Y	Since Inception
● Fund	6.71	6.43	10.01	4.23	53.75	123.23	72.75
● Benchmark	7.08	6.74	10.89	6.87	63.39	141.24	116.06

Annualized Performance (NET %)

EUR	1Y	3Y	5Y	Since Inception
● Fund	4.23	15.42	17.42	5.93
● Benchmark	6.87	17.78	19.26	8.45

Calendar Year Performance (NET %)

EUR	2016YTD	2015	2014	2013	2012	2011
● Fund	9.03	10.08	26.83	24.71	12.46	1.52
● Benchmark	11.74	12.22	28.67	25.86	13.45	4.87

Data as of 30/11/2016

Key Information

Fund Type	EQUITY
Share Class Type	P Capitalisation
Share Class Currency	EUR
ISIN Code	LU0273690221
Bloomberg Code	INGENHH LX
Reuters Code	LU0273690221.LUF
Telekurs Code	2763019
WKN Code	A0M9TG
Sedol Code	-
Domicile	LUX
Benchmark	S&P 500 Net (FT North America TR until 1 Oct 2002)
Nav Frequency	Daily

Fund Facts

Launch Fund	17/12/2001
Launch Share Class	07/06/2007
Net Asset Value	EUR 462.26
Previous month NAV	EUR 433.19
1 Year High (23/11/2016)	EUR 467.50
1 Year Low (11/02/2016)	EUR 359.96
Fund's Total Net Assets (Mln)	USD 261.51
Share Class Total Net Assets (Mln)	EUR 0.03

Fees

Ongoing Charges	1.64%
Annual management fee	1.30%
Fixed Service Fee	0.25%

Top 10 Holdings

Apple Inc	3.70%
Microsoft Corp	2.48%
Jpmorgan Chase & Co	2.24%
Facebook Inc-A	2.13%
Amazon.Com Inc	2.03%
Chevron Corp	1.87%
Wells Fargo & Co	1.81%
At&T Inc	1.74%
Comcast Corp-Class A	1.61%
Unitedhealth Group Inc	1.61%

Legal Disclaimer

Please refer to the legal disclaimer at the end of the document.

NN (L)

US Enhanced Core Concentrated Equity

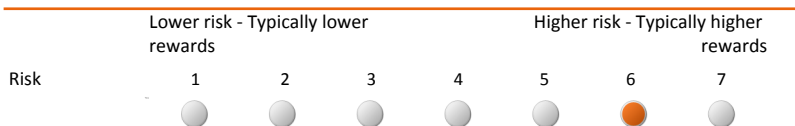
Statistics

EUR	1 Year	3 Years	5 Years
Annualized Portfolio Return	4.23	15.42	17.42
Standard Deviation	11.55	12.33	10.83
Sharpe Ratio (**)	0.39	1.25	1.60
Alpha	-2.47	-2.28	-1.70
α (%)	-2.64	-2.36	-1.84
Beta	1.00	1.02	1.01
R-Squared	0.99	0.99	0.99
Information Ratio	-2.82	-2.33	-1.97
Tracking Error	0.94	1.01	0.93

(**) 3 months interest rate of the Share Class Currency is used as risk free rate for the calculation of the annual Sharpe Ratio.

Risk Profile

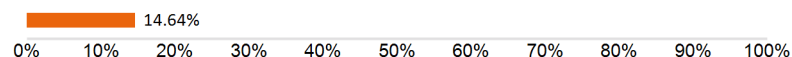
SRRI



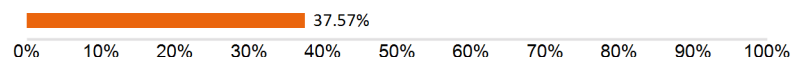
Historical data, such as is used for calculating this indicator, may not be a reliable indication of the future risk profile of this fund. There is no guarantee that the risk indicator will remain unchanged, it may shift over time. The lowest category of risk does not mean that the investment is risk-free.

This fund is in category 6 because of the behaviour of the product during the measuring period. The overall market risk, taking into account past performances and future potential evolution of the markets, associated with stocks and/or financial instruments used to reach the investment objective is considered high. Stocks and/or financial instruments are impacted by various factors. These include, but are not limited to, the development of the financial market, the economic development of issuers of stocks and/or financial instruments who are themselves affected by the general world economic situation and the economic and political conditions in each country. Investments in a specific geographic area are more concentrated than investments in various geographic areas. No guarantee is provided as to the recovery of your initial investment.

VaR (95% annualized)



VaR (without diversification)



The VaR (Value at Risk) is a statistical indicator measuring the maximum annual loss that can be incurred within a certain confidence interval.

Data as of 30/11/2016

Country Allocation

United States	98.13%
Canada	0.55%
Netherlands	0.48%
Israel	0.46%
Bermuda	0.38%

Currency Allocation

USD	99.97%
EUR	0.03%

Sector Allocation

Information Technology	22.26%
Financials	14.33%
Health Care	13.61%
Consumer Discretionary	13.36%
Consumer Staples	10.30%
Industrials	10.02%
Energy	6.91%
Utilities	3.97%
Materials	2.78%
Telecommunication Services	2.45%

Other share classes

I Capitalisation	LU0293042627
V Capitalisation	LU0354744046
Zz Capitalisation	LU1473483714

EQUITIES

FIXED INCOME

MULTI ASSET

STRUCTURED

MONEY MARKET

Legal Disclaimer

Please refer to the legal disclaimer at the end of the document.

NN (L)

US Enhanced Core Concentrated Equity

Legal Disclaimer

This is a promotional document and as such the views contained herein are not to be taken as an offer, advice or recommendation to buy or sell any investment or interest thereto. The information in this material can neither be considered as a fiscal or legal advice. Reliance upon information in this material is at the sole risk and discretion of the reader.

The Luxembourg funds mentioned in this document are sub-funds of SICAV's, established in Luxembourg. These SICAV's are duly authorized by the Commission de Surveillance du Secteur Financier (CSSF) in Luxembourg. Both sub-fund and SICAV are registered with the CSSF. All performance values that are not given in the fund currency have been calculated by conversion. The performance is calculated on the basis of the net asset value per unit: NAV-NAV (excluding any initial charge; distributions reinvested), with income reinvested. Where a Fund invests overseas, its value may fluctuate due to currency exchange rates. The Ongoing Charges are the sum of all commissions and costs charged on an ongoing basis to the average fund assets (operating expenses). The value is expressed as a percentage of the fund's assets. Unless otherwise stated, all data is unaudited.

Investment sustains risk which may include the risk of capital loss. Please note that the performance quoted above is historical and the value of your investment may rise or fall and also that past performance is no guarantee of current or future performance. The past performance is not indicative of future results and shall in no event be deemed as such. Price of Units and any income from them may fall as well as rise and is not guaranteed. Investors may not get back the amount originally invested. Foreign exchange volatility constitutes an additional exchange rate risk. Investors should not base investment decisions on this document. Read the prospectus before investing. The value of your investments depends in part upon developments on the financial markets. In addition, each fund has its own specific risks. See the prospectus for fund-specific costs and risks. For more detailed information about the investment fund, its costs and risks, please refer to the prospectus, Key Investor Information Document (KIID) and the corresponding supplements. These documents together with the annual report and the articles of incorporation for the Luxembourg domiciled product(s) are available on www.nnip.com. And free of charge upon request by (e-)mail to: info@nnip.com or Schenkade 65, P.O. Box 90470; 2509 LL The Hague, Netherlands.

As the product may not be authorized or its offering may be restricted in your jurisdiction, it is the responsibility of every reader to satisfy himself as to the full observance of the laws and regulations of the relevant jurisdiction. The Shares of the Fund have not been registered under the United States Securities Act of 1933 or the securities laws of any states of the United States, and the Fund has not been registered under the United States Investment Company Act of 1940. Shares of the Fund are not available to be offered or sold directly or indirectly in the United States or to or for the account or benefit of any United States Person, except pursuant to an exemption form, or in a transaction not subject to, applicable United States securities laws.

This document has been prepared with due care and diligence. While particular attention has been paid to the contents of this document, no guarantee, warranty or representation, express or implied, is given to the accuracy, correctness or completeness thereof. Any information given in this document may be subject to change or update without notice. For updated information, please send NN Investment Partners an e-mail at info@nnip.com or visit www.nnip.com. Neither NN Investment Partners nor any other company or unit belonging to the NN Group, nor any of its officers, directors or employees can be held direct or indirectly liable or responsible with respect to the information and/or recommendations of any kind expressed herein. No rights can be derived from the information in this document.

No direct or indirect liability is held for any loss sustained or incurred by readers as a result of using this document or basing any decisions on it. This presentation and the information contained herein must not be copied, reproduced, distributed or passed to any person at any time without our prior written consent. Any claims arising out of or in connection with the terms and conditions of this disclaimer are governed by Dutch law.

Footnote

Top 10 Holdings and Portfolio Allocations (if available) are shown excluding Cash. Currency- and Rating Allocations are shown including Cash. Cash includes Deposits, Cash Collateral, Deposits, FX Spots, FX Forwards and Other Liquid Assets like payables & receivables. Allocations are based on classification of Market Data Vendors.