

A Accumulation SGD Hedged | Data as at 31.10.2021

Fund objectives and investment policy

The fund aims to provide capital growth in excess of the MSCI China (Net TR) Index after fees have been deducted over a three to five year period by investing in equities of Chinese companies.

Relevant risk as associated with this Fund are shown overleaf and should be carefully considered before making any investment. Above is the Investment Objective of the fund. For details on the fund's Investment Policy please see the KIID.

Past Performance is not a guide to future performance and may not be repeated. The value of investments and the income from them may go down as well as up and investors may not get back the amounts originally invested. Exchange rate changes may cause the value of any overseas investments to rise or fall.

Share class performance (%)

Cumulative performance	1 month	3 months	YTD	1 year	3 years	5 years	10 years
SGD Hedged	4,7	-4,4	-7,7	1,5	54,1	75,7	140,3
USD Unhedged	4,8	-4,3	-7,3	2,0	58,7	83,4	150,5
Target USD	3,2	-2,0	-14,0	-9,2	38,6	62,8	106,0
Comparator USD	2,7	-1,9	-9,5	1,4	52,9	69,8	105,0

12 month performance	Discrete yearly performance - Oct					Calendar year performance				
	2016	2017	2018	2019	2020	2016	2017	2018	2019	2020
	-	-	-	-	-	2016	2017	2018	2019	2020
SGD Hedged	31,9	-13,6	8,4	40,1	1,5	3,2	43,7	-15,9	18,1	41,3
USD Unhedged	32,4	-12,7	9,7	41,7	2,0	3,1	44,2	-15,0	19,5	42,9
Target USD	41,1	-16,7	12,9	35,2	-9,2	0,9	54,1	-18,9	23,5	29,5
Comparator USD	34,2	-17,2	14,3	31,9	1,4	-1,9	46,5	-20,3	23,3	37,4

Performance over 5 years (%)



Fund facts

Fund manager	Louisa Lo
Managed fund since	19.07.2013
Fund management company	Schroder Investment Management (Europe) S.A.
Domicile	Luxembourg
Fund launch date	17.02.2006
Share class launch date	16.11.2007
Fund base currency	USD
Share class currency	SGD
Fund size (Million)	USD 1.619,83
Number of holdings	86
Target	MSCI China NR
Comparator	Morningstar China Equity Category
Unit NAV	SGD 15,7156
Dealing frequency	Daily
Distribution frequency	No Distribution

Fees & expenses

Ongoing charge	1,88%
Redemption fee	0,00%
Entry charge up to	5,00%

Purchase details

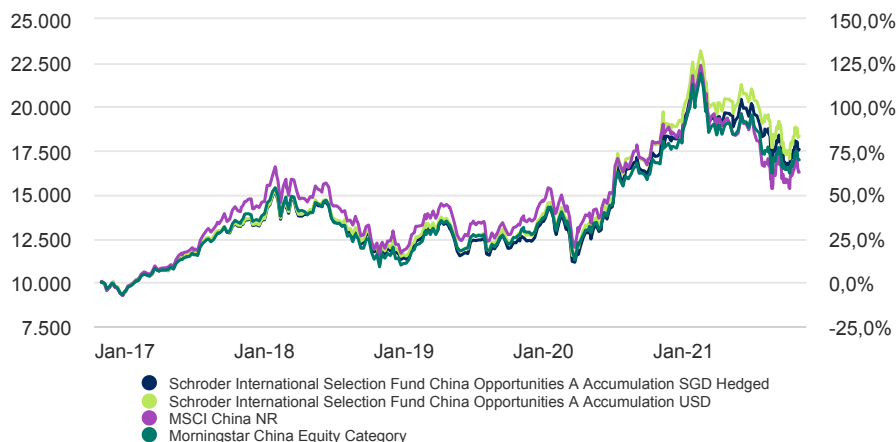
Minimum initial subscription	EUR 1.000 ; USD 1.000 or their near equivalent in any other freely convertible currency.
------------------------------	--

Codes

ISIN	LU0326950275
Bloomberg	SCHCOP LX
SEDOL	B28QNW6
Reuters code	LU0326950275.LUF

A Accumulation SGD Hedged | Data as at 31.10.2021

5 year return of SGD 10.000



The chart is for illustrative purposes only and does not reflect an actual return on any investment.

Returns are calculated bid to bid (which means performance does not include the effect of any initial charges), net income reinvested, net of fees.

Risk considerations

Emerging Markets & Frontier risk: Emerging markets, and especially frontier markets, generally carry greater political, legal, counterparty, operational and liquidity risk than developed markets.

Performance risk: Investment objectives express an intended result but there is no guarantee that such a result will be achieved. Depending on market conditions and the macro economic environment, investment objectives may become more difficult to achieve.

Please see the KIID and Prospectus for a full list of risk considerations applicable to this fund.

Synthetic risk & reward indicator (SRRI)

LOWER RISK Potentially lower reward **HIGHER RISK** Potentially higher reward



The risk category was calculated using historical performance data and may not be a reliable indicator of the fund's future risk profile. The fund's risk category is not guaranteed to remain fixed. Please see the Key Investor Information Document for more information.

Risk statistics & financial ratios

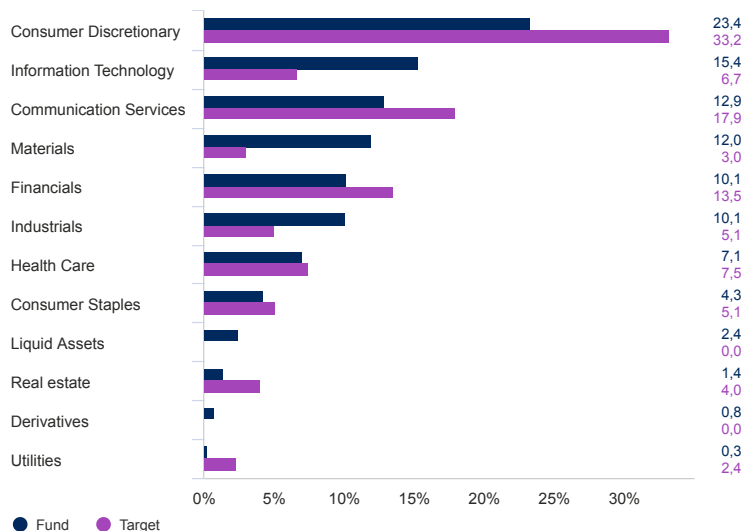
	Fund	Target
Annual volatility (%) (3y)	20,6	20,5
Alpha (%) (3y)	5,2	-
Beta (3y)	0,9	-
Sharpe ratio (3y)	0,8	0,6
Information ratio (3y)	0,6	-
Dividend Yield (%)	1,3	-
Price to book	2,2	-
Price to earnings	18,0	-
Predicted Tracking error (%)	6,2	-

Source: Morningstar, and Schroders for the Predicted tracking error. The above ratios are based on bid to bid price based performance data. Source: Morningstar. The above ratios are based on bid to bid price based performance data of the unhedged equivalent share class. These financial ratios refer to the average of the equity holdings contained in the fund's portfolio and in the benchmark (if mentioned) respectively.

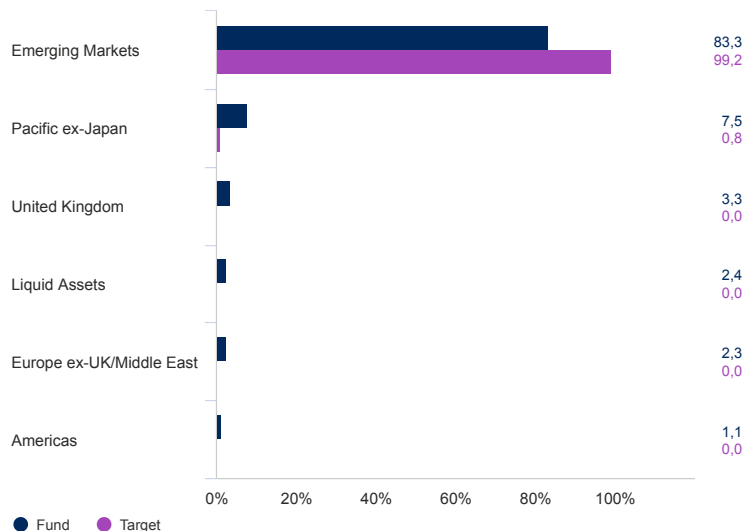
Asset allocation

Source: Schroders. Top holdings and asset allocation are at fund level.

Sector (%)



Region (%)



A Accumulation SGD Hedged | Data as at 31.10.2021

Top 10 holdings (%)

Holding name	%
Tencent Holdings Ltd	9,6
Alibaba Group Holding Ltd	9,4
HSBC Holdings PLC	3,3
Contemporary Amperex Technology Co Ltd	2,7
JinkoSolar Holding Co Ltd	2,2
Thunder Software Technology Co Ltd	2,2
Zijin Mining Group Co Ltd	2,1
China Pacific Insurance Group Co Ltd	2,1
LONGi Green Energy Technology Co Ltd	2,0
PRADA SpA	2,0

Contact information

Schroder Investment Management (Europe) S.A.
5, rue Höhenhof
Sennigerberg
Luxembourg
L-1736
Tel: +352 341 342 202
Fax: +352 341 342 342

For your security, communications may be taped or monitored.

Benchmark and corporate action information

Some performance differences between the fund and the benchmark may arise because the fund performance is calculated at a different valuation point from the benchmark.

The Benchmark performance is shown in the base currency of the fund. To enable comparison between the performance of this Hedged share class and the Benchmark, and to show the effect of the currency hedge, the equivalent unhedged base currency share class performance is also shown. The equivalent unhedged share class and benchmark will be blank if the inception date is different to the hedged share class inception date. The fund's performance should be assessed against its target benchmark being to exceed the MSCI China (Net TR) index and compared against the Morningstar China Equity Category. The fund's investment universe is expected to overlap to a limited extent with the components of the target benchmark. The comparator benchmark is only included for performance comparison purposes and does not have any bearing on how the investment manager invests the fund's assets. The investment manager invests on a discretionary basis and there are no restrictions on the extent to which the fund's portfolio and performance may deviate from the target benchmark. The investment manager will invest in companies or sectors not included in the target benchmark in order to take advantage of specific investment opportunities. The target benchmark has been selected because it is representative of the type of investments in which the fund is likely to invest and it is, therefore, an appropriate target in relation to the return that the fund aims to provide. The comparator benchmark has been selected because the investment manager believes that the benchmark is a suitable comparison for performance purposes given the fund's investment objective and policy.

Source and ratings information

Source of all performance data, unless otherwise stated: Morningstar, bid to bid, net income reinvested, net of fees.

Important information

This document does not constitute an offer to anyone, or a solicitation by anyone, to subscribe for shares of Schroder International Selection Fund (the "Company"). Nothing in this document should be construed as advice and is therefore not a recommendation to buy or sell shares. Subscriptions for shares of the Company can only be made on the basis of its latest Key Investor Information Document and Prospectus together with the latest audited annual report (and subsequent unaudited semi-annual report, if published), copies of which can be obtained, free of charge, from Schroder Investment Management (Europe) S.A. These documents are available in English, French and German. Investment in the Company may not be suitable for all investors. Investors with any doubts as regards suitability should contact their independent investment advisers. An investment in the Company entails risks, which are fully described in the prospectus. Schroders has expressed its own views and opinions in this document and these may change. This document is issued by Schroder Investment Management (Europe) S.A., 5, rue Höhenhof, L-1736 Senningerberg, Luxembourg. R.C.S. Luxembourg: B 37.799. Schroders will be a data controller in respect of your personal data. For information on how Schroders might process your personal data, please view our Privacy Policy available at www.schroders.com/en/privacy-policy or on request should you not have access to this webpage. Third party data is owned or licensed by the data provider and may not be reproduced or extracted and used for any other purpose without the data provider's consent. Third party data is provided without any warranties of any kind. The data provider and issuer of the document shall have no liability in connection with the third party data. The Prospectus and/or www.schroders.com contains additional disclaimers which apply to the third party data.