

MONTHLY FACTSHEET MARCH 2024

PORTFOLIO MANAGER

In March, BPI Iberia went up 10.43% outperforming the benchmark in 106bps. YTD the Fund's performance is 6.86% vs 8.09% of the benchmark.

The positive contribution was quite widespread among sectors and among them we highlight IT, Logistics and Utilities. In the IT sector (+23bps vs benchmark), Indra continued the upwards performance of the previous month when it presented excellent results and 2024 outlook. Already this month, the company held its Capital Market's Day targeting organic revenues and EBIT of €5.3bn and €525mn by 2026 that mean 7% and 15% CAGR 2023-2026, respectively. Additionally, it forecasts €800mn of accumulated FCF in the period.

In the Logistics sector (+23bps vs benchmark), CTT presented 4Q23 results in which we highlight the very strong top line evolution in the Express & Parcels segment (+56% yoy vs +22% in 9M23) mainly on the back of impressive volumes growth in Spain due to the onboarding of relevant new large international e-sellers. As for 2024 guidance, the company expects mid-single digit revenue growth and >€88mn recurrent EBIT.

MONTHLY RETURNS IN EUR (Net of Fees)

	2007	2008	2009	2010	2011	2012	2013	2014	2015	2016	2017	2018	2019	2020	2021	2022	2023	2024	
																		Fund	Benchmark*
Jan		-12.00%	-1.95%	-6.70%	4.40%	-0.63%	6.74%	1.77%	2.69%	-5.39%	-0.23%	5.51%	7.17%	-2.23%	-2.61%	-0.72%	8.68%	-1.00%	-0.06%
Feb		0.08%	-7.66%	-4.09%	0.28%	0.78%	-1.59%	3.19%	7.53%	-4.30%	2.46%	-5.01%	1.81%	-7.40%	6.21%	-0.63%	3.67%	-2.25%	-1.11%
Mar		-2.23%	3.36%	6.37%	-2.90%	-2.03%	-2.97%	2.94%	4.26%	3.55%	10.49%	-4.07%	-0.93%	-16.83%	5.81%	0.63%	-2.34%	10.43%	9.37%
Apr	0.42%	4.30%	12.82%	-4.52%	1.72%	-7.23%	6.42%	0.75%	-0.93%	2.61%	1.95%	3.85%	5.23%	3.46%	3.75%	3.02%	1.20%		
May	8.19%	-0.04%	5.91%	-5.27%	-2.05%	-11.44%	-1.44%	1.58%	-1.64%	-0.38%	3.94%	-4.60%	-5.87%	1.88%	3.42%	3.83%	-2.81%		
Jun	2.26%	-12.09%	1.46%	-0.32%	-1.56%	9.91%	-5.38%	-0.10%	-3.20%	-10.90%	-1.90%	1.21%	1.51%	2.36%	-2.69%	-6.45%	5.21%		
Jul	0.56%	-2.86%	6.26%	8.21%	-5.52%	-1.82%	5.96%	-3.33%	7.69%	4.48%	-0.34%	2.21%	-1.49%	-3.14%	0.76%	0.52%	2.32%		
Aug	-5.08%	-0.17%	6.21%	-0.18%	-8.99%	7.81%	-0.24%	-0.67%	-6.97%	0.27%	-0.84%	-3.08%	-1.51%	0.40%	3.07%	-2.71%	-1.17%		
Sep	-4.55%	-8.81%	5.85%	2.13%	-3.95%	3.96%	7.12%	1.01%	-3.52%	-0.16%	0.99%	0.26%	3.88%	-3.12%	-0.36%	-6.21%	-0.55%		
Oct	8.60%	-17.96%	-2.08%	5.70%	3.84%	3.41%	7.07%	-5.02%	8.30%	5.63%	1.87%	-4.91%	3.30%	-3.71%	4.13%	9.26%	-2.72%		
Nov	-1.04%	-0.26%	0.82%	-10.53%	-3.90%	0.15%	2.01%	2.44%	-0.12%	-3.37%	-2.76%	1.89%	1.62%	23.26%	-8.18%	4.62%	9.49%		
Dec	-0.72%	1.39%	2.80%	5.17%	0.42%	4.68%	1.00%	-3.54%	-3.65%	7.28%	1.15%	-4.38%	2.07%	1.38%	5.18%	-0.76%	0.05%		
YTD	7.55%	-42.09%	37.51%	-5.84%	-17.49%	5.69%	26.37%	0.63%	9.40%	-2.20%	17.42%	-11.27%	17.38%	-7.91%	18.91%	3.37%	22.03%	6.86%	
Benchmark*	8.20%	-43.37%	39.08%	-9.39%	-16.33%	5.91%	24.22%	-3.96%	-0.02%	-0.31%	12.90%	-10.89%	16.31%	-10.59%	12.29%	-0.16%	25.74%		8.09%

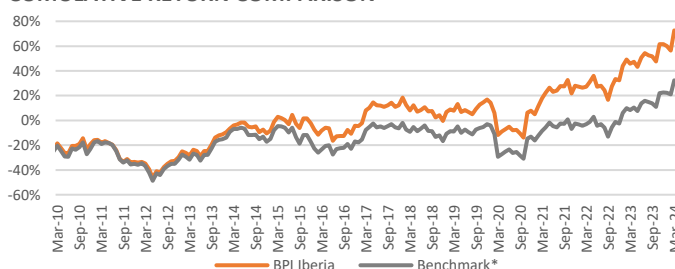
PERFORMANCE ANALYSIS

	Benchmark*	Fund
Rate of Return 12 months	22.05%	18.52%
Compound Annualized RoR 3Y	13.07%	13.56%
Compound Annualized RoR 5Y	7.77%	9.90%
Compound Annualized RoR Since Inception	1.67%	3.30%
Annualized Volatility 12 months	15.03%	15.78%
Information Ratio (3Y)		0.20x
Annualized Alpha (3Y)		0.53%
Beta 3Y		1.00
Anualized Tracking Error		3.47%
Tracking Error 12 m		2.15%

EXPOSURE & NAVs

Assets Under Management (EUR)	41.2 Million
Top 5 positions	42.48%
NAV (EUR)	8.672

CUMULATIVE RETURN COMPARISON



Lastly, on the Utilities sector (+22bps vs benchmark) the performance was explained by having an overweight in Endesa vs not having a position in Naturgy at all. Endesa felt ahead of 4Q23 results as the market was already expecting a weak delivery in the quarter and in March it made a slight recover. As for Naturgy, it underperformed penalized by very low gas prices and also with the news that CVC is mulling options to sell its 20.7% stake in the company.

The Financials sector was the main detractor with -13bps vs benchmark. Our overweight in BBVA underperformed our underweight in Santander which we see as normal after a very strong row of outperformance from the former.

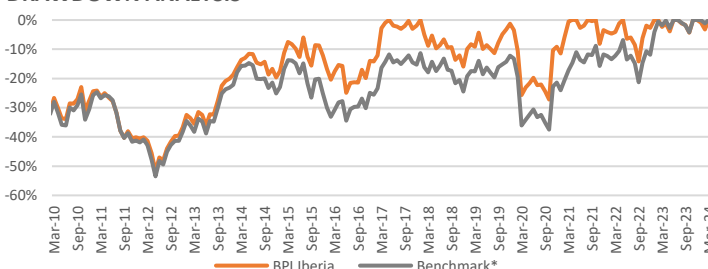
We opened a new overweight position in Ebro Foods as the company presented another good set of results with EBITDA ahead of expectations on the back of good operational momentum and solid FCF generation on better working capital management. We believe this operational performance is set to continue on 2024 benefiting from adequate raw materials' inventories level.

TOP 10 HOLDINGS

Security	Sector	Country	Weight	Active Weight
BBVA	Financials	Spain	9.74%	0.69%
Inditex	Retail	Spain	9.69%	-2.60%
Iberdrola	Utilities	Spain	9.30%	-1.02%
Banco Santander	Financials	Spain	9.17%	-0.90%
Ferrovial	Infrastructure Concessions	Spain	4.58%	0.80%
Bankinter	Financials	Spain	4.40%	3.54%
Repsol	Oil, Gas & Consumable Fuels	Spain	4.28%	1.58%
Cellnex Telecom	Infrastructure Concessions	Spain	4.17%	0.97%
NOS	Telecommunication Services	Portugal	3.91%	3.05%
Amadeus	IT Services	Spain	3.85%	0.09%

All investments within each strategy, possibly including derivatives, linked to a particular issuer, have been combined to form a total percentage of each issuer.

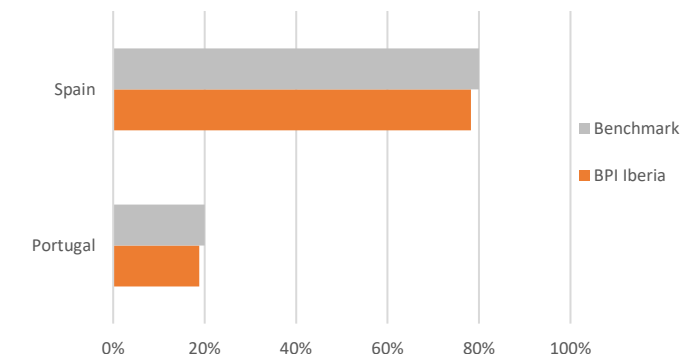
DRAWDOWN ANALYSIS



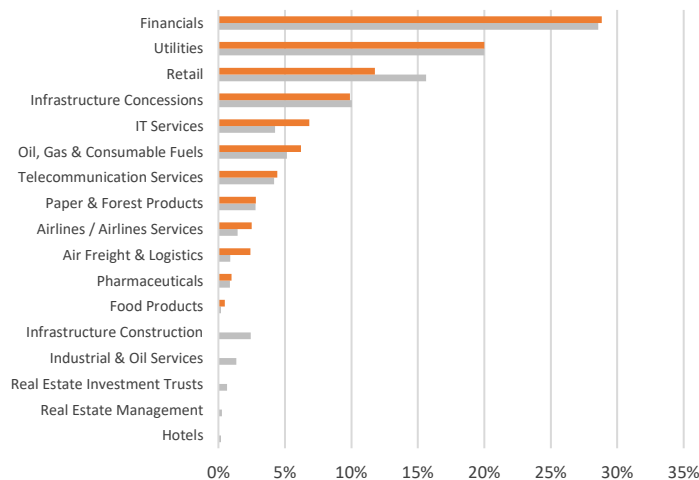
*The reference index is used for illustrative purpose only. From September 2014 it is considered 80% IBEX 35 TR + 20% PSI 20 TR, which is rebalanced monthly when computing its returns. Previously the benchmark was 50%IBEX 35 TR + 50% PSI 20 TR. The source of the fund's performance is BPI Gestão de Ativos. Performance is based on the monthly net performance of the fund. The drawdown chart source is BPI Gestão de Ativos, based on the net performance of the fund. Maximum drawdown is the maximum accumulated loss from the fund's highest value to the subsequent lowest value over the covered period. This information is for Investment Professionals only and should not be relied upon by private investors. These figures relate to the fund's past performance, which is not a reliable indicator of the future results. The value of the investments and any income from them may go down as well as up and an investor may not get back the amount invested.

MONTHLY FACTSHEET MARCH 2024

COUNTRY EQUITY EXPOSURE



SECTOR EQUITY EXPOSURE



POSITIONS CONTRIBUTION (%)

Top Contributors	Sector	Country	Weight	Active Weight	Absolute Contribution	Active Contribution
Bankinter	Financials	Spain	4.40%	3.54%	0.74%	0.58%
Banco de Sabadell	Financials	Spain	3.12%	2.00%	0.65%	0.41%
Jerónimo Martins	Retail	Portugal	0.00%	-2.23%	0.00%	0.41%
NOS	Telecommunication Services	Portugal	3.91%	3.05%	0.47%	0.38%
Indra	IT Services	Spain	2.97%	2.49%	0.26%	0.22%
CTT	Air Freight & Logistics	Portugal	1.93%	1.34%	0.28%	0.21%
IAG	Airlines / Airlines Services	Spain	2.49%	1.04%	0.47%	0.19%
BBVA	Financials	Spain	9.74%	0.69%	1.86%	0.12%
Mota Engil	Infrastructure Construction	Portugal	0.00%	-0.57%	0.00%	0.11%
Ferrovial	Infrastructure Concessions	Spain	4.58%	0.80%	0.28%	0.10%

Top Detractors	Sector	Country	Weight	Active Weight	Absolute Contribution	Active Contribution
Caixabank	Financials	Spain	0.00%	-3.85%	0.00%	-0.73%
Inditex	Retail	Spain	9.69%	-2.60%	1.32%	-0.38%
Banco Santander	Financials	Spain	9.17%	-0.90%	1.49%	-0.24%
Telefónica	Telecommunication Services	Spain	0.51%	-2.80%	0.04%	-0.22%
Mapfre	Financials	Spain	0.00%	-0.61%	0.00%	-0.11%
BCP	Financials	Portugal	2.40%	-0.27%	0.38%	-0.10%
Merlin	Real Estate Investment Trusts	Spain	0.00%	-0.65%	0.00%	-0.08%
Red Elctrica	Utilities	Spain	0.00%	0.00%	0.00%	-0.08%
AENA	Infrastructure Concessions	Spain	1.13%	-1.94%	0.04%	-0.07%
Unicaja	Financials	Spain	0.00%	-0.34%	0.00%	-0.07%

Weights refer to positions in the end of the month and contributions reflect all transactions within the month.

EQUITY EXPOSURE

EQUITY	97.08%
CASH	2.92%

MARKET CAPITALISATION EXPOSURE (%)

	EUR >10bn	5-10 bn	1-5 bn	< 1 bn
FUND	69.11%	9.70%	19.20%	1.99%
BENCHMARK	79.78%	3.97%	14.28%	0.77%

INVESTMENT PHILOSOPHY

BPI Iberia invests in listed Spanish and Portuguese equities or equity related assets which offer upside potential.
The fund aims to beat the benchmark over a reasonable time frame through an active management approach

SERVICE PROVIDER, DEALING TERMS AND FEE STRUCTURE

Management Company	CaixaBank Asset Management Luxembourg, S.A
Fund Administrator	BNP Paribas Securities Services
Sub-Investment Manager	BPI Gestão de Ativos, SA.
Auditor	Deloitte S.A.
Fund Inception	13th April 2007
Share Class	I (EUR); R (EUR)

INVESTMENT APPROACH

- Deep local knowledge of the companies
- Deep in-house fundamental analysis
- Stock picking philosophy
- Continual review of the process
- Long term approach

Minimum initial investment (I; R)	EUR 250,000; EUR 250
Liquidity	Daily
Management Fee (I; R)	1.00%; 2.00%
Performance Fee (I; R)	No performance fee
Bloomberg code (I; R)	BPIIBRI LX; BPIIBRA LX
ISIN (I; R)	LU0292622254; LU0292624037

The source of this page's information is BPI Gestão de Ativos as at the end of the month. The weight of each position in the portfolio is measured by the % TNA of the combination of all investments in each issuer. Before investing you should read the KIID. Details of where the KIID is available are on the last page of this factsheet. This information is for Investment Professionals only and should not be relied upon by private investors. The value of the investments and any income from them may go down as well as up and an investor may not get back the amount invested.

MONTHLY FACTSHEET MARCH 2024

DISCLAIMER

This document is not intended as, and does not constitute or form part of any offer to issue or sell, or any solicitation of any offer to subscribe or purchase any shares in the Funds, nor shall it form the basis of, or be relied on, in connection with any contract. Recipients of this document who intend to apply for shares in the Funds are reminded that any such application may be made solely on the basis of the information contained in the prospectus of the Funds, in the management regulations, in the KIID and in the other ancillary documents, which prevail on the information contained in this document. The prospectus, management regulations, KIID and annual and semi-annual reports may be obtained free of charge from BPI Gestão de Ativos – Sociedade Gestora de Organismos de Investimento Coletivo, SA, which registered office is at Avenida Fontes Pereira de Melo, nº 51 - 2º, Lisboa, Portugal, as well as from the management company in Luxembourg – CaixaBank Asset Management Luxembourg S.A., which registered office is at 46B, avenue J.F. Kennedy, L-1855 Luxembourg. Each of the Funds may modify their investment approach and portfolio parameters in the future in a manner that they believe is consistent with their overall investment objectives.

Each investment in the Funds is subject to risk of partial or complete loss. Past performance is not necessarily indicative of future results. People interested in acquiring any investments should inform themselves as to: (a) the legal requirements within the countries of their nationality, residence, ordinary residence or domicile for such acquisition; (b) any foreign exchange control requirement which they might encounter on the acquisition or sale of investments; and (c) the income tax and other tax consequences which might be relevant to the acquisition, holding or disposal of the investment.

The information, opinions and financial models contained in this document (together referred as “the Materials”) are for background purpose only, they do not purport to be full or complete and do not constitute investment advice. The Materials contain (a) information derived from sources that are believed to be accurate but have not been independently verified and (b) projections, assumptions and forecasts that are believed to be reasonable but which may differ from actual events or results. No reliance may be placed for any purpose on the Materials or on their accuracy or completeness. No representation, warranty undertaking, expressed or implied, is given as to accuracy or completeness of the Materials by any of the Funds or any of their respective affiliates, directors, officers or employees, and no liability is accepted by such persons for the accuracy or completeness of the Materials. Furthermore, the Funds or any of their affiliates undertake no obligation to provide the recipient with access to any additional information, to update the Materials or to correct any inaccuracies. This document is confidential and intended solely for the use of the recipient. It must not be reproduced, distributed or published in whole or in part by any recipient for any purpose without the prior consent of BPI Gestão de Ativos. It is distributed by BPI Gestão de Ativos and is only intended for professional investors as defined by the MIFID Directive.

The performance detailed above is calculated for class I (EUR). The Funds may use derivatives to protect the value of the Funds’ assets or to reduce the costs of investing, although this may not be achieved. It is not anticipated that the use of derivatives will have any significant effect on the risk profile of the Funds. If an investor’s reference currency is not Euro (e.g. Pounds Sterling) then the return may increase or decrease as a result of currency fluctuations.

The details of the up-to-date remuneration policy and complaints handling policy of CaixaBank Asset Management Luxembourg S.A., as well as the NAV and documentation of the Funds, are available on <https://www.caixabankamlux.com/>

To the attention of Swiss investors:

- The marketing of the class I (EUR) is restricted to qualified investors under revised CISA Art 120 §4 in Switzerland

To the attention of French investors:

- BPI Global Investment Fund – BPI Iberia is a Luxembourg undertaking for collective investment in transferable securities (UCITS) authorised for cross-border distribution in France under Directive 2009/65/EC of the European Parliament and of the Council of 13 July 2009 on the coordination of laws, regulations and administrative provisions relating to undertakings for collective investment in transferable securities (UCITS)
- The French centralizing agent is Société Générale Securities Services, 189 rue d'Aubervilliers, 75886 Paris Cedex 18, France
- The prospectus, the annual and semi-annual reports and the management regulations in English language can be obtained free of charge on request from the French centralizing agent
- The KIID(s) in French language can be obtained free of charge on request from the French centralizing agent

To the attention of German investors:

- BPI Global Investment Fund – BPI Iberia is a Luxembourg undertaking for collective investment in transferable securities (UCITS) authorised for cross-border distribution in Germany under Directive 2009/65/EC of the European Parliament and of the Council of 13 July 2009 on the coordination of laws, regulations and administrative provisions relating to undertakings for collective investment in transferable securities (UCITS), and is registered with the BaFin under BaFin-id 70147687
- The German information agent and paying agent is BNP Paribas Securities Services S.C.A. Frankfurt branch, Europa-Allee 12, 60327 Frankfurt, Germany
- The prospectus, the annual and semi-annual reports and the management regulations in English language can be obtained free of charge on request from the German information agent
- The KIID(s) in German language can be obtained free of charge on request from the German information agent

To the attention of Spanish investors:

- BPI Global Investment Fund – BPI Iberia is a Luxembourg undertaking for collective investment in transferable securities (UCITS) authorised for cross-border distribution in Spain under Directive 2009/65/EC of the European Parliament and of the Council of 13 July 2009 on the coordination of laws, regulations and administrative provisions relating to undertakings for collective investment in transferable securities (UCITS), and registered with the CNMV under number 600

To the attention of Portuguese investors:

- BPI Global Investment Fund – BPI Iberia is a Luxembourg undertaking for collective investment in transferable securities (UCITS) authorised for cross-border distribution in Portugal under Directive 2009/65/EC of the European Parliament and of the Council of 13 July 2009 on the coordination of laws, regulations and administrative provisions relating to undertakings for collective investment in transferable securities (UCITS)
- The Portuguese paying agent is Banco BPI, Rua Tenente Valadim, 284, 4100-476 Porto, Portugal

To the attention of UK investors:

- BPI Global Investment Fund – BPI Iberia is in the temporary marketing permissions regime (TMPR) under reference number 745800; this fund is a Luxembourg undertaking for collective investment in transferable securities (UCITS) authorized as a recognised UCITS scheme in a European Economic Area (EEA) country, and is expected to remain authorised as a UCITS while it is in the temporary marketing permissions regime.
- The UK facilities agent is BNP Paribas Securities Services, 10 Harewood Avenue, London, NW1 6AA, United Kingdom

