

Allianz Strategy 75 - CT - EUR

Mixed fund concentrating on equities



Investment Objective

The fund invests to a variable extent in international equity markets and in the market for euro bonds. Applying a quantitative approach, fund management lowers the investment in stocks in phases of high market volatility and raises it in phases of low volatility. Overall, it strives to achieve a return that is comparable to the return of a mixed portfolio investing 75% in international stocks and 25% in medium-term euro bonds.

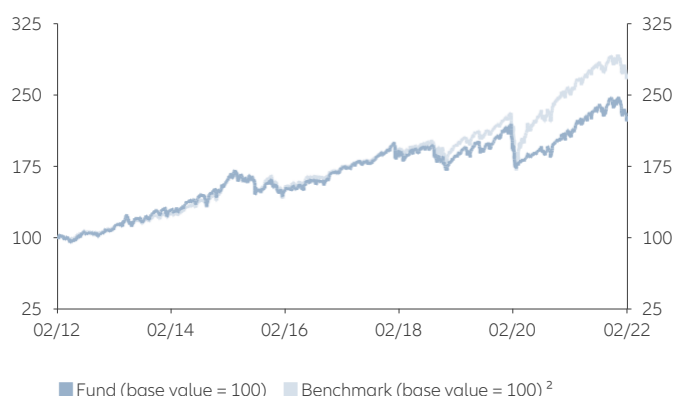


Fund Manager

Cordula Bauss
(since 06/01/2018)

Performance

Over 10 Years ¹



Annual Performance (%) ¹

	Fund	Benchmark ²
02/29/2012 - 02/28/2013	10.40	11.60
02/28/2013 - 02/28/2014	17.18	12.73
02/28/2014 - 02/28/2015	25.36	27.78
02/28/2015 - 02/29/2016	-7.20	-5.57
02/29/2016 - 02/28/2017	15.07	14.77
02/28/2017 - 02/28/2018	9.75	10.33
02/28/2018 - 02/28/2019	-2.12	2.59
02/28/2019 - 02/29/2020	3.77	6.52
02/29/2020 - 02/28/2021	7.31	19.39
02/28/2021 - 02/28/2022	9.84	8.56

Performance History (%) ¹

	YTD	1M	3M	6M	1Y	3Y	3Y p.a.	5Y	5Y p.a.	10Y	10Y p.a.	S. Inc.	S. Inc. p.a.	2017	2018	2019	2020	2021
Fund	-7.85	-1.66	-5.24	-4.73	9.84	22.31	6.94	31.40	5.61	31.40	5.61	198.20	5.84	14.55	-10.12	22.89	-3.65	20.94
Benchmark ²	-6.32	-2.45	-3.88	-3.76	8.56	38.05	11.35	56.26	9.34	56.26	9.34	294.61	7.39	13.65	-5.18	22.11	11.91	16.75

Past performance does not predict future returns.

Key Information

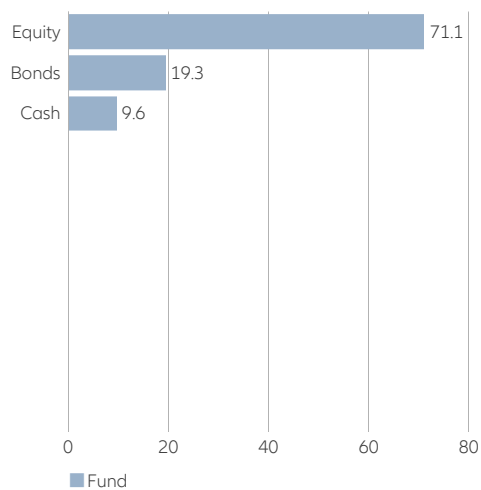
ISIN / German security no.	LU0352312853 / A0N GAG
Bloomberg Ticker / Reuters Ticker	ALSSFCT LX / ALLIANZGI01
Benchmark ²	75% MSCI World Total Return Net + 25% J.P. MORGAN EMU Investment Grade Total Return (in EUR)
EU SFDR Category ³	Article 6
Management company	Allianz Global Investors GmbH
Custodian bank	State Street Bank International GmbH - Luxembourg branch
Launch date	07/01/2008
Net assets	608.89 mn. EUR
Share class volume	308.98 mn. EUR
Financial year end	9/30/
Accumulation on 12/31/2017	0.175 EUR
Registered for sale in	DE, ES, FR, LU, NL, PT

Risk/ Return Ratios ¹

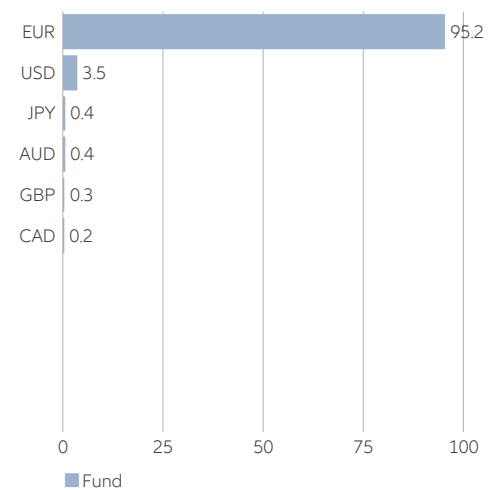
	3 Years	5 Years
Alpha (%)	-4.40	-3.72
Beta	0.88	0.95
Coefficient of correlation	0.91	0.92
Information ratio	-0.84	-0.82
Sharpe ratio ⁴	0.62	0.53
Treynor ratio	8.44	6.34
Tracking error (%)	5.21	4.56
Volatility (%) ⁵	11.99	11.29
Max. Loss (%)	-15.88	-15.88
Time to recover (months)	12	12

Portfolio Structure ⁶

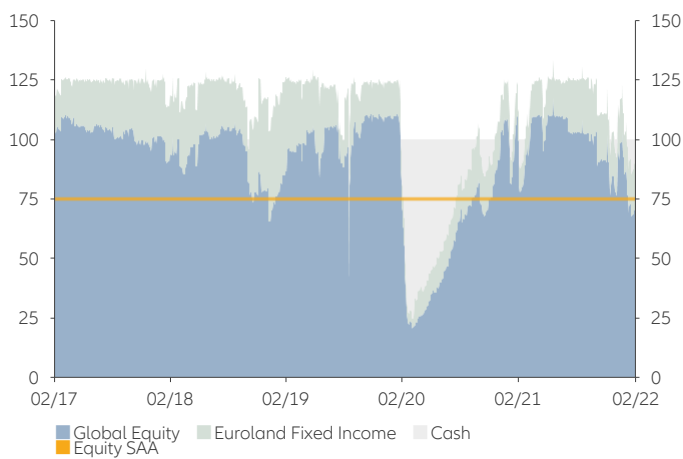
Exposure to return-generating asset classes (%) ⁷



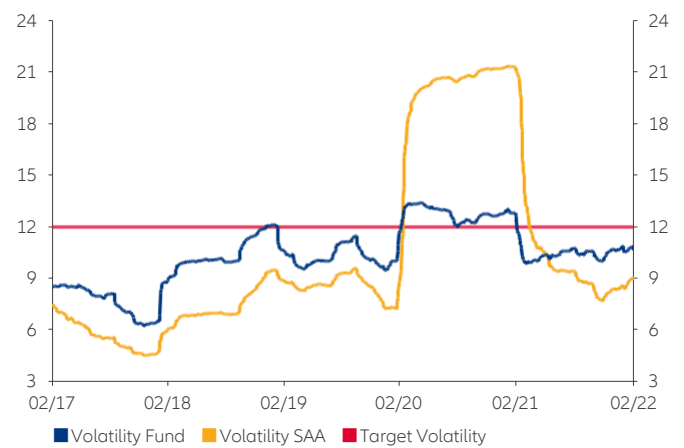
Currency Breakdown (%) (incl. FX derivatives) ⁷



Allocation over time (%) ⁸



Volatility over time (%) ⁹



Fee Structure

All-in fee in % p.a. ¹⁰	currently 1.50 (max. 1.65)
TER (%) ¹¹	1.55

Key Figures

Effective Duration (%)	2.08
Average nominal return (%)	1.49
Yield to worst (%) ¹²	-0.17
Average rating	A+

Opportunities

- + High return potential of stocks in the long run
- + Steady interest income on bonds, capital gains opportunities on declining interest rates
- + Broad diversification across numerous securities

Risks

- High volatility of stocks, losses possible. The fund unit price may be subject to increased volatility.
- Interest rates vary, bonds suffer price declines on rising interest rates
- Limited participation in the yield potential of single securities

FOR FUND DISTRIBUTORS AND PROFESSIONAL INVESTORS ONLY

- 1) Calculated at the net asset value, excl. front-end load, distributions reinvested. Calculation according to method as defined by BVI, the German Fund Companies Association. **Any front-end loads reduce the capital employed and the performance.** All performance data since 02/12/2002 of Allianz Strategy 75 - CT - EUR prior to the launch date, 01/07/2008 refer to another investment fund. This does not imply that Allianz Strategy 75 - CT - EUR will experience a similar performance in the future. All share classes/investment funds mentioned above are based on the same investment objectives and strategies as well as risk profiles and fee structures. Past performance is not a reliable indicator of future results.
- 2) Benchmark history: until 31/08/2016 75% MSCI THE WORLD INDEX EUR TOTAL RETURN (NET), 25% JP MORGAN EMU INVESTMENT GRADE RETURN REBASED LAST BUSINESS DAY OF MONTH IN EUR, until 31/01/2016 75% MSCI THE WORLD INDEX TOTAL RETURN (NET), 25% JP MORGAN EMU INVESTMENT GRADE RETURN REBASED LAST BUSINESS DAY OF MONTH IN EUR, until 14/07/2010 75% MSCI World Total Return (Net) + 25% JP Morgan EMU Bond Index
- 3) SFDR: EU Sustainable Finance Disclosure Regulation. Information accurate at time of publishing.
- 4) The Sharpe ratio states the relationship between the return generated by the fund and the investment risk. The fund's excess return versus the risk-free market rate is compared to volatility. Negative values are not meaningful.
- 5) Volatility measures the fluctuation range of the fund's performance over a specified period of time.
- 6) This is for guidance only and not indicative of future allocation.
- 7) For derivatives, economic exposure of the instruments is considered.
- 8) The Fund may be leveraged and aims at an investment ratio of not more than 125%.
- 9) Volatility target management component was added in Q3 2009. The volatility target is currently set at 12%.
- 10) The all-in fee includes the expenses previously called management, administration and distribution fees. Any payment of a trail fee by the management company to a distribution partner will be effected from the all-in fee.
- 11) TER generally: Total cost (except transaction costs) charged to the fund during the last financial year. TER for funds-of-funds: The costs incurred by the fund itself (except transaction costs). Since the fund held other investment units ("target funds") in the reporting period, further costs, charges and fees may have been incurred at the level of the target fund.
- 12) Represents the lowest potential yield that an investor could theoretically receive on the bond up to maturity if bought at the current price (excluding the default case of the issuer). The yield to worst is determined by making worst-case scenario assumptions, calculating the returns that would be received if worst-case scenario provisions, including prepayment, call or sinking fund, are used by the issuer (excluding the default case). It is assumed that the bonds are held until maturity and interest income is reinvested on the same conditions. Calculation is before currency hedging. The yield to worst is a portfolio characteristic; in particular, it does not reflect the actual fund income. The expenses charged to the fund are not taken into account. As a result, the yield to worst is not suitable as an indicator of the future performance of a bond fund. Forecasts are not a reliable indicator of future results.

Disclaimer

Investing involves risk. The value of an investment and the income from it may fall as well as rise and investors might not get back the full amount invested. Investing in fixed income instruments may expose investors to various risks, including but not limited to creditworthiness, interest rate, liquidity and restricted flexibility risks. Changes to the economic environment and market conditions may affect these risks, resulting in an adverse effect to the value of the investment. During periods of rising nominal interest rates, the values of fixed income instruments (including positions with respect to short-term fixed income instruments) are generally expected to decline. Conversely, during periods of declining interest rates, the values of these instruments are generally expected to rise. Liquidity risk may possibly delay or prevent account withdrawals or redemptions. Allianz Strategy 75 is a sub-fund of Allianz European Pension Investments SICAV, an open-ended investment company with variable share capital organised under the laws of Luxembourg. The value of the units/shares which belong to the Unit/Share Classes of the Sub-Fund that are denominated in the base currency may be subject to an increased volatility. The volatility of other Unit/Share Classes may be different and possibly higher. Past performance does not predict future returns. If the currency in which the past performance is displayed differs from the currency of the country in which the investor resides, then the investor should be aware that due to the exchange rate fluctuations the performance shown may be higher or lower if converted into the investor's local currency. This is for information only and not to be construed as a solicitation or an invitation to make an offer, to conclude a contract, or to buy or sell any securities. The products or securities described herein may not be available for sale in all jurisdictions or to certain categories of investors. This is for distribution only as permitted by applicable law and in particular not available to residents and/or nationals of the USA. The investment opportunities described herein do not take into account the specific investment

objectives, financial situation, knowledge, experience or specific needs of any particular person and are not guaranteed. The Management Company may decide to terminate the arrangements made for the marketing of its collective investment undertakings in accordance with applicable de-notification regulation. The views and opinions expressed herein, which are subject to change without notice, are those of the issuer companies at the time of publication. The data used is derived from various sources, and assumed to be correct and reliable at the time of publication. The conditions of any underlying offer or contract that may have been, or will be, made or concluded, shall prevail. For a free copy of the sales prospectus, incorporation documents, daily fund prices, key investor information, latest annual and semi-annual financial reports, contact the management company Allianz Global Investors GmbH in the fund's country of domicile, Luxembourg, or the issuer at the address indicated below or regulatory.allianzgi.com. Austrian investors may also contact the Austrian information agent Allianz Investmentbank AG, Hietzinger Kai 101-105, A-1130 Vienna. Please read these documents, which are solely binding, carefully before investing. This is a marketing communication issued by Allianz Global Investors GmbH, www.allianzgi.com, an investment company with limited liability, incorporated in Germany, with its registered office at Bockenheimer Landstrasse 42-44, 60323 Frankfurt/M, registered with the local court Frankfurt/M under HRB 9340, authorised by Bundesanstalt für Finanzdienstleistungsaufsicht (www.bafin.de). Allianz Global Investors GmbH has established branches in the United Kingdom, France, Italy, Spain, Luxembourg, Sweden, Belgium and the Netherlands. Contact details and information on the local regulation are available here (www.allianzgi.com/Info). The Summary of Investor Rights is available in English, French, German, Italian and Spanish at <https://regulatory.allianzgi.com/en/investors-rights>. The duplication, publication, or transmission of the contents, irrespective of the form, is not permitted; except for the case of explicit permission by Allianz Global Investors GmbH.