

BlackRock Global Funds

Simplified Prospectus

Dated 11 May 2009

Equity Funds

BlackRock Global Funds ("the Company") is a SICAV incorporated in Luxembourg as an open-ended investment company and is authorised under Part I of the Luxembourg Law of 20 December 2002. It has an "umbrella" structure comprising a number of different Funds, each having a separate portfolio of investments.

Registered Office: Aerogolf Centre, 1A Hoehenhof, L-1736 Senningerberg, Grand Duchy of Luxembourg. Registered Number: B.6317

This Simplified Prospectus contains information about the following sub-funds of the Company which are categorised as Equity Funds:

Asian Dragon Fund
 Asia Pacific Equity Income Fund*
 Asia Pacific Opportunities Fund*
 BRIC Fund*
 China Fund
 Continental European Flexible Fund
 Emerging Europe Fund
 Emerging Markets Fund
 Euro-Markets Fund
 European Enhanced Equity Yield Fund
 European Focus Fund
 European Fund
 European Growth Fund
 European Opportunities Fund
 European Value Fund
 Global Dynamic Equity Fund
 Global Enhanced Equity Yield Fund
 Global Equity Fund
 Global Equity Income Fund*
 Global Opportunities Fund
 Global SmallCap Fund
 India Fund
 Japan Focus Fund*
 Japan Fund
 Japan Small & MidCap Opportunities Fund
 Japan Value Fund
 Korea Fund*
 Latin American Fund
 Middle East & North Africa Fund*
 New Energy Fund
 Pacific Equity Fund
 Swiss Opportunities Fund
 United Kingdom Fund
 US Basic Value Fund
 US Flexible Equity Fund
 US Focused Value Fund
 US Growth Fund
 US Small & MidCap Opportunities Fund
 US SmallCap Value Fund
 World Agriculture Fund*
 World Energy Fund
 World Financials Fund
 World Gold Fund
 World Healthscience Fund
 World Mining Fund
 World Technology Fund
 World Water Fund*

Key to table:

* Funds not available for subscription at the date of this Simplified Prospectus. Such Funds may be launched at the Directors' discretion. Confirmation of the launch date of these Funds will then be made available at the Investor Services Centre. Any provisions in this Simplified Prospectus relating to any one of these Funds shall only take effect from the launch date of the relevant Fund.

Please refer to the current full Prospectus of the Company for further details. The full Prospectus and the annual and interim report & accounts may be obtained upon request, from the registered office, free of charge. Terms in capitals where not defined in this document are defined in the full Prospectus.

Investment Objective & Policy

The investment objective and policy for each Equity Fund, together with details on Dealing and Base Currency is attached to this Simplified Prospectus as Appendix 1.

General Risk Factors

The value of investments and the income from them may go down as well as up and is not guaranteed. Past performance is not a guide to future performance. When you cash in all or part of your investment you may get back less than you invested. Exchange rate movements may also affect your investment, as well as price of securities.

A detailed description of the risk profile and, if applicable, of the use of derivatives, is contained in the full Prospectus and Risk Factors specific to each Fund are set out in Appendix 2.

Profile of the Typical Investor

The Funds are available for investment by the general public. Typical investors are expected to be informed investors and willing to adopt capital and income risk.

BlackRock Investment Management (UK) Limited has allocated the following grading on a scale of Low, Medium, Medium/High and High on each of the Funds.

- 'Low Risk' grading applies to Funds where there is a low expectation of capital loss but where income levels will vary.

None of the Equity Funds are graded 'Low Risk'.

- 'Medium Risk' grading applies to Funds with exposure to capital market risk but where any equity exposure is balanced by exposure to high-quality bonds.

None of the Equity Funds are graded 'Medium Risk'.

- 'Medium/High Risk' grading applies to Funds which may be expected to have all, or at least a high proportion, of their assets invested in equities, or in bonds rated below investment grade. This grading is relevant for:

Continental European Flexible Fund
 Euro-Markets Fund
 European Focus Fund
 European Fund
 European Enhanced Equity Yield Fund
 European Growth Fund
 European Value Fund
 Global Enhanced Equity Yield Fund
 Global Equity Fund
 Global Equity Income Fund
 Japan Focus Fund
 Japan Fund
 Pacific Equity Fund
 United Kingdom Fund
 US Basic Value Fund
 US Flexible Equity Fund
 US Focused Value Fund
 US Growth Fund

- High Risk grading applies to Funds with emerging market, small capitalisation and narrowly focused/concentrated

equity mandates, which may restrict liquidity and increase the volatility of returns. This grading is relevant for:

Asian Dragon Fund
Asia Pacific Equity Income Fund
Asia Pacific Opportunities Fund
BRIC Fund
China Fund
Emerging Europe Fund
Emerging Markets Fund
European Opportunities Fund
Global Dynamic Equity Fund
Global Opportunities Fund
Global SmallCap Fund
India Fund
Japan Small & MidCap Opportunities Fund
Japan Value Fund
Korea Fund
Latin American Fund
Middle East & North Africa Fund
New Energy Fund
Swiss Opportunities Fund
US Small & MidCap Opportunities Fund
US SmallCap Value Fund
World Agriculture Fund
World Energy Fund
World Financials Fund
World Gold Fund
World Healthscience Fund
World Mining Fund
World Technology Fund
World Water Fund

The above gradings are indicative of the level of risk associated with each Fund and are not supposed to be a guarantee of likely returns. They should only be used for comparison with other Funds provided by the Company. If you are in any doubt as to the level of risk that you should take, you should seek independent advice.

Launch Date and Fund Performance

The launch date and an overview of fund performance for each Equity Fund is provided in Appendix 1, attached to this Simplified Prospectus.

Treatment of Income and Classes of Shares

Shares are available in different Classes, representing nine different charging structures. Shares are further divided into Distributing and Non-Distributing Share classes.

The Directors' current policy is to retain and reinvest all net income except for income from the Distributing Share Classes and income from the UK Distributor Status Share Classes. For the Distributing Share Classes and UK Distributor Status Share Classes, the policy is to distribute substantially all the investment income for the period after deduction of expenses. The Directors may also determine if and to what extent dividends may include distributions from both realised and unrealised capital gains. The following are Distributing Equity Funds.

Asian Dragon Fund
China Fund

Continental European Flexible Fund
Emerging Europe Fund
Euro-Markets Fund
European Enhanced Equity Yield Fund
European Focus Fund
European Value Fund
Global Enhanced Equity Yield Fund
Global Equity Fund
India Fund
Japan Small & MidCap Opportunities Fund
Japan Value Fund
Latin American Fund
New Energy Fund
United Kingdom Fund
US Basic Value Fund
US Flexible Equity Fund
US Focused Value Fund
World Energy Fund
World Mining Fund

Confirmation of all share classes and distribution frequencies can be obtained from the Company's registered office and the Investor Services Centre. Distributing Shares with alternative payment frequencies may be introduced at the Directors' discretion. Confirmation of additional distribution frequencies and the date of their availability can be obtained from the Company's registered office and the Investor Services Centre.

In respect of Funds launched after the date of this Simplified Prospectus and in order to smooth dividend payments, the Directors may, in their absolute discretion, decide to accumulate any net income generated during the first year of the Fund and apply alternative payment frequencies outside of the normal dividend payment periods as set out above in accordance with the current Dividend Policy ordinarily applicable to that Fund type.

The Directors may also decide to average out any net income accumulated over subsequent payment periods (which may include payment dates after the first year), it being understood that the Directors' discretion to accumulate net income will only be applied to net income generated during the first year.

Investors of the Funds concerned may obtain the relevant distribution policy applied during the first year of launch upon demand and free of charge at the registered office of the Company or at the Investor Services Centre.

The Company will operate income equalisation arrangements in relation to Distributing (M) Shares, Distributing (Q) Shares and Distributing (A) Shares of certain Funds with a view to ensuring that the level of dividends payable on those Shares is not affected by the issue or redemption of those Shares during an accounting period. The price at which Distributing (M) Shares, Distributing (Q) Shares and Distributing (A) Shares are bought by an Investor in a relevant Fund will be deemed to include an amount of net accrued income and the first distribution which an Investor receives from the relevant Fund will therefore include a repayment of capital. Where an Investor sells Distributing (M) Shares, Distributing (Q) Shares and Distributing (A) Shares, the redemption proceeds will be deemed to include an amount of net accrued income with the balance representing the capital value of the Shares.

A list of the relevant Funds and the daily income element of Distributing (M) Shares, Distributing (Q) Shares and Distributing (A) Shares of those Funds will be made available upon request from the Company's registered office or online at www.blackrock.com

Calculation of Dividends

Those Distributing Shares which pay dividends monthly are further divided into Shares as follows:

- Those Shares for which dividends are calculated daily are known as Distributing (D) Shares.

- Those Shares for which dividends are calculated monthly are known as Distributing (M) Shares.

Investors may choose to hold either Distributing (M) Shares or Distributing (D) Shares but may not hold both.

Distributor Shares with quarterly dividend payments are known as Distributing (Q) Shares.

Distributing Shares with annual dividend payments are known as Distributing (A) Shares.

The calculation method for each type is described below:

	Calculation Method
Distributing (D)	<p>The dividend is calculated daily based upon daily-accrued income less expenses, for the number of Shares outstanding on that day.</p> <p>At the discretion of the Directors, the dividend may also include distributions from both realised and unrealised capital gains.</p> <p>A cumulative monthly dividend is then distributed to shareholders based upon the number of Shares held and the number of days for which they were held during the period. Holders of Distributing (D) Shares shall be entitled to dividends from the date of subscription to the date of redemption.</p>
Distributing (M)	<p>The dividend is calculated monthly based upon income accrued during the dividend period less expenses.</p> <p>At the discretion of the Directors, the dividend may also include distributions from both realised and unrealised capital gains.</p> <p>The dividend is distributed to shareholders based upon the number of Shares held at the month end.</p>
Distributing (Q)	<p>The dividend is calculated quarterly based upon income accrued during the dividend period less expenses.</p> <p>At the discretion of the Directors, the dividend may also include distributions from both realised and unrealised capital gains.</p> <p>The dividend is distributed to shareholders based upon the number of Shares held at the end of the quarter.</p>
Distributing (A)	<p>The dividend is calculated annually based upon income accrued during the dividend period less expenses.</p> <p>At the discretion of the Directors, the dividend may also include distributions from both realised and unrealised capital gains.</p> <p>The dividend is distributed to shareholders based upon the number of Shares held at the end of the annual period.</p>

Declaration, Payment of Reinvestment of Dividend

The chart below describes the declaration and payment of dividends and the reinvestment options available to shareholders.

Dividend Classification	Declaration	Payment	Payment Method	Automatic Dividend Reinvestment
Distributing Shares (D)	Last Business Day of each calendar month in the Dealing Currency(ies) of the relevant Fund.	Within 1 calendar month of declaration to shareholders holding Shares during the period following the previous declaration.	Dividends of \$US 100 or more (or currency equivalent) are paid directly to the shareholder's bank account by telegraphic transfer in the shareholder's chosen dealing currency at the shareholder's cost (except Merrill Lynch investors).	Dividends of less than \$US 100 (or currency equivalent) will be automatically reinvested in further Shares of the same form of the same Class of the same Fund, unless the shareholder requests otherwise. Such further Shares, including fractions, will be issued within 10 Business Days of the declaration date (except Merrill Lynch investors).
Distributing Shares (M)		Within 1 calendar month of declaration to shareholders registered in the share register on the Business Day prior to the declaration date.		
Distributing Shares (Q)	20 March, 20 June, 20 September and 20 December (provided such day is a Business Day and if not, the following Business Day).	Within 1 calendar month of the date of the declaration to shareholders.		
Distributing Shares (A)	Last Business Day of each fiscal year in the Dealing Currency(ies) of the relevant Fund.	Within 1 calendar month of declaration to shareholders registered in the share register on the Business Day prior to the declaration date.		
Distributing Shares DS (M)	Last Business Day of each calendar month.	Within 1 calendar month of declaration to shareholders registered in the share register on the Business Day prior to the declaration date.	All dividends are paid directly to the shareholder's bank account by telegraphic transfer (except Merrill Lynch investors).	Dividends will not be automatically reinvested. Where investors would like the distribution amount to be reinvested in further Shares of the same form of the same Class of the same Fund, this can be arranged through the Transfer Agent.
Distributing Shares DS (Q)	20 March, 20 June, 20 September and 20 December (provided such day is a Business Day and if not, the following Business Day).	Within 1 calendar month of the date of the declaration to shareholders.		
Distributing Shares DS (A)	Last Business Day of each fiscal year.	Within 1 calendar month of declaration to shareholders registered in the share register on the Business Day prior to the declaration date.		

Distributor Status Funds and UK Distributor Status Shares

The following Funds offer UK Distributor Status Sterling Denominated Class A Shares as at the date of this Simplified Prospectus. The Company may apply for UK Distributor Status for Sterling denominated Class A Shares of other Funds and for other Share Classes or Dealing Currencies of these Funds and other Funds. Confirmation of the additional Funds, Classes of Shares and Dealing Currencies in respect of which the Company may apply for UK Distributor Status will be then available from the Registered Office of the Company and from the Investor Services Centre. An updated list of available UK Distributor Status Funds, Share Classes and Dealing Currencies will be included in the next version of the Simplified Prospectus.

The UK Government in its Budget on 12 March 2008 confirmed proposals for a new framework for the taxation of investments in offshore funds, to replace the existing distributing funds regime, which would operate by reference to whether a fund opts into a reporting regime ("reporting funds") or not ("non-reporting funds"). Under the proposals, investors in reporting funds would be subject to tax on the share of the reporting fund's income attributable to their holding in the fund, whether or not distributed, but any gains on disposal of their holding would be subject to capital gains tax. The proposed new regime will be enacted under regulations made pursuant to the Finance Act 2008 and will have effect on a date to be appointed by Treasury order.

Asian Dragon Fund
Continental European Flexible Fund
Emerging Europe Fund

European Focus Fund
European Value Fund
Global Equity Fund
India Fund
Japan Small & MidCap Opportunities Fund
Japan Value Fund
Latin American Fund
New Energy Fund
United Kingdom Fund
US Basic Value Fund
US Flexible Equity Fund
US Focused Value Fund
World Energy Fund
World Mining Fund

Dealing Currency

The currency or currencies in which applicants may currently subscribe for the Shares of any Fund. Dealing currencies may be introduced at the Directors' discretion. Confirmation of the Dealing Currencies is available from the registered office of the Company and from the Investor Services Centre.

Hedged Share Classes

Those Share Classes to which a currency hedging strategy is applied. An update of available Hedged Share Classes will be included in the Simplified Prospectus each time it is updated. Hedged Share Classes may be made available in other Funds and in other currencies, at the Directors' discretion. Confirmation of the Funds and currencies in which the Hedged Share Classes are available can be obtained from the registered office of the Company and from the Investor Services Centre.

Fees, Charges & Expenses

Full details of the charges and expenses (for individual Classes of Shares) for each Fund are attached to this Simplified Prospectus as Appendix 3.

Selected distributors may impose a **charge** on each conversion of those Shares acquired through them, which will be deducted at the time of conversion and paid to the relevant distributor. While other conversions between the same class of Shares of two Funds are normally free of charge, the Investment Manager may, at its discretion (and without prior notice), make an additional conversion charge which would increase the amount paid to up to 2% if excessively frequent conversions are made. Any such charges will be deducted at the time of conversion and paid to the relevant distributor or the Investment Manager (as applicable).

A **redemption charge** of 2% of the redemption proceeds can be charged to a shareholder at the discretion of the Directors where the Directors, in their reasonable opinion, suspect that shareholder of excessive trading. This charge will be made for the benefit of the Funds, and shareholders will be notified in their contract notes if such a fee has been charged. This charge will be in addition to any applicable conversion charge or deferred sales charge.

The **Custodian** receives annual fees, based on the value of securities, which accrue daily, plus transaction fees. The annual fees range from 0.011% to 0.608% per annum and the transaction fees range from US\$13 to US\$157 per transaction.

The Company pays **administration fees** of up to 0.25% per annum. The level of administration fees may vary at the Directors' discretion, as agreed with the Management Company, across Funds and Classes the investor buys. Administration fees accrue daily, are based on the Net Asset Value of the relevant Class and are paid monthly. Administration fees comprise without limitation all operational costs and expenses incurred by the Company, with the exception of the fees of the Custodian and any taxes thereon. In addition taxes payable by the Company such as subscription taxes remain payable by the Company. Administration fees are included in the "Expenses" column for each fund listed in Appendix 3.

The administration fee shall not exceed 0.25% per annum and any costs and expenses in excess shall be borne by a BlackRock Group Company.

Price Publication

All prices are determined after the deadline for receipt of dealing orders (12 noon Luxembourg time) on the Dealing Day, meaning any business day in Luxembourg for banks and the Luxembourg stock exchange, concerned. Prices are quoted in the Dealing Currency(ies) of the relevant Fund.

Prices for Shares may be obtained during business hours from the Investor Services Centre.

How to Buy/Sell/Convert Shares

Dealing on shares can normally be effected daily on any day that is a Dealing Day for the relevant Fund. Orders for subscription, redemption and conversion of Shares should be received by the Transfer Agent or the Investor Services Centre

before 12 noon Luxembourg time on the relevant Dealing Day and the prices applied will be those calculated in the afternoon of that day. Any dealing orders received by the Transfer Agent or the Investor Services Centre after 12 noon Luxembourg time on a Dealing Day will be dealt with on the next Dealing Day.

Orders placed through distributors rather than directly with the Transfer Agent or the Investor Services Centre may be subject to different procedures which may delay receipt by the Transfer Agent or the Investor Services Centre. Investors should consult their distributor before placing orders in any Fund.

A shareholder who makes a subscription or a redemption of Shares through the Paying Agent or other entities responsible for processing Share transactions in any jurisdiction where the Shares are offered may be charged with the expenses linked to the activity carried out by such entities.

Applications

Merrill Lynch clients may enter their application orders through their Merrill Lynch Financial Advisers. In all other cases, initial applications for Shares must be made to the Transfer Agent or the Investor Services Centre on the application form. For initial applications for Shares by fax or telephone, applicants will be sent an application form that must be completed and returned by mail to the Transfer Agent or the Investor Services Centre to confirm the application. Failure to provide the original application form will delay the completion of the transaction and consequently the ability to effect subsequent dealings in the Shares concerned. Subsequent applications for Shares may be made in writing or by fax or telephone. Investors who do not specify a Share Class in the application will be deemed to have requested Class A Non-Distributing Shares.

Applications for Registered Shares should be made for Shares having a specified value and fractions of Shares will be issued where appropriate. Global Certificates will be issued in whole Shares only.

The right is reserved to reject any application for Shares or to accept any application in part only. In addition, issues of Shares of any or all funds may be suspended, where the aggregate value of orders for all Classes of Shares of that Fund exceeds a particular value (currently fixed by the Directors at 10% by approximate value of the Fund concerned) and the Directors consider that to give effect to such orders on the relevant Dealing Day would adversely affect the interests of existing shareholders.

The minimum initial subscription in respect of any class of Shares of the Fund is US\$5,000 (except for Class D Shares where the minimum is US\$500,000 and Class I Shares, Class J Shares and Class X Shares where the minimum is US\$10 million) or the approximate equivalent in the relevant Dealing Currency. The minimum for additions to existing holdings of any Class of Shares of a Fund is US\$1,000 or the approximate equivalent.

As a result of anti-money laundering regulation, additional documentation may be required for subscriptions for Shares. The circumstances under which it is required and the precise requirements are set out in the notes on the Application Form. Failure to provide documentation may result in the withholding

of redemption proceeds. If you have any questions regarding the identification documentation required, you should contact the Investor Services Centre or the Transfer Agent.

For all Shares, settlement in cleared funds must be made within three Business Days of the relevant Dealing Day.

Redemptions

Merrill Lynch clients may enter their redemption orders through their Merrill Lynch Financial Advisers. In all other cases, instructions for the redemption of Registered Shares should normally be given by completing the form that accompanies confirmation notes and is available from the Transfer Agent or the Investor Services Centre. They may also be given to the Transfer Agent or the Investor Services Centre in writing or by fax or telephone followed in each case by confirmation in writing sent by mail to the Transfer Agent or the Investor Services Centre unless a coverall renunciation and fax indemnity including instructions to pay the redemption proceeds to a specified bank account has been agreed. Failure to provide written confirmations may delay settlement of the transaction. Written redemption requests (or written confirmations of such requests) must include the full name(s) and address of the holders, the name of the Fund, the Class, (including whether it is the Distributing or Non-Distributing Share Class) the value or number of Shares to be redeemed and full settlement instructions and must be signed by all holders. Redemptions of bearer Shares will be effected only upon receipt of the relevant certificates.

Redemption payments will normally be dispatched in the relevant Dealing Currency on the third Business Day after the relevant Dealing Day, provided that the relevant documents have been received (as described above and any applicable money laundering prevention information).

Conversions

Investors may make conversions of their shareholdings between the same Classes of Shares of the various Funds and thereby alter the balance of their portfolios to reflect changing market conditions.

Conversions are also permitted from one Class of Share of a Fund to Shares of another Class of either the same Fund or a different Fund. Such conversions are permitted provided that the shareholder satisfies the conditions applicable to investment in the Share Class being converted into. Conversion and investment into certain Share Classes is at the discretion of the Investment Manager. The Directors may, at their discretion, refuse conversions in order to ensure that the Shares are not held by or on behalf of any person who does not meet the conditions applicable to investment in that Share Class, or who would hold the Shares in circumstances which could give rise to a breach of law, or requirements of any country, government or regulatory authority on the part of that person or give rise to adverse tax or other pecuniary consequences for the Company, including a requirement to register under any securities or investment or similar laws or requirements of any country or authority. Additional detail on conversions may be found in the full Prospectus of the Company.

Instructions for the conversion of Registered Shares should normally be given by completing the appropriate form that

accompanies confirmation notes and is available from the Transfer Agent or the Investor Services Centre. They may also be given by fax or telephone or in writing to the Transfer Agent or the Investor Services Centre. Conversion instructions must include the full name(s) and address of the holder(s), the name of the Fund, the Class (including whether it is the Distributing or Non-Distributing Share class), the value or number of Shares to be converted and the Fund to be converted into (and the choice of Dealing Currency of the Fund where more than one is available) and whether or not they are the UK Distributor Status Shares.

Where the Fund to which a conversion relates has a different Dealing Currency then currency will be converted at the relevant rate of exchange on the Dealing Day on which the conversion is effected.

Redemptions and conversions may be suspended or deferred as further described in the full Prospectus.

Taxation

Under present Luxembourg law and practice, the Company is not liable to any Luxembourg income or capital gains tax, nor are dividends paid by the Company subject to any Luxembourg withholding tax.

The Company is liable to a tax in Luxembourg of 0.05% per annum or, in the case of the Reserve Funds, Class I, Class X Shares and Class J Shares, 0.01% per annum of its Net Asset Value, payable quarterly on the basis of the value of the net assets of the respective Funds at the end of the relevant calendar quarter. No stamp or other tax is payable in Luxembourg on the issue of Shares.

Under current legislation, Shareholders are not subject to any capital gains, income, withholding, estate, inheritance or other taxes in Luxembourg (except for (i) those domiciled, resident or having a permanent establishment in Luxembourg or (ii) non-residents of Luxembourg who hold 10% or more of the share capital of the Company and who dispose of all or part of their holdings within six months of the date of acquisition or (iii) in some limited cases, certain former residents of Luxembourg who hold 10% or more of the Shares in the Company).

Generally, dividends and interest received by the Company on its investments (in certain jurisdictions), are generally subject to irrecoverable withholding taxes in the countries of origin.

Investors should inform themselves of, and when appropriate consult their professional advisers on, the possible tax consequences of subscribing for, buying, holding, redeeming, converting or selling Shares, or the effects of any equalisation policy relevant in respect of shares, under the laws of their country of citizenship, residence or domicile. Investors should note that the levels and bases of, and reliefs from, taxation could change.

In accordance with the provisions of the European Union Savings Directive ("EUSD") which came into force on 1 July 2005, EU countries will be required to apply either exchange information or withholding tax on certain interest payments to EU resident individuals and potentially to residents of dependent territories. A further option allowing an EU resident

shareholder to submit an exemption certification is also available. Although exchange of information is the ultimate objective of the EUSD, Luxembourg, Belgium and Austria and certain dependent or associated territories of EU Member States (such as Jersey, Guernsey and the Isle of Man) have opted to apply withholding tax during a transitional period. Under these arrangements withholding tax will apply when a Luxembourg Paying Agent makes distributions from and redemptions of shares in certain funds and where the beneficiary of these proceeds is an individual residing in another Member State. However, an individual may specifically request to be brought within the EUSD exchange of information regime which would result in no withholding tax being applied but instead information regarding the distribution or redemption being provided to the fiscal authority in the country in which he is resident. Broadly, the funds affected will be those which invest in money debts.

Date of incorporation of the Company

14 June 1962

Country of incorporation

Grand Duchy of Luxembourg

Supervisory Authority

Commission de Surveillance du Secteur Financier

Management Company

BlackRock (Luxembourg) S.A.
6D, route de Trèves, L-2633 Senningerberg,
Grand Duchy of Luxembourg

Investment Manager and Principal Distributor

BlackRock (Channel Islands) Limited
Forum House, Grenville Street, St. Helier,
Jersey JE1 0BR, Channel Islands

Investment Advisers

BlackRock Investment Management (UK) Limited
33 King William Street, London EC4R 9AS, UK

BlackRock Investment Management, LLC.
800 Scudders Mill Road, Plainsboro, NJ 08536, USA

BlackRock Financial Management, Inc.,
40 East 52nd Street, New York, NY 10022, USA

BlackRock International Limited
40 Torphichen Street, Edinburgh EH3 8JB, Scotland

Promoter

BlackRock Investment Management (UK) Limited
33 King William Street, London EC4R 9AS, UK

Investor Services Centre

Written enquiries: BlackRock Investment Management
(UK) Limited,
c/o BlackRock (Luxembourg) S.A.,
P.O. Box 1058, L-1010 Luxembourg,
Grand Duchy of Luxembourg

All other enquiries: Telephone: + 44 207 743 3300,
Fax: + 44 207 743 1143

Custodian/Fund Accountant

The Bank of New York Mellon (International) Limited,
Aerogolf Centre, 1A, Hoehenhof,
L-1736 Senningerberg, Grand Duchy of Luxembourg

Transfer Agent and Registrar

J.P. Morgan Bank Luxembourg S.A.
6C, route de Trèves, L-2633 Senningerberg
Grand Duchy of Luxembourg

Auditor

PricewaterhouseCoopers S.à r.l.
Réviseur d'entreprises
400, route d'Esch, B.P. 1443, L-1014 Luxembourg,
Grand Duchy of Luxembourg

For further information contact the Investor Services Centre.

Issued by BlackRock Global Funds.

For your protection, telephone calls may be recorded.

BlackRock Investment Management (UK) Limited does not provide advice on the suitability and appropriateness of your investment in the Company's Funds. It is important that you read the specific aspects relating to the Fund as set out in the full Prospectus.

Appendix 1 – Investment Objectives and Performance Details for Equity Funds

ASIAN DRAGON FUND

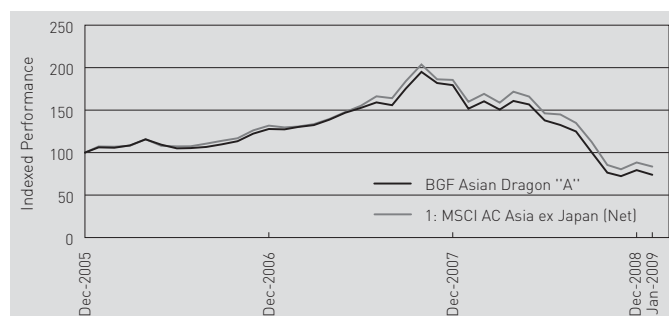
Investment Objective & Policy

The **Asian Dragon Fund** seeks to maximise total return. The Fund invests at least 70% of its total assets in the equity securities of companies domiciled in, or exercising the predominant part of their economic activity in Asia, excluding Japan.

The Base Currency of the Fund is US\$.

Launch Date and Performance Details

The Fund was launched on 2 January 1997.



ASIA PACIFIC EQUITY INCOME FUND

Investment Objective & Policy

The **Asia Pacific Equity Income Fund** seeks an above average and growing income from its equity investments without sacrificing long term capital growth. The Fund invests at least 70% of its total assets in equity securities of companies domiciled in, or exercising the predominant part of their economic activity in, the Asia Pacific region excluding Japan.

The Base Currency of the Fund is US\$.

Launch Date and Performance Details

The Fund will be launched after the date of this document, at the Directors' discretion, and therefore past performance details are not available. Confirmation of the launch date of this Fund will be available from the registered office of the Company and from the Investor Services Centre.

ASIA PACIFIC OPPORTUNITIES FUND

Investment Objective & Policy

The **Asia Pacific Opportunities Fund** seeks to maximise total return. The Fund invests, with no prescribed capitalisation limits, at least 70% of its total assets in equity securities of companies domiciled in, or exercising the predominant part of their economic activity in, the Asia Pacific region excluding Japan.

The Base Currency of the Fund is US\$.

Launch Date and Performance Details

The Fund will be launched after the date of this document, at the Directors' discretion, and therefore past performance details are not available. Confirmation of the launch date of this Fund will be available from the registered office of the Company and from the Investor Services Centre.

BRIC FUND

Investment Objective & Policy

The **BRIC Fund** seeks to maximise total return. The Fund invests at least 70% of its total assets in the equity securities of companies domiciled in, or exercising the predominant part of their economic activity in Brazil, Russia, India or Greater China.

The Base Currency of the Fund is US\$.

Launch Date and Performance Details

The Fund will be launched after the date of this document, at the Directors' discretion, and therefore past performance details are not available. Confirmation of the launch date of this Fund will be available from the registered office of the Company and from the Investor Services Centre.

CHINA FUND

Investment Objective & Policy

The **China Fund** seeks to maximise total return. The Fund invests at least 70% of its total assets in the equity securities of companies domiciled in, or exercising the predominant part of their economic activity in, the People's Republic of China.

The Base Currency of the Fund is US\$.

Launch Date and Performance Details

The Fund was launched on 24 June 2008 and therefore past performance details are not available.

CONTINENTAL EUROPEAN FLEXIBLE FUND

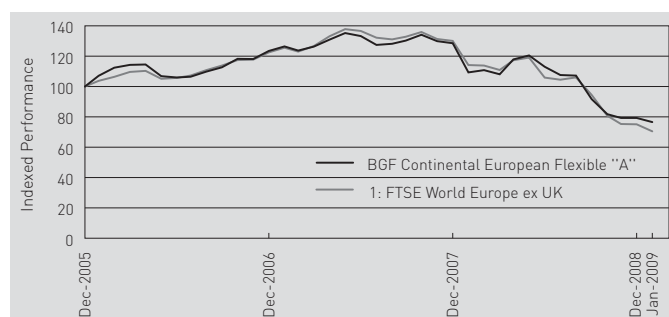
Investment Objective & Policy

The **Continental European Flexible Fund** seeks to maximise total return. The Fund invests at least 70% of its total assets in the equity securities of companies domiciled in, or exercising the predominant part of their economic activity in, Europe excluding the UK. The Fund normally invests in securities that, in the opinion of the Investment Adviser, exhibit either growth or value investment characteristics, placing an emphasis as the market outlook warrants.

The Base Currency of the Fund is €.

Launch Date and Performance Details

The Fund was launched on 24 November 1986.



EMERGING EUROPE FUND

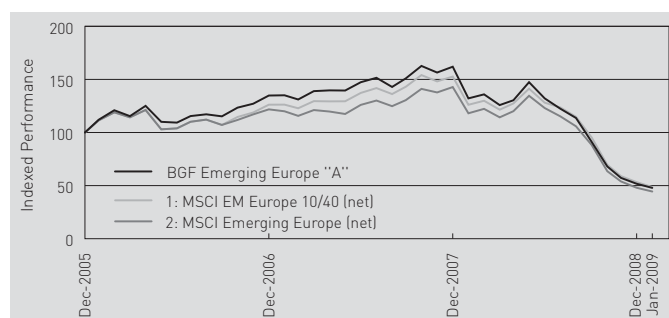
Investment Objective & Policy

The **Emerging Europe Fund** seeks to maximise total return. The Fund invests at least 70% of its total assets in the equity securities of companies domiciled in, or exercising the predominant part of their economic activity in, developing European countries. It may also invest in companies domiciled in and around, or exercising the predominant part of their economic activity in and around, the Mediterranean region.

The Base Currency of the Fund is €.

Launch Date and Performance Details

The Fund was launched on 29 December 1995.



EMERGING MARKETS FUND

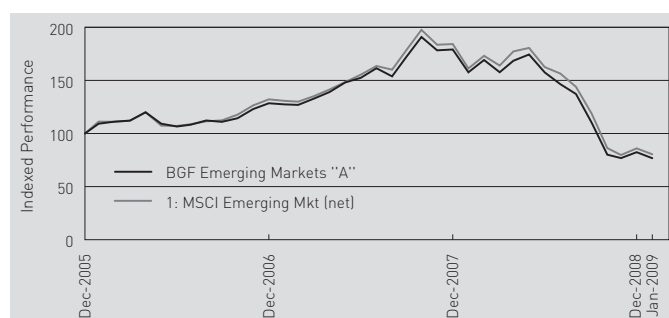
Investment Objective & Policy

The **Emerging Markets Fund** seeks to maximise total return. The Fund invests globally at least 70% of its total assets in the equity securities of companies domiciled in, or exercising the predominant part of their economic activity in, developing markets. Investment may also be made in the equity securities of companies domiciled in, or exercising the predominant part of their economic activity in, developed markets that have significant business operations in these developing markets.

The Base Currency of the Fund is US\$.

Launch Date and Performance Details

The Fund was launched on 30 November 1993.



EURO-MARKETS FUND

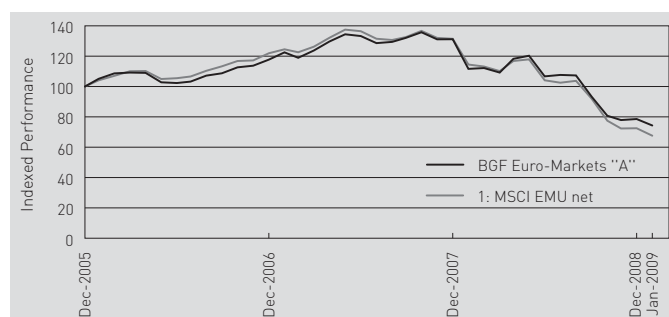
Investment Objective & Policy

The **Euro-Markets Fund** seeks to maximise total return. The Fund invests at least 70% of its total assets in the equity securities of companies domiciled in those EU Member States participating in EMU. Other exposure may include, without limitation, investments in those EU Member States that, in the opinion of the Investment Adviser, are likely to join EMU in the foreseeable future and companies based elsewhere that exercise the predominant part of their economic activity in EMU-participating countries.

The Base Currency of the Fund is €.

Launch Date and Performance Details

The Fund was launched on 4 January 1999.



EUROPEAN ENHANCED EQUITY YIELD FUND

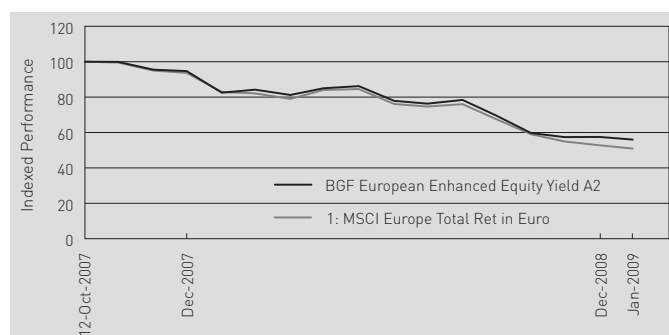
Investment Objective & Policy

The **European Enhanced Equity Yield Fund** seeks to generate a high level of income. The Fund invests at least 70% of its total assets in the equity securities of companies domiciled in, or exercising the predominant part of their economic activities in Europe. The Fund makes use of derivatives in a way that is fundamental to its investment objective in order to generate additional income.

The Base Currency of the Fund is €.

Launch Date and Performance Details

The Fund was launched on 12 October 2007.



EUROPEAN FOCUS FUND

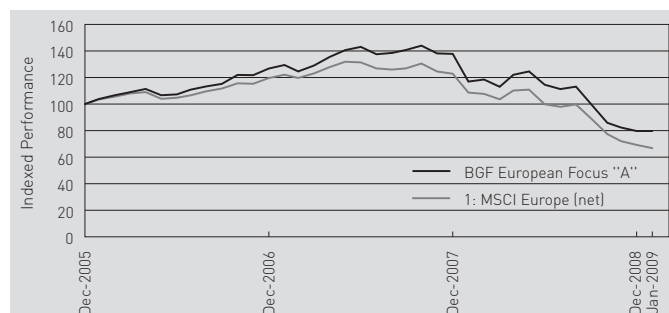
Investment Objective & Policy

The **European Focus Fund** seeks to maximise total return. The Fund invests at least 70% of its total assets in a concentrated portfolio of equity securities of companies domiciled in, or exercising the predominant part of their economic activity in Europe.

The Base Currency of the Fund is €.

Launch Date and Performance Details

The Fund was launched on 14 October 2005.



EUROPEAN FUND

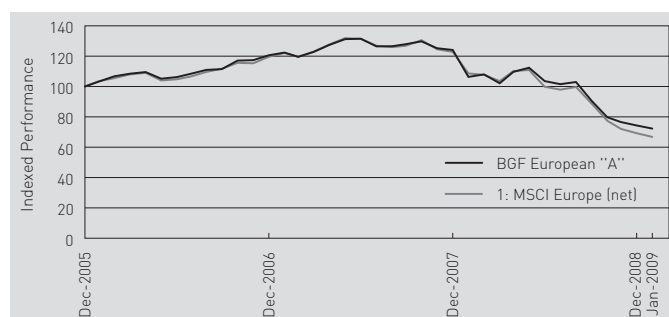
Investment Objective & Policy

The **European Fund** seeks to maximise total return. The Fund invests at least 70% of its total assets in the equity securities of companies domiciled in, or exercising the predominant part of their economic activity in, Europe.

The Base Currency of the Fund is €.

Launch Date and Performance Details

The Fund was launched on 30 November 1993.



EUROPEAN GROWTH FUND

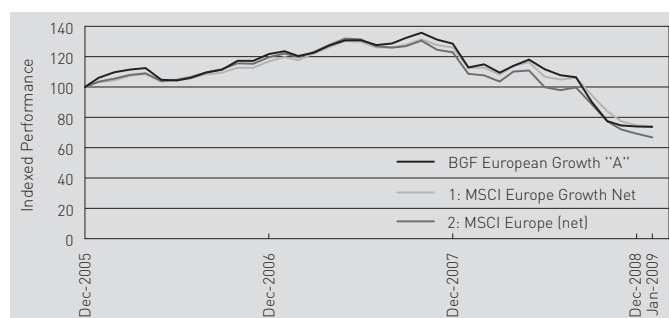
Investment Objective & Policy

The **European Growth Fund** seeks to maximise total return. The Fund invests at least 70% of its total assets in the equity securities of companies domiciled in, or exercising the predominant part of their economic activities in, Europe. The Fund places particular emphasis on companies that, in the opinion of the Investment Adviser, exhibit growth investment characteristics, such as above-average growth rates in earnings or sales and high or improving returns on capital.

The Base Currency of the Fund is €.

Launch Date and Performance Details

The Fund was launched on 14 October 2002.



EUROPEAN OPPORTUNITIES FUND

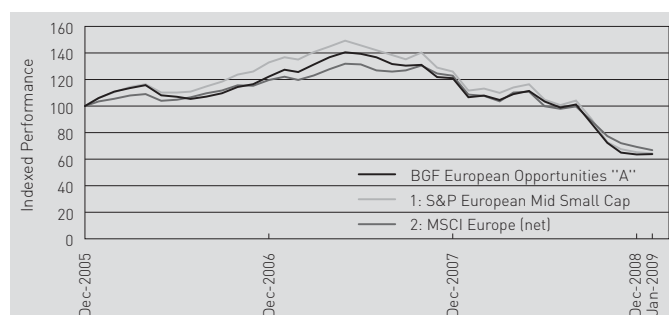
Investment Objective & Policy

The **European Opportunities Fund** seeks to maximise total return. The Fund invests at least 70% of its total assets in the equity securities of small and mid capitalisation companies domiciled in, or exercising the predominant part of their economic activity in, Europe. Small and mid capitalisation companies are considered companies which, at the time of purchase, form the bottom 40% by market capitalisation of European stock markets.

The Base Currency of the Fund is €.

Launch Date and Performance Details

The Fund was launched on 13 May 1987.



EUROPEAN VALUE FUND

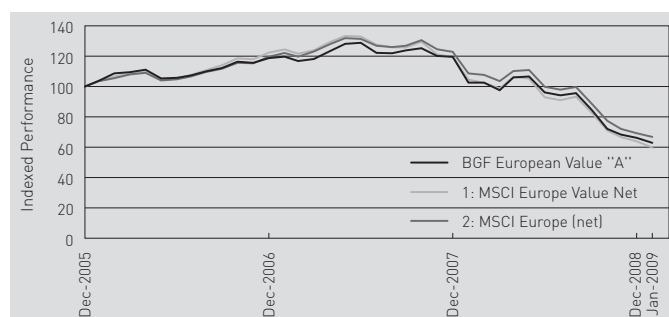
Investment Objective & Policy

The **European Value Fund** seeks to maximise total return. The Fund invests at least 70% of its total assets in the equity securities of companies domiciled in, or exercising the predominant part of their economic activity in, Europe. The Fund places particular emphasis on companies that are, in the opinion of the Investment Adviser, undervalued and therefore represent intrinsic investment value.

The Base Currency of the Fund is €.

Launch Date and Performance Details

The Fund was launched on 8 January 1997.



GLOBAL DYNAMIC EQUITY FUND

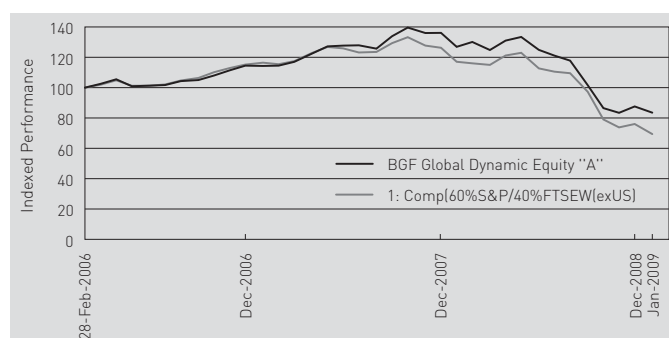
Investment Objective & Policy

The **Global Dynamic Equity Fund** seeks to maximise total return. The Fund invests globally, with no prescribed country or regional limits, at least 70% of its total assets in equity securities. The Fund will generally seek to invest in securities that are, in the opinion of the Investment Adviser, undervalued. The Fund may also invest in the equity securities of small and emerging growth companies. Currency exposure is flexibly managed.

The Base Currency of the Fund is US\$.

Launch Date and Performance Details

The Fund was launched on 28 February 2006.



GLOBAL ENHANCED EQUITY YIELD FUND

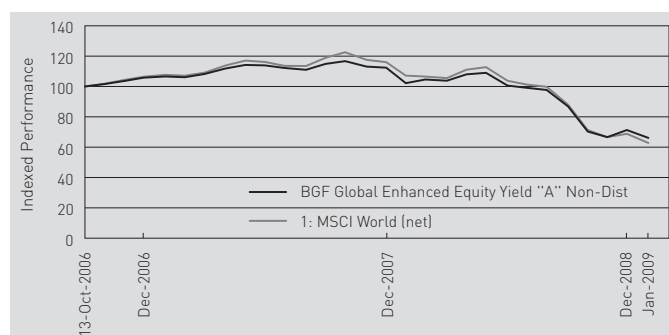
Investment Objective & Policy

The **Global Enhanced Equity Yield Fund** seeks to generate a high level of income. The Fund invests globally, with no prescribed country or regional limits, at least 70% of its total assets in equity securities. The Fund makes use of derivatives in a way that is fundamental to its investment objective in order to generate additional income.

The Base Currency of the Fund is US\$.

Launch Date and Performance Details

The Fund was launched on 13 October 2006.



GLOBAL EQUITY FUND

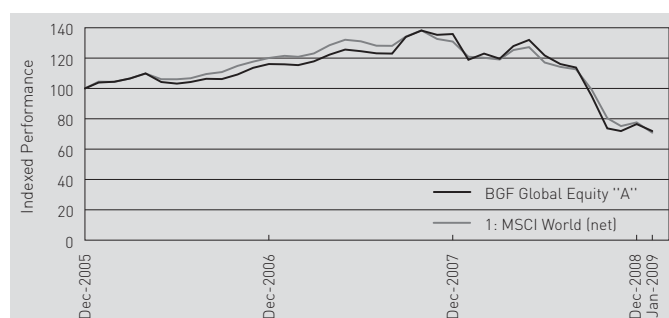
Investment Objective & Policy

The **Global Equity Fund** seeks to maximise total return. The Fund invests globally at least 70% of its total assets in the equity securities of companies domiciled in, or exercising the predominant part of their economic activity in, developed markets.

The Base Currency of the Fund is US\$.

Launch Date and Performance Details

The Fund was launched on 24 November 1986.



GLOBAL EQUITY INCOME FUND

Investment Objective & Policy

The **Global Equity Income Fund** seeks an above average income from its equity investments without sacrificing long term capital growth. The Fund invests globally at least 70% of its total assets in the equity securities of companies domiciled in, or exercising the predominant part of their economic activity in, developed markets.

The Base Currency of the Fund is US\$.

Launch Date and Performance Details

The Fund will be launched after the date of this document, at the Directors' discretion, and therefore past performance details are not available. Confirmation of the launch date of this Fund will be available from the registered office of the Company and from the Investor Services Centre.

GLOBAL OPPORTUNITIES FUND

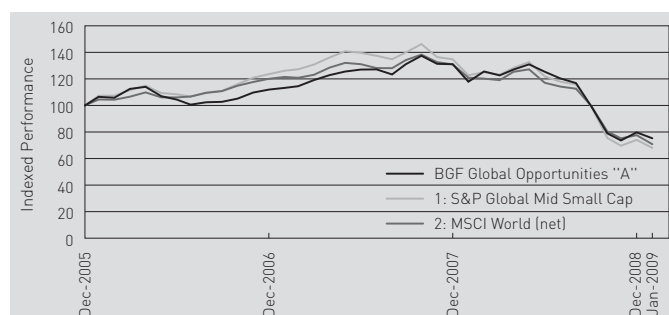
Investment Objective & Policy

The **Global Opportunities Fund** seeks to maximise total return. The Fund invests globally, with no prescribed country, regional or capitalisation limits, at least 70% of its total assets in equity securities. Currency exposure is flexibly managed.

The Base Currency of the Fund is US\$.

Launch Date and Performance Details

The Fund was launched on 29 February 1996.



GLOBAL SMALLCAP FUND

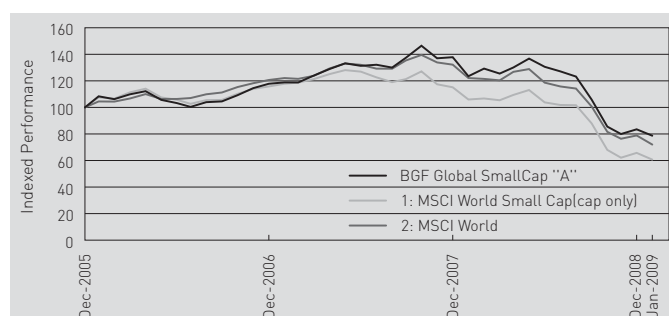
Investment Objective & Policy

The **Global SmallCap Fund** seeks to maximise total return. The Fund invests globally at least 70% of its total assets in the equity securities of smaller capitalisation companies. Smaller capitalisation companies are considered companies which, at the time of purchase, form the bottom 30% by market capitalisation of global stock markets. Although it is likely that most of the Fund's investments will be in companies located in the developed markets of North America, Europe and the Far East, the Fund may also invest in the developing markets of the world. Currency exposure is flexibly managed.

The Base Currency of the Fund is US\$.

Launch Date and Performance Details

The Fund was launched on 4 November 1994.



INDIA FUND

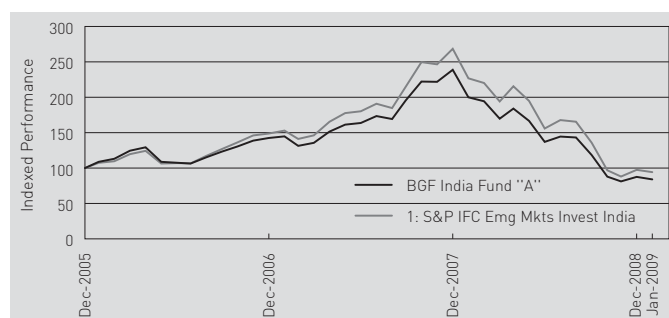
Investment Objective & Policy

The **India Fund** seeks to maximise total return. The Fund invests at least 70% of its total assets in the equity securities of companies domiciled in, or exercising the predominant part of their economic activity in, India. (In normal market conditions the Fund will invest exclusively via the Subsidiary).

The Base Currency of the Fund is US\$.

Launch Date and Performance Details

The Fund was launched on 2 February 2005.



JAPAN FOCUS FUND

Investment Objective & Policy

The **Japan Focus Fund** seeks to maximise total return. The Fund invests at least 70% of its total assets in a concentrated portfolio of equity securities of companies domiciled in, or exercising the predominant part of their economic activity in, Japan.

The Base Currency of the Fund is Yen.

Launch Date and Performance Details

The Fund will be launched after the date of this document, at the Directors' discretion, and therefore past performance details are not available. Confirmation of the launch date of this Fund will be available from the registered office of the Company and the Investor Services Centre.

JAPAN FUND

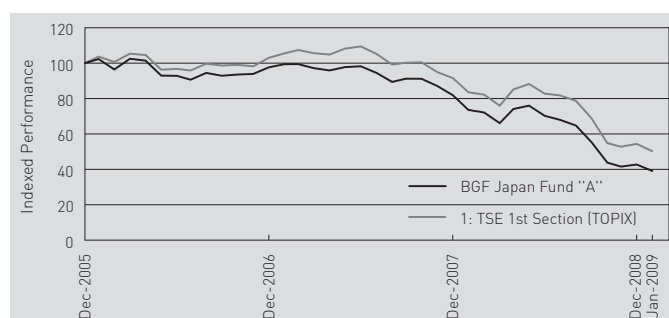
Investment Objective & Policy

The **Japan Fund** seeks to maximise total return. The Fund invests at least 70% of its total assets in the equity securities of companies domiciled in, or exercising the predominant part of their economic activity in, Japan.

The Base Currency of the Fund is Yen.

Launch Date and Performance Details

The Fund was launched on 31 December 1985.



JAPAN SMALL & MIDCAP OPPORTUNITIES FUND

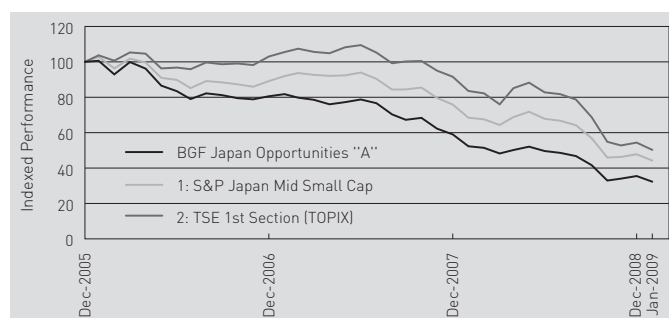
Investment Objective & Policy

The **Japan Small & MidCap Opportunities Fund** seeks to maximise total return. The Fund invests at least 70% of its total assets in the equity securities of small and mid capitalisation companies domiciled in, or exercising the predominant part of their economic activity in, Japan. Small and mid capitalisation companies are considered companies which, at the time of purchase, form the bottom 40% by market capitalisation of Japanese stock markets.

The Base Currency of the Fund is Yen.

Launch Date and Performance Details

The Fund was launched on 13 May 1987.



JAPAN VALUE FUND

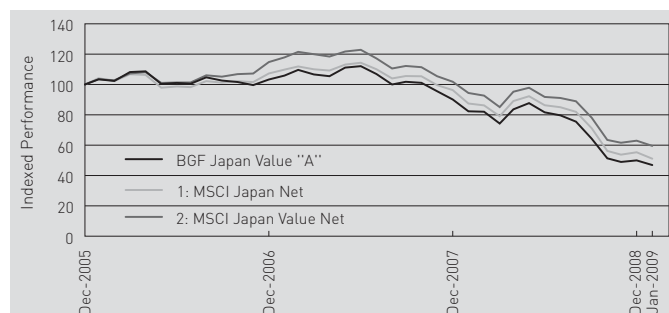
Investment Objective & Policy

The **Japan Value Fund** seeks to maximise total return. The Fund invests at least 70% of its total assets in the equity securities of companies domiciled in, or exercising the predominant part of their economic activity in Japan. The Fund places particular emphasis on companies that are, in the opinion of the Investment Adviser, undervalued and therefore represent intrinsic investment value.

The Base Currency of the Fund is Yen.

Launch Date and Performance Details

The Fund was launched on 28 February 2005.



KOREA FUND

Investment Objective & Policy

The **Korea Fund** seeks to maximise total return. The Fund invests at least 70% of its total assets in the equity securities of companies domiciled in, or exercising the predominant part of their economic activity in Korea.

The Base Currency of the Fund is US\$.

Launch Date and Performance Details

The Fund will be launched after the date of this document, at the Directors' discretion, and therefore past performance details are not available. Confirmation of the launch date of this Fund will be available from the registered office of the Company and from the Investor Services Centre.

LATIN AMERICAN FUND

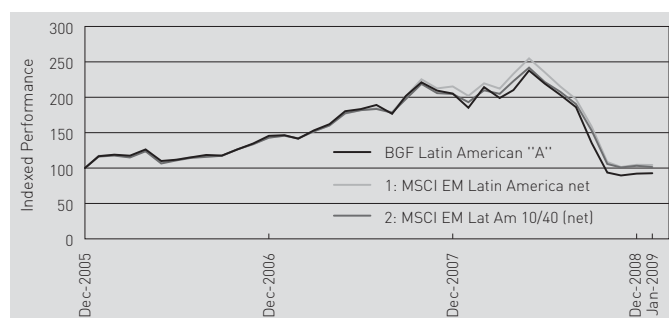
Investment Objective & Policy

The **Latin American Fund** seeks to maximise total return. The Fund invests at least 70% of its total assets in the equity securities of companies domiciled in, or exercising the predominant part of their economic activity in, Latin America.

The Base Currency of the Fund is US\$.

Launch Date and Performance Details

The Fund was launched on 8 January 1997.



MIDDLE EAST & NORTH AFRICA FUND

Investment Objective & Policy

The **Middle East & North Africa Fund** seeks to maximise total return. The Fund invests at least 70% of its total assets in the equity securities of companies domiciled in, or exercising the predominant part of their economic activity in, Middle Eastern and North African countries.

The Base Currency of the Fund is US\$.

Launch Date and Performance Details

The Fund will be launched after the date of this document, at the Directors' discretion, and therefore past performance details are not available. Confirmation of the launch date of this Fund will be available from the registered office of the Company and from the Investor Services Centre.

NEW ENERGY FUND

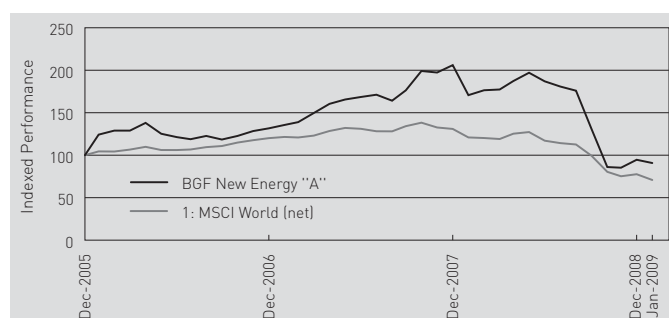
Investment Objective & Policy

The **New Energy Fund** seeks to maximise total return. The Fund invests globally at least 70% of its total assets in the equity securities of new energy companies. New energy companies are those which are engaged in alternative energy and energy technologies including renewable energy, alternative fuels, automotive and on-site power generation, materials technology, energy storage and enabling energy technologies.

The Base Currency of the Fund is US\$.

Launch Date and Performance Details

The Fund was launched on 6 April 2001.



PACIFIC EQUITY FUND

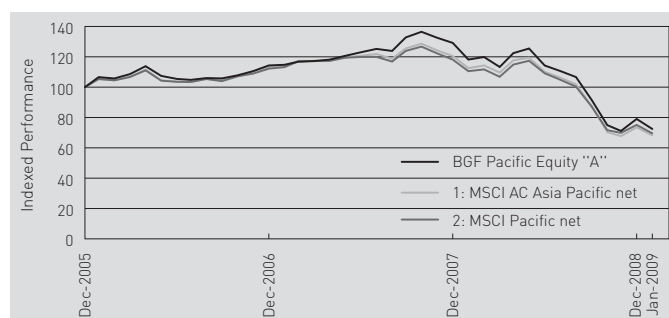
Investment Objective & Policy

The *Pacific Equity Fund* seeks to maximise total return. The Fund invests at least 70% of its total assets in the equity securities of companies domiciled in, or exercising the predominant part of their economic activity in the Asia Pacific region. Currency exposure is flexibly managed.

The Base Currency of the Fund is US\$.

Launch Date and Performance Details

The Fund was launched on 5 August 1994.



SWISS OPPORTUNITIES FUND

Investment Objective & Policy

The *Swiss Opportunities Fund* seeks to maximise total return. The Fund invests at least 70% of its total assets in the equity securities of small and mid capitalisation companies domiciled in, or exercising the predominant part of their economic activity in, Switzerland. Small and mid capitalisation companies are considered companies which, at the time of purchase, are not members of the Swiss Market Index.

The Base Currency of the Fund is CHF.

Launch Date and Performance Details

The Fund was launched on 1 August 2008 and therefore past performance details are not available.

UNITED KINGDOM FUND

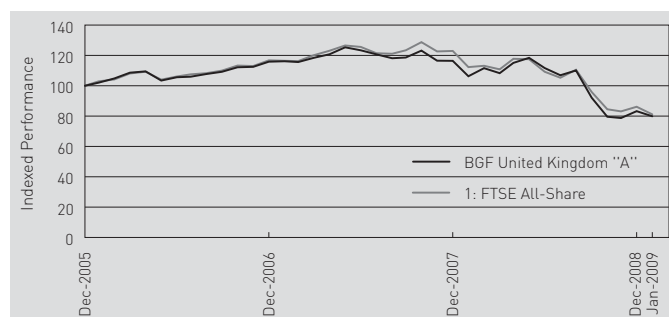
Investment Objective & Policy

The *United Kingdom Fund* seeks to maximise total return. The Fund invests at least 70% of its total assets in the equity securities of companies domiciled in, or exercising the predominant part of their economic activity in, the UK.

The Base Currency of the Fund is £.

Launch Date and Performance Details

The Fund was launched on 31 December 1985.



US BASIC VALUE FUND

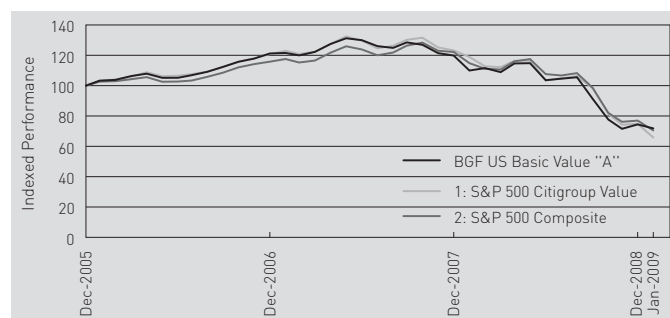
Investment Objective & Policy

The **US Basic Value Fund** seeks to maximise total return. The Fund invests at least 70% of its total assets in the equity securities of companies domiciled in, or exercising the predominant part of their economic activity in, the US. The Fund places particular emphasis on companies that are, in the opinion of the Investment Adviser, undervalued and therefore represent basic investment value.

The Base Currency of the Fund is US\$.

Launch Date and Performance Details

The Fund was launched on 8 January 1997.



US FLEXIBLE EQUITY FUND

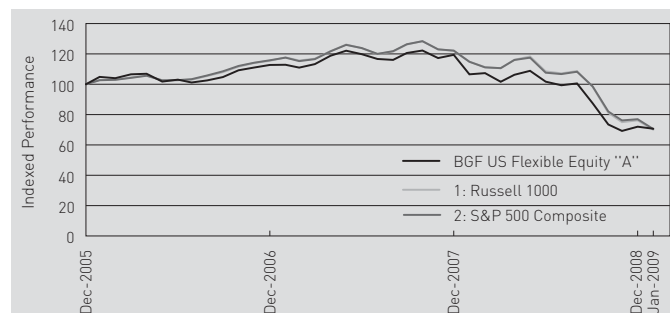
Investment Objective & Policy

The **US Flexible Equity Fund** seeks to maximise total return. The Fund invests at least 70% of its total assets in the equity securities of companies domiciled in, or exercising the predominant part of their economic activity in, the US. The Fund normally invests in securities that, in the opinion of the Investment Adviser, exhibit either growth or value investment characteristics, placing an emphasis as the market outlook warrants.

The Base Currency of the Fund is US\$.

Launch Date and Performance Details

The Fund was launched on 31 October 2002.



US FOCUSED VALUE FUND

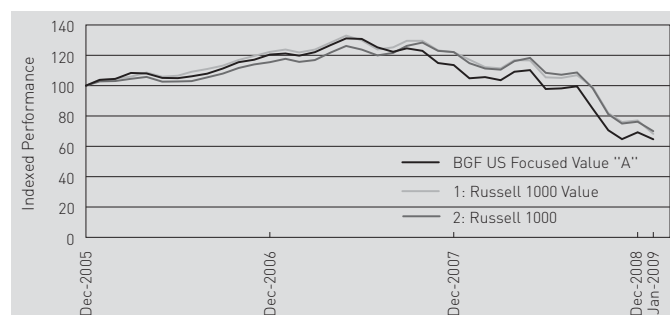
Investment Objective & Policy

The **US Focused Value Fund** seeks to maximise total return. The Fund invests at least 70% of its total assets in the equity securities of companies domiciled in, or exercising the predominant part of their economic activity in, the US. The Fund places particular emphasis on companies that are, in the opinion of the Investment Adviser, undervalued relative to its assessment of their current or prospective condition or relative to prevailing market ratios.

The Base Currency of the Fund is US\$.

Launch Date and Performance Details

The Fund was launched on 3 November 1995.



US GROWTH FUND

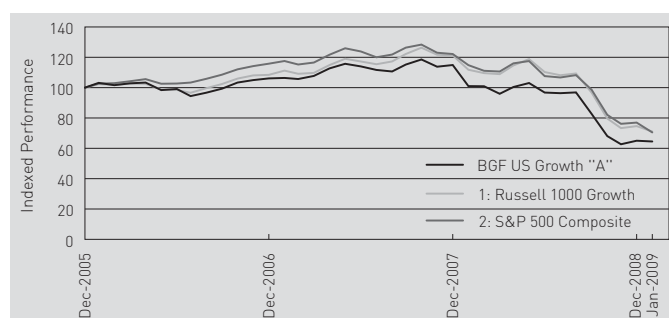
Investment Objective & Policy

The **US Growth Fund** seeks to maximise total return. The Fund invests at least 70% of its total assets in the equity securities of companies domiciled in, or exercising the predominant part of their economic activity in, the US. The Fund places particular emphasis on companies that, in the opinion of the Investment Adviser, exhibit growth investment characteristics, such as above-average growth rates in earnings or sales and high or improving returns on capital.

The Base Currency of the Fund is US\$.

Launch Date and Performance Details

The Fund was launched on 30 April 1999.



US SMALL & MIDCAP OPPORTUNITIES FUND

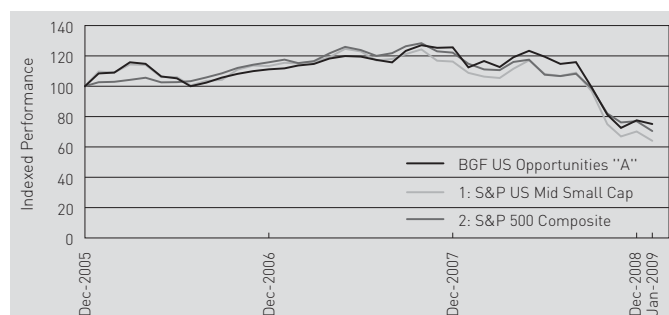
Investment Objective & Policy

The **US Small & MidCap Opportunities Fund** seeks to maximise total return. The Fund invests at least 70% of its total assets in the equity securities of small and mid capitalisation companies domiciled in, or exercising the predominant part of their economic activity in, the US. Small and mid capitalisation companies are considered companies which, at the time of purchase, form the bottom 40% by market capitalisation of US stock markets.

The Base Currency of the Fund is US\$.

Launch Date and Performance Details

The Fund was launched on 13 May 1987.



US SMALLCAP VALUE FUND

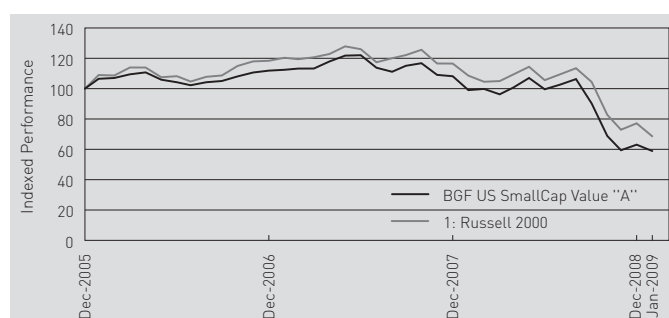
Investment Objective & Policy

The **US SmallCap Value Fund** seeks to maximise total return. The Fund invests at least 70% of its total assets in the equity securities of smaller capitalisation companies domiciled in, or exercising the predominant part of their economic activity in, the US. Smaller capitalisation companies are considered companies which, at the time of purchase, form the bottom 30% by market capitalisation of US stock markets. The Fund places particular emphasis on companies that are, in the opinion of the Investment Adviser, undervalued.

The Base Currency of the Fund is US\$.

Launch Date and Performance Details

The Fund was launched on 30 January 1998.



WORLD AGRICULTURE FUND

Investment Objective & Policy

The **World Agriculture Fund** seeks to maximise total return. The Fund invests globally at least 70% of its total assets in the equity securities of agricultural companies. Agricultural companies are those which are engaged in agriculture, agricultural chemicals, equipment and infrastructure, agricultural commodities and food, bio-fuels, crop sciences, farm land and forestry.

The Base Currency of the Fund is US\$.

Launch Date and Performance Details

The Fund will be launched after the date of this document, at the Directors' discretion, and therefore past performance details are not available. Confirmation of the launch date of this Fund will be available from the registered office of the Company and from the Investor Services Centre.

WORLD ENERGY FUND

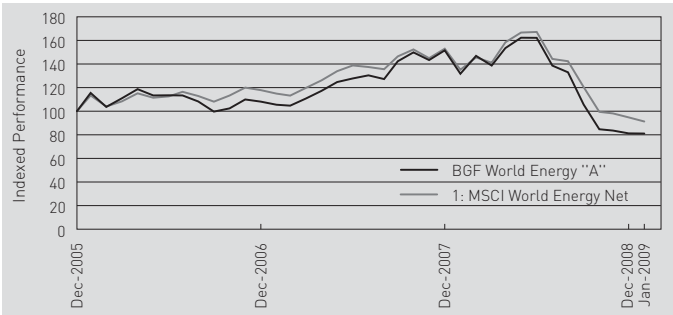
Investment Objective & Policy

The **World Energy Fund** seeks to maximise total return. The Fund invests globally at least 70% of its total assets in the equity securities of companies whose predominant economic activity is in the exploration, development, production and distribution of energy. Additionally, the Fund may invest in companies seeking to develop and exploit new energy technologies.

The Base Currency of the Fund is US\$.

Launch Date and Performance Details

The Fund was launched on 6 April 2001.



WORLD FINANCIALS FUND

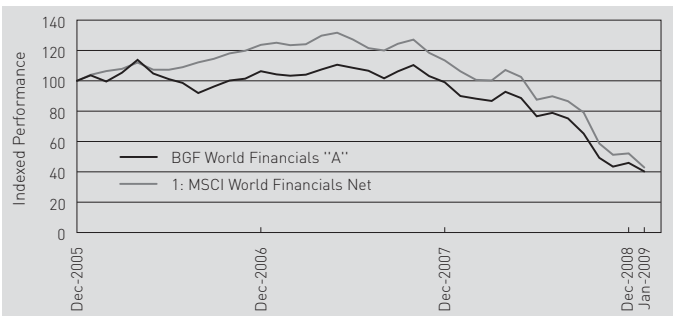
Investment Objective & Policy

The **World Financials Fund** seeks to maximise total return. The Fund invests globally at least 70% of its total assets in the equity securities of companies whose predominant economic activity is financial services.

The Base Currency of the Fund is US\$.

Launch Date and Performance Details

The Fund was launched on 3 March 2000.



WORLD GOLD FUND

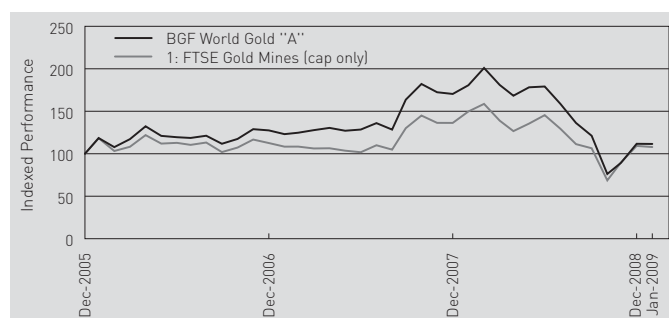
Investment Objective & Policy

The **World Gold Fund** seeks to maximise total return. The Fund invests globally at least 70% of its total assets in the equity securities of companies whose predominant economic activity is gold-mining. It may also invest in the equity securities of companies whose predominant economic activity is other precious metal or mineral and base metal or mineral mining. The Fund does not hold physical gold or metal.

The Base Currency of the Fund is US\$.

Launch Date and Performance Details

The Fund was launched on 30 December 1994.



WORLD HEALTHSCIENCE FUND

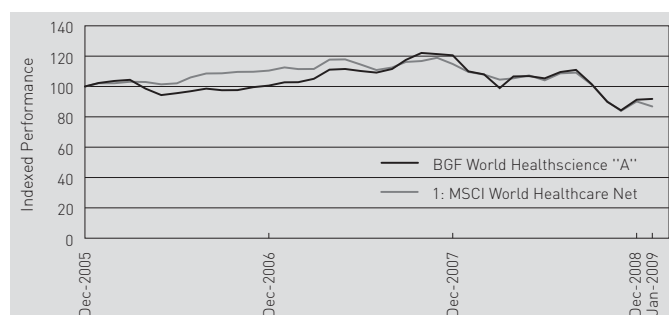
Investment Objective & Policy

The **World Healthscience Fund** seeks to maximise total return. The Fund invests globally at least 70% of its total assets in the equity securities of companies whose predominant economic activity is in healthcare, pharmaceuticals, medical technology and supplies and the development of biotechnology.

The Base Currency of the Fund is US\$.

Launch Date and Performance Details

The Fund was launched on 6 April 2001.



WORLD MINING FUND

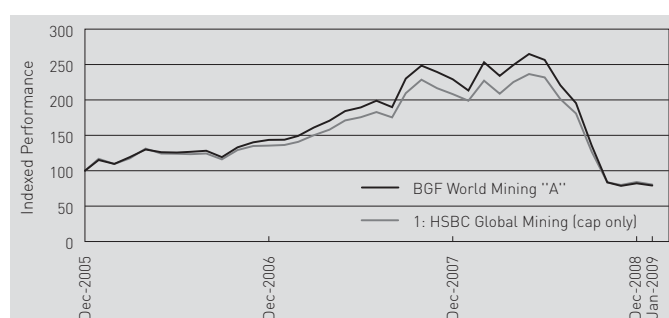
Investment Objective & Policy

The **World Mining Fund** seeks to maximise total return. The Fund invests globally at least 70% of its total assets in the equity securities of mining and metals companies whose predominant economic activity is the production of base metals and industrial minerals such as iron ore and coal. The Fund may also hold the equity securities of companies whose predominant economic activity is in gold or other precious metal or mineral mining. The Fund does not hold physical gold or metal.

The Base Currency of the Fund is US\$.

Launch Date and Performance Details

The Fund was launched on 24 March 1997.



WORLD TECHNOLOGY FUND

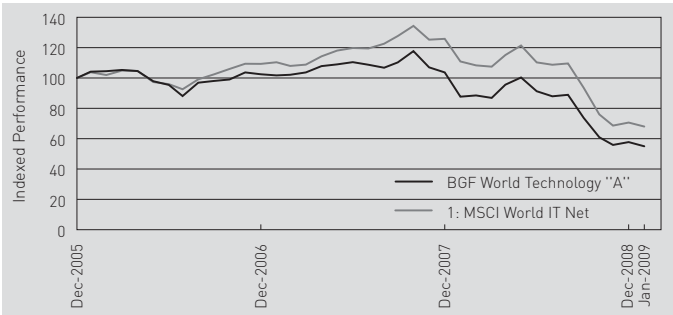
Investment Objective & Policy

The **World Technology Fund** seeks to maximise total return. The Fund invests globally at least 70% of its total assets in the equity securities of companies whose predominant economic activity is in the technology sector.

The Base Currency of the Fund is US\$.

Launch Date and Performance Details

The Fund was launched on 3 March 1995.



WORLD WATER FUND

Investment Objective & Policy

The **World Water Fund** seeks to maximise total return. The Fund invests globally at least 70% of its total assets in the equity securities of companies whose predominant economic activity is in technologies, products, services and distribution related to the water industry.

The Base Currency of the Fund is US\$.

Launch Date and Performance Details

The Fund will be launched after the date of this document, at the Directors' discretion, and therefore past performance details are not available. Confirmation of the launch date of this Fund will be available from the registered office of the Company and from the Investor Services Centre.

Appendix 2 – Risk Profile of Equity Funds

This section explains some of the risks that apply to the Funds. It does not purport to be a complete explanation and other risks may also be relevant from time to time. In particular, the Company's performance may be affected by changes in market and/or economic and political conditions, and in legal, regulatory and tax requirements.

No guarantee or representation is made that the investment program will be successful and there can be no assurance that the investment objective of the Company or a Fund will be achieved. Also, past performance is no guide to future performance, and the value of investments may go down as well as up. Changes in rates of exchange between currencies may cause the value of a Fund's investments to diminish or increase.

On establishment, a Fund will normally have no operating history upon which prospective investors may base an evaluation of performance.

Fund Name	Specific Risks
<i>European Enhanced Equity Yield Fund</i> <i>Global Enhanced Equity Yield Fund</i>	<p>Risk to Capital Growth</p> <p>Certain Funds may make distributions from capital as well as income or pursue certain investment strategies in order to generate income. Whilst this might allow more income to be distributed, it may also have the effect of reducing capital and the potential for long-term capital growth.</p>
<i>All Funds</i>	<p>Tax Considerations</p> <p>Any change in the Company's tax status or in taxation legislation could affect the value of the Investments held by the Company and affect the Company's ability to provide investor returns. Potential investors and Shareholders should note that the statements on taxation which are set out herein are based on advice which has been received by the Directors regarding the law and practice in force in the relevant jurisdiction as at the date of this Prospectus. As is the case with any investment, there can be no guarantee that the tax position or proposed tax position prevailing at the time an investment is made in the Company will endure indefinitely.</p>
<i>All Funds</i>	<p>Other Risks</p> <p>The funds may be exposed to risks that are outside of its control – for example legal risks from investments in countries with unclear and changing laws or the lack of established or effective avenues for legal redress; the risk of terrorist actions; the risk that economic and diplomatic sanctions may be in place or imposed on certain states and military action may be commenced. The impact of such events is unclear, but could have a material effect on general economic conditions and market liquidity.</p> <p>Regulators and self-regulatory organisations and exchanges are authorised to take extraordinary actions in the event of market emergencies. The effect of any future regulatory action on the Company could be substantial and adverse.</p>

Asian Dragon Fund
Asia Pacific Equity Income Fund
Asia Pacific Opportunities Fund
BRIC Fund
China Fund
Continental European Flexible Fund
Emerging Europe Fund
Emerging Markets Fund
Euro-Markets Fund
European Fund
European Enhanced Equity Yield Fund
European Focus Fund
European Growth Fund
European Opportunities Fund
European Value Fund
Global Dynamic Equity Fund
Global Enhanced Equity Yield Fund
Global Equity Fund
Global Opportunities Fund
Global SmallCap Fund
India Fund
Japan Focus Fund
Japan Small & MidCap Opportunities Fund
Japan Value Fund
Korea Fund
Latin American Fund
Middle East & North Africa Fund
New Energy Fund
Pacific Equity Fund
Swiss Opportunities Fund
United Kingdom Fund
US Focused Value Fund
US Small & MidCap Opportunities Fund
US SmallCap Value Fund
World Agriculture Fund
World Energy Fund
World Financials Fund
World Gold Fund
World Healthscience Fund
World Mining Fund
World Technology Fund
World Water Fund

Smaller Capitalisation Companies

The securities of smaller companies may be subject to more abrupt or erratic market movements than larger, more established companies or the market average in general. These companies may have limited product lines, markets or financial resources, or they may be dependent on a limited management group. Full development of those companies takes time. In addition, many small company stocks trade less frequently and in smaller volume, and may be subject to more abrupt or erratic price movements than stocks of large companies. The securities of small companies may also be more sensitive to market changes than the securities of large companies. These factors may result in above-average fluctuations in the Net Asset Value of a Fund's Shares.

New Energy Fund
World Agriculture Fund
World Energy Fund
World Financials Fund
World Gold Fund
World Healthscience Fund
World Mining Fund
World Technology Fund
World Water Fund

Funds investing in specific sectors

Investment is made in a limited number of market sectors and therefore this Fund may be more volatile than other more diversified Funds and may be subject to rapid cyclical changes in investor activity.

China Fund

European Enhanced Equity Yield Fund

Global Dynamic Equity Fund

Global Enhanced Equity Yield Fund

Japan Fund

Japan Small & MidCap Opportunities Fund

Japan Value Fund

US Basic Value Fund

US Flexible Equity Fund

US Focused Value Fund

World Energy Fund

World Gold Fund

World Mining Fund

Hedged Share Class

While the Fund or its authorised agent may attempt to hedge currency risks, there can be no guarantee that it will be successful in doing so and it may result in mismatches between the currency position of the Fund and the Hedged Share Class.

The hedging strategies may be entered into whether the Base Currency is declining or increasing in value relative to the relevant currency of the Hedged Share Class and so, where such hedging is undertaken it may substantially protect investors in the relevant Class against a decrease in the value of the Base Currency relative to the Hedged Share Class currency, but it may also preclude investors from benefiting from an increase in the value of the Base Currency.

All gains/losses or expenses arising from hedging transactions are borne separately by the shareholders of the respective Hedged Share Classes. Given that there is no segregation of liabilities between Share Classes, there is a remote risk that, under certain circumstances, currency hedging transactions in relation to one Share Class could result in liabilities which might affect the Net Asset Value of the other Share Classes of the same Fund.

Asian Dragon Fund

Asia Pacific Equity Income Fund

Asia Pacific Opportunities Fund

BRIC Fund

China Fund

Continental European Flexible Fund

Emerging Europe Fund

Emerging Markets Fund

Euro-Markets Fund

European Focus Fund

European Fund

European Growth Fund

European Opportunities Fund

European Value Fund

Global Equity Fund

Global Equity Income Fund

Global Opportunities Fund

Global SmallCap Fund

India Fund

Japan Focus Fund

Japan Fund

Japan Small & MidCap Opportunities Fund

Japan Value Fund

Korea Fund

Latin American Fund

Middle East & North Africa Fund

New Energy Fund

Pacific Equity Fund

Swiss Opportunities Fund

United Kingdom Fund

US Basic Value Fund

US Flexible Equity Fund

US Focused Value Fund

US Growth Fund

US Small & MidCap Opportunities Fund

US SmallCap Value Fund

World Agriculture Fund

World Energy Fund

World Financials Fund

World Gold Fund

World Healthscience Fund

World Mining Fund

World Technology Fund

World Water Fund

Derivatives – General

Each of the Funds may use derivatives to hedge market and currency risk, and for the purposes of efficient portfolio management. The use of derivatives may expose Funds to a higher degree of risk. In particular, derivative contracts can be highly volatile, and the amount of initial margin is generally small relative to the size of the contract so that transactions are geared. A relatively small market movement may have a potentially larger impact on derivatives than on standard bonds or equities.

European Enhanced Equity Yield Fund
Global Dynamic Equity Fund
Global Enhanced Equity Yield Fund

Derivatives – Bonds, Mixed Funds and certain Equity Funds

In addition to the above, these Funds may use derivatives to facilitate more complex efficient portfolio management techniques. In particular this may involve:

- Using swap contracts to adjust interest rate risk;
- Using currency derivatives to buy or sell currency risk;
- Writing covered call options to generate additional income;
- Using credit default swaps to buy or sell credit risk; and
- Using volatility derivatives to adjust volatility risk.

Credit Default Swaps

The use of credit default swaps normally carries a higher risk than investing in bonds directly. A credit default swap allows the transfer of default risk. This allows investors to effectively buy insurance on a bond they hold (hedging the investment) or buy protection on a bond they do not physically own in the expectation that the credit will decline in quality. One party, the protection buyer, makes a stream of payments to the seller of protection, and a payment is due to the buyer in the event that there is a “credit event” (a decline in credit quality, which will be pre-defined in the agreement). If the credit event does not occur the buyer pays all the required premiums and the swap terminates on maturity with no further payments. The risk of the buyer is therefore limited to the value of the premiums paid.

The market for credit default swaps may sometimes be more illiquid than bond markets. A Fund entering into credit default swaps must at all times be able to meet the redemption requests. Credit default swaps are valued on a regular basis according to verifiable and transparent valuation methods reviewed by the Company’s auditor.

Volatility Derivatives

The volatility of a security (or basket of securities) is a statistical measure of the speed and magnitude of changes in the price of a security (securities) over defined periods of time. Volatility derivatives are based on an underlying basket of shares, and Funds may use volatility derivatives to increase or reduce volatility risk, in order to express an investment view on the change in volatility, based on an assessment of expected developments in underlying securities markets. For example, if a significant change in the market background is expected, it is likely that the volatility of securities prices will increase as prices adapt to the new circumstances.

The Funds may only buy or sell volatility derivatives which are based on an index where:

- the composition of the index is sufficiently diversified;
- the index represents an adequate benchmark for the market to which it refers; and
- it is published in an appropriate manner.

The price of volatility derivatives may be highly volatile, and may move in a different way to the other assets of the Fund, which could have a significant effect on the Net Asset Value of a Fund’s Shares.

Asian Dragon Fund
Asia Pacific Equity Income Fund
Asia Pacific Opportunities Fund
BRIC Fund
China Fund
Continental European Flexible Fund
Emerging Europe Fund
Emerging Markets Fund
European Fund
European Enhanced Equity Yield Fund
European Focus Fund
European Growth Fund
European Opportunities Fund
European Value Fund
Global Dynamic Equity Fund
Global Enhanced Equity Yield Fund
Global Equity Fund
Global Equity Income Fund
Global Opportunities Fund
Global SmallCap Fund
India Fund
Korea Fund
Latin American Fund
Middle East & North Africa Fund
New Energy Fund
Pacific Equity Fund
World Agriculture Fund
World Energy Fund
World Financials Fund
World Gold Fund
World Healthscience Fund
World Mining Fund
World Technology Fund
World Water Fund

Emerging Markets & Sovereign Debt

Emerging markets are typically those of poorer or less developed countries which exhibit lower levels of economic and/or capital market development, and higher levels of share price and currency volatility.

The securities markets of developing countries are not as large as the more established securities markets and have substantially less trading volume, resulting in lower liquidity and higher price volatility. There may be a high concentration of market capitalisation and trading volume in a small number of issuers representing a limited number of industries as well as similarly high concentration amongst investors and financial intermediaries. These factors may adversely affect the timing and pricing of a Fund's acquisition or disposal of securities.

Some emerging markets governments exercise substantial influence over the private economic sector and the political and social uncertainties that exist for many developing countries maybe particularly significant. Another risk common to most such countries is that the economy is heavily export oriented and, accordingly, is dependent upon international trade. The existence of overburdened infrastructures and less developed financial systems also presents risks in certain countries, as do environmental problems.

Generally accepted accounting, auditing and financial reporting practices in emerging markets may be significantly different from those in developed markets. Compared to mature markets, some emerging markets may have a low level of regulation, enforcement of regulations and monitoring of investors' activities. Those activities may include practices such as trading on material non-public information by certain categories of investor.

In certain emerging markets, registrars are not subject to effective government supervision nor are they always independent from issuers. Investors should therefore be aware that the Funds concerned could suffer loss arising from these registration problems. Funds investing globally or in Europe (including the BRIC Fund) may contain investments in Russia. Any Fund investing directly in local Russian stock will limit its exposure to no more than 10% of its Net Asset Value, except for investment in securities listed on either the Russian Trading Stock Exchange or the Moscow Interbank Currency Exchange, which have been recognised as being regulated markets.

Certain developing countries are especially large debtors to commercial banks and foreign governments. Investment in debt obligations ("Sovereign Debt") issued or guaranteed by developing governments or their agencies and instrumentalities ("governmental entities") involves a high degree of risk.

Investments in China are currently subject to certain additional risks, particularly regarding the ability to deal in equity securities in China. Dealing in certain Chinese securities is restricted to licensed investors and the ability of the investor to repatriate its capital invested in those securities may be limited at times. Due to issues relating to liquidity and repatriation of capital, the Company may determine from time to time that making direct investments in certain securities may not be appropriate for a UCITS. As a result, the Company may choose to gain exposure to Chinese equity securities indirectly and may be unable to gain full exposure to the Chinese equity markets.

Asian Dragon Fund
Asia Pacific Equity Income Fund
Asia Pacific Opportunities Fund
BRIC Fund
China Fund
Continental European Flexible Fund
Emerging Europe Fund
Emerging Markets Fund
European Fund
European Enhanced Equity Yield Fund
European Focus Fund
European Growth Fund
European Opportunities Fund
European Value Fund
Global Dynamic Equity Fund
Global Enhanced Equity Yield Fund
Global Equity Fund
Global Equity Income Fund
Global SmallCap Fund
India Fund
Korea Fund
Latin American Fund
Middle East & North Africa Fund
New Energy Fund
Pacific Equity Fund
World Agriculture Fund
World Energy Fund
World Financials Fund
World Gold Fund
World Healthscience Fund
World Mining Fund
World Technology Fund
World Water Fund

Restrictions on Foreign Investment

Some countries prohibit or impose substantial restrictions on investments by foreign entities such as a Fund. As illustrations, certain countries require governmental approval prior to investments by foreign persons, or limit the amount of investment by foreign persons in a particular company, or limit the investment by foreign persons in a company to only a specific class of securities which may have less advantageous terms than securities of the company available for purchase by nationals. Certain countries may restrict investment opportunities in issuers or industries deemed important to national interests. The manner in which foreign investors may invest in companies in certain countries, as well as limitations on such investments, may have an adverse impact on the operations of a Fund.

All Funds

Financial Markets, Counterparties and Service Providers

Firms may be exposed to finance sector companies which act as a service provider or as a counterparty for financial contracts. In times of extreme market volatility, such companies may be adversely affected, with a consequent adverse affect on the activities of the Funds.

Appendix 3 – Summary of Charges & Expenses for Equity Funds

Please note the Expenses figure includes the admin fee, custody fee and Luxembourg tax. All figures are as at 29 August 2008, unless otherwise indicated.

Asian Dragon Fund

	Payable by Fund			Payable by investor	
	Management Fee	Distribution Fee	Expenses	Initial charge	CDSC
	%	%	%	%	%
Class A	1.50	0.00	0.34	5.00	0.00
Class B	1.50	1.00	0.34	0.00	4.00 to 0.00
Class C	1.50	1.25	0.34	0.00	1.00 to 0.00
Class D	0.75	0.00	0.27	5.00	0.00
Class E	1.50	0.50	0.34	3.00	0.00
Class I	0.75	0.00	N/A	0.00	0.00
Class J	0.00	0.00	N/A	0.00	0.00
Class Q	1.00	1.00	0.34	0.00	4.00 to 0.00
Class X	0.00	0.00	N/A	0.00	0.00

BRIC Fund

	Payable by Fund			Payable by investor	
	Management Fee	Distribution Fee	Expenses	Initial charge	CDSC
	%	%	%	%	%
Class A	1.50	0.00	N/A	5.00	0.00
Class B	1.50	1.00	N/A	0.00	4.00 to 0.00
Class C	1.50	1.25	N/A	0.00	1.00 to 0.00
Class D	0.75	0.00	N/A	5.00	0.00
Class E	1.50	0.50	N/A	3.00	0.00
Class I	0.75	0.00	N/A	0.00	0.00
Class J	0.00	0.00	N/A	0.00	0.00
Class X	0.00	0.00	N/A	0.00	0.00

Asia Pacific Equity Income Fund

	Payable by Fund			Payable by investor	
	Management Fee	Distribution Fee	Expenses	Initial charge	CDSC
	%	%	%	%	%
Class A	1.50	0.00	N/A	5.00	0.00
Class B	1.50	1.00	N/A	0.00	4.00 to 0.00
Class C	1.50	1.25	N/A	0.00	1.00 to 0.00
Class D	0.75	0.00	N/A	5.00	0.00
Class E	1.50	0.50	N/A	3.00	0.00
Class I	0.75	0.00	N/A	0.00	0.00
Class J	0.00	0.00	N/A	0.00	0.00
Class X	0.00	0.00	N/A	0.00	0.00

China Fund

	Payable by Fund			Payable by investor	
	Management Fee	Distribution Fee	Expenses	Initial charge	CDSC
	%	%	%	%	%
Class A	1.50	0.00	0.39	5.00	0.00
Class B	1.50	1.00	0.39	0.00	4.00 to 0.00
Class C	1.50	1.25	0.40	0.00	1.00 to 0.00
Class D	0.75	0.00	N/A	5.00	0.00
Class E	1.50	0.50	N/A	3.00	0.00
Class I	0.75	0.00	N/A	0.00	0.00
Class J	0.00	0.00	N/A	0.00	0.00
Class X	0.00	0.00	N/A	0.00	0.00

Asia Pacific Opportunities Fund

	Payable by Fund			Payable by investor	
	Management Fee	Distribution Fee	Expenses	Initial charge	CDSC
	%	%	%	%	%
Class A	1.50	0.00	N/A	5.00	0.00
Class B	1.50	1.00	N/A	0.00	4.00 to 0.00
Class C	1.50	1.25	N/A	0.00	1.00 to 0.00
Class D	0.75	0.00	N/A	5.00	0.00
Class E	1.50	0.50	N/A	3.00	0.00
Class I	0.75	0.00	N/A	0.00	0.00
Class J	0.00	0.00	N/A	0.00	0.00
Class X	0.00	0.00	N/A	0.00	0.00

Continental European Flexible Fund

	Payable by Fund			Payable by investor	
	Management Fee	Distribution Fee	Expenses	Initial charge	CDSC
	%	%	%	%	%
Class A	1.50	0.00	0.31	5.00	0.00
Class B	1.50	1.00	0.32	0.00	4.00 to 0.00
Class C	1.50	1.25	0.32	0.00	1.00 to 0.00
Class D	0.75	0.00	N/A	5.00	0.00
Class E	1.50	0.50	0.32	3.00	0.00
Class I	0.75	0.00	N/A	0.00	0.00
Class J	0.00	0.00	N/A	0.00	0.00
Class X	0.00	0.00	N/A	0.00	0.00

Emerging Europe Fund

	Payable by Fund			Payable by investor	
	Management Fee	Distribution Fee	Expenses	Initial charge	CDSC
	%	%	%	%	%
Class A	2.00	0.00	0.42	5.00	0.00
Class B	2.00	1.00	0.42	0.00	4.00 to 0.00
Class C	2.00	1.25	0.42	0.00	1.00 to 0.00
Class D	1.00	0.00	0.22	5.00	0.00
Class E	2.00	0.50	0.41	3.00	0.00
Class I	1.00	0.00	0.16	0.00	0.00
Class J	0.00	0.00	0.16	0.00	0.00
Class Q	2.00	1.25	0.41	0.00	4.00 to 0.00
Class X	0.00	0.00	0.15	0.00	0.00

Emerging Markets Fund

	Payable by Fund			Payable by investor	
	Management Fee	Distribution Fee	Expenses	Initial charge	CDSC
	%	%	%	%	%
Class A	1.50	0.00	0.35	5.00	0.00
Class B	1.50	1.00	0.34	0.00	4.00 to 0.00
Class C	1.50	1.25	0.34	0.00	1.00 to 0.00
Class D	0.75	0.00	0.31	5.00	0.00
Class E	1.50	0.50	0.34	3.00	0.00
Class I	0.75	0.00	N/A	0.00	0.00
Class J	0.00	0.00	N/A	0.00	0.00
Class Q	1.50	1.25	0.34	0.00	4.00 to 0.00
Class X	0.00	0.00	N/A	0.00	0.00

Euro-Markets Fund

	Payable by Fund			Payable by investor	
	Management Fee	Distribution Fee	Expenses	Initial charge	CDSC
	%	%	%	%	%
Class A	1.50	0.00	0.33	5.00	0.00
Class B	1.50	1.00	0.33	0.00	4.00 to 0.00
Class C	1.50	1.25	0.33	0.00	1.00 to 0.00
Class D	0.75	0.00	0.20	5.00	0.00
Class E	1.50	0.50	0.33	3.00	0.00
Class I	0.75	0.00	N/A	0.00	0.00
Class J	0.00	0.00	N/A	0.00	0.00
Class Q	1.15	1.25	0.32	0.00	4.00 to 0.00
Class X	0.00	0.00	N/A	0.00	0.00

European Enhanced Equity Yield Fund

	Payable by Fund			Payable by investor	
	Management Fee	Distribution Fee	Expenses	Initial charge	CDSC
	%	%	%	%	%
Class A	1.50	0.00	0.31	5.00	0.00
Class B	1.50	1.00	0.31	0.00	4.00 to 0.00
Class C	1.50	1.25	0.31	0.00	1.00 to 0.00
Class D	0.75	0.00	N/A	5.00	0.00
Class E	1.50	0.50	0.41	3.00	0.00
Class I	0.75	0.00	N/A	0.00	0.00
Class J	0.00	0.00	N/A	0.00	0.00
Class X	0.00	0.00	N/A	0.00	0.00

European Focus Fund

	Payable by Fund			Payable by investor	
	Management Fee	Distribution Fee	Expenses	Initial charge	CDSC
	%	%	%	%	%
Class A	1.75	0.00	0.32	5.00	0.00
Class B	1.75	1.00	0.32	0.00	4.00 to 0.00
Class C	1.75	1.25	0.32	0.00	1.00 to 0.00
Class D	1.00	0.00	N/A	5.00	0.00
Class E	1.75	0.50	0.32	3.00	0.00
Class I	1.00	0.00	N/A	0.00	0.00
Class J	0.00	0.00	N/A	0.00	0.00
Class X	0.00	0.00	N/A	0.00	0.00

European Fund

	Payable by Fund			Payable by investor	
	Management Fee	Distribution Fee	Expenses	Initial charge	CDSC
	%	%	%	%	%
Class A	1.50	0.00	0.31	5.00	0.00
Class B	1.50	1.00	0.31	0.00	4.00 to 0.00
Class C	1.50	1.25	0.31	0.00	1.00 to 0.00
Class D	0.75	0.00	0.26	5.00	0.00
Class E	1.50	0.50	0.31	3.00	0.00
Class I	0.75	0.00	N/A	0.00	0.00
Class J	0.00	0.00	N/A	0.00	0.00
Class Q	1.15	1.25	0.31	0.00	4.00 to 0.00
Class X	0.00	0.00	N/A	0.00	0.00

European Growth Fund

	Payable by Fund			Payable by investor	
	Management Fee	Distribution Fee	Expenses	Initial charge	CDSC
	%	%	%	%	%
Class A	1.50	0.00	0.28	5.00	0.00
Class B	1.50	1.00	0.30	0.00	4.00 to 0.00
Class C	1.50	1.25	0.31	0.00	1.00 to 0.00
Class D	0.75	0.00	0.21	5.00	0.00
Class E	1.50	0.50	0.31	3.00	0.00
Class I	0.75	0.00	N/A	0.00	0.00
Class J	0.00	0.00	N/A	0.00	0.00
Class X	0.00	0.00	N/A	0.00	0.00

European Opportunities Fund

	Payable by Fund			Payable by investor	
	Management Fee	Distribution Fee	Expenses	Initial charge	CDSC
	%	%	%	%	%
Class A	1.75	0.00	0.32	5.00	0.00
Class B	1.75	1.00	0.32	0.00	4.00 to 0.00
Class C	1.75	1.25	0.32	0.00	1.00 to 0.00
Class D	1.00	0.00	0.31	5.00	0.00
Class E	1.75	0.50	0.32	3.00	0.00
Class I	1.00	0.00	N/A	0.00	0.00
Class J	0.00	0.00	N/A	0.00	0.00
Class Q	1.75	1.25	0.32	0.00	4.00 to 0.00
Class X	0.00	0.00	N/A	0.00	0.00

European Value Fund

	Payable by Fund			Payable by investor	
	Management Fee	Distribution Fee	Expenses	Initial charge	CDSC
	%	%	%	%	%
Class A	1.50	0.00	0.31	5.00	0.00
Class B	1.50	1.00	0.32	0.00	4.00 to 0.00
Class C	1.50	1.25	0.31	0.00	1.00 to 0.00
Class D	0.75	0.00	0.31	5.00	0.00
Class E	1.50	0.50	0.31	3.00	0.00
Class I	0.75	0.00	N/A	0.00	0.00
Class J	0.00	0.00	N/A	0.00	0.00
Class Q	1.00	1.00	0.31	0.00	4.00 to 0.00
Class X	0.00	0.00	N/A	0.00	0.00

Global Dynamic Equity Fund

	Payable by Fund			Payable by investor	
	Management Fee	Distribution Fee	Expenses	Initial charge	CDSC
	%	%	%	%	%
Class A	1.50	0.00	0.34	5.00	0.00
Class B	1.50	1.00	0.33	0.00	4.00 to 0.00
Class C	1.50	1.25	0.33	0.00	1.00 to 0.00
Class D	0.75	0.00	0.32	5.00	0.00
Class E	1.50	0.50	0.35	3.00	0.00
Class I	0.75	0.00	N/A	0.00	0.00
Class J	0.00	0.00	N/A	0.00	0.00
Class Q	1.00	1.00	0.29	0.00	4.00 to 0.00
Class X	0.00	0.00	0.06	0.00	0.00

Global Enhanced Equity Yield Fund

	Payable by Fund			Payable by investor	
	Management Fee	Distribution Fee	Expenses	Initial charge	CDSC
	%	%	%	%	%
Class A	1.50	0.00	0.31	5.00	0.00
Class B	1.50	1.00	0.32	0.00	4.00 to 0.00
Class C	1.50	1.25	0.31	0.00	1.00 to 0.00
Class D	0.75	0.00	N/A	5.00	0.00
Class E	1.50	0.50	0.26	3.00	0.00
Class I	0.75	0.00	N/A	0.00	0.00
Class J	0.00	0.00	N/A	0.00	0.00
Class X	0.00	0.00	N/A	0.00	0.00

Global Equity Fund

	Payable by Fund			Payable by investor	
	Management Fee	Distribution Fee	Expenses	Initial charge	CDSC
	%	%	%	%	%
Class A	1.50	0.00	0.32	5.00	0.00
Class B	1.50	1.00	0.31	0.00	4.00 to 0.00
Class C	1.50	1.25	0.32	0.00	1.00 to 0.00
Class D	0.75	0.00	N/A	5.00	0.00
Class E	1.50	0.50	0.31	3.00	0.00
Class I	0.75	0.00	N/A	0.00	0.00
Class J	0.00	0.00	N/A	0.00	0.00
Class Q	1.15	1.25	0.31	0.00	4.00 to 0.00
Class X	0.00	0.00	N/A	0.00	0.00

Global Equity Income Fund

	Payable by Fund			Payable by investor	
	Management Fee	Distribution Fee	Expenses	Initial charge	CDSC
	%	%	%	%	%
Class A	1.50	0.00	N/A	5.00	0.00
Class B	1.50	1.00	N/A	0.00	4.00 to 0.00
Class C	1.50	1.25	N/A	0.00	1.00 to 0.00
Class D	0.75	0.00	N/A	5.00	0.00
Class E	1.50	0.50	N/A	3.00	0.00
Class I	0.75	0.00	N/A	0.00	0.00
Class J	0.00	0.00	N/A	0.00	0.00
Class X	0.00	0.00	N/A	0.00	0.00

Global Opportunities Fund

	Payable by Fund			Payable by investor	
	Management Fee	Distribution Fee	Expenses	Initial charge	CDSC
	%	%	%	%	%
Class A	1.50	0.00	0.32	5.00	0.00
Class B	1.50	1.00	0.32	0.00	4.00 to 0.00
Class C	1.50	1.25	0.31	0.00	1.00 to 0.00
Class D	0.75	0.00	N/A	5.00	0.00
Class E	1.50	0.50	0.32	3.00	0.00
Class I	0.75	0.00	N/A	0.00	0.00
Class J	0.00	0.00	N/A	0.00	0.00
Class Q	1.50	1.25	0.32	0.00	4.00 to 0.00
Class X	0.00	0.00	N/A	0.00	0.00

Global SmallCap Fund

	Payable by Fund			Payable by investor	
	Management Fee	Distribution Fee	Expenses	Initial charge	CDSC
	%	%	%	%	%
Class A	1.50	0.00	0.31	5.00	0.00
Class B	1.50	1.00	0.32	0.00	4.00 to 0.00
Class C	1.50	1.25	0.32	0.00	1.00 to 0.00
Class D	0.75	0.00	0.32	5.00	0.00
Class E	1.50	0.50	0.32	3.00	0.00
Class I	0.75	0.00	N/A	0.00	0.00
Class J	0.00	0.00	N/A	0.00	0.00
Class Q	1.00	1.00	0.32	0.00	4.00 to 0.00
Class X	0.00	0.00	N/A	0.00	0.00

India Fund

	Payable by Fund			Payable by investor	
	Management Fee	Distribution Fee	Expenses	Initial charge	CDSC
	%	%	%	%	%
Class A	1.50	0.00	0.33	5.00	0.00
Class B	1.50	1.00	0.31	0.00	4.00 to 0.00
Class C	1.50	1.25	0.32	0.00	1.00 to 0.00
Class D	0.75	0.00	0.12	5.00	0.00
Class E	1.50	0.50	0.33	3.00	0.00
Class I	0.75	0.00	N/A	0.00	0.00
Class J	0.00	0.00	N/A	0.00	0.00
Class X	0.00	0.00	0.07	0.00	0.00

Japan Focus Fund

	Payable by Fund			Payable by investor	
	Management Fee	Distribution Fee	Expenses	Initial charge	CDSC
	%	%	%	%	%
Class A	1.75	0.00	N/A	5.00	0.00
Class B	1.75	1.00	N/A	0.00	4.00 to 0.00
Class C	1.75	1.25	N/A	0.00	1.00 to 0.00
Class D	1.00	0.00	N/A	5.00	0.00
Class E	1.75	0.50	N/A	3.00	0.00
Class I	1.00	0.00	N/A	0.00	0.00
Class J	0.00	0.00	N/A	0.00	0.00
Class X	0.00	0.00	N/A	0.00	0.00

Japan Fund

	Payable by Fund			Payable by investor	
	Management Fee	Distribution Fee	Expenses	Initial charge	CDSC
	%	%	%	%	%
Class A	1.50	0.00	0.31	5.00	0.00
Class B	1.50	1.00	0.31	0.00	4.00 to 0.00
Class C	1.50	1.25	0.31	0.00	1.00 to 0.00
Class D	0.75	0.00	0.27	5.00	0.00
Class E	1.50	0.50	0.31	3.00	0.00
Class I	0.75	0.00	N/A	0.00	0.00
Class J	0.00	0.00	N/A	0.00	0.00
Class Q	1.15	1.25	0.31	0.00	4.00 to 0.00
Class X	0.00	0.00	N/A	0.00	0.00

Japan Small & MidCap Opportunities Fund

	Payable by Fund			Payable by investor	
	Management Fee	Distribution Fee	Expenses	Initial charge	CDSC
	%	%	%	%	%
Class A	1.75	0.00	0.30	5.00	0.00
Class B	1.75	1.00	0.31	0.00	4.00 to 0.00
Class C	1.75	1.25	0.30	0.00	1.00 to 0.00
Class D	1.00	0.00	0.06	5.00	0.00
Class E	1.75	0.50	0.31	3.00	0.00
Class I	1.00	0.00	N/A	0.00	0.00
Class J	0.00	0.00	N/A	0.00	0.00
Class Q	1.75	1.25	0.31	0.00	4.00 to 0.00
Class X	0.00	0.00	N/A	0.00	0.00

Latin American Fund

	Payable by Fund			Payable by investor	
	Management Fee	Distribution Fee	Expenses	Initial charge	CDSC
	%	%	%	%	%
Class A	1.75	0.00	0.33	5.00	0.00
Class B	1.75	1.00	0.33	0.00	4.00 to 0.00
Class C	1.75	1.25	0.33	0.00	1.00 to 0.00
Class D	1.00	0.00	0.14	5.00	0.00
Class E	1.75	0.50	0.33	3.00	0.00
Class I	1.00	0.00	N/A	0.00	0.00
Class J	0.00	0.00	0.06	0.00	0.00
Class Q	1.00	1.00	0.33	0.00	4.00 to 0.00
Class X	0.00	0.00	N/A	0.00	0.00

Japan Value Fund

	Payable by Fund			Payable by investor	
	Management Fee	Distribution Fee	Expenses	Initial charge	CDSC
	%	%	%	%	%
Class A	1.50	0.00	0.32	5.00	0.00
Class B	1.50	1.00	0.31	0.00	4.00 to 0.00
Class C	1.50	1.25	0.31	0.00	1.00 to 0.00
Class D	0.75	0.00	0.26	5.00	0.00
Class E	1.50	0.50	0.31	3.00	0.00
Class I	0.75	0.00	N/A	0.00	0.00
Class J	0.00	0.00	N/A	0.00	0.00
Class X	0.00	0.00	N/A	0.00	0.00

Middle East & North Africa Fund

	Payable by Fund			Payable by investor	
	Management Fee	Distribution Fee	Expenses	Initial charge	CDSC
	%	%	%	%	%
Class A	2.00	0.00	N/A	5.00	0.00
Class B	2.00	1.00	N/A	0.00	4.00 to 0.00
Class C	2.00	1.25	N/A	0.00	1.00 to 0.00
Class D	1.00	0.00	N/A	5.00	0.00
Class E	2.00	0.50	N/A	3.00	0.00
Class I	1.00	0.00	N/A	0.00	0.00
Class J	0.00	0.00	N/A	0.00	0.00
Class X	0.00	0.00	N/A	0.00	0.00

Korea Fund

	Payable by Fund			Payable by investor	
	Management Fee	Distribution Fee	Expenses	Initial charge	CDSC
	%	%	%	%	%
Class A	1.50	0.00	N/A	5.00	0.00
Class B	1.50	1.00	N/A	0.00	4.00 to 0.00
Class C	1.50	1.25	N/A	0.00	1.00 to 0.00
Class D	0.75	0.00	N/A	5.00	0.00
Class E	1.50	0.50	N/A	3.00	0.00
Class I	0.75	0.00	N/A	0.00	0.00
Class J	0.00	0.00	N/A	0.00	0.00
Class X	0.00	0.00	N/A	0.00	0.00

New Energy Fund

	Payable by Fund			Payable by investor	
	Management Fee	Distribution Fee	Expenses	Initial charge	CDSC
	%	%	%	%	%
Class A	1.75	0.00	0.32	5.00	0.00
Class B	1.75	1.00	0.32	0.00	4.00 to 0.00
Class C	1.75	1.25	0.32	0.00	1.00 to 0.00
Class D	1.00	0.00	0.15	5.00	0.00
Class E	1.75	0.50	0.32	3.00	0.00
Class I	1.00	0.00	0.05	0.00	0.00
Class J	0.00	0.00	N/A	0.00	0.00
Class Q	1.75	1.25	0.32	0.00	4.00 to 0.00
Class X	0.00	0.00	N/A	0.00	0.00

Pacific Equity Fund

	Payable by Fund			Payable by investor	
	Management Fee	Distribution Fee	Expenses	Initial charge	CDSC
	%	%	%	%	%
Class A	1.50	0.00	0.33	5.00	0.00
Class B	1.50	1.00	0.33	0.00	4.00 to 0.00
Class C	1.50	1.25	0.33	0.00	1.00 to 0.00
Class D	0.75	0.00	0.30	5.00	0.00
Class E	1.50	0.50	0.33	3.00	0.00
Class I	0.75	0.00	N/A	0.00	0.00
Class J	0.00	0.00	N/A	0.00	0.00
Class Q	1.15	1.00	0.33	0.00	4.00 to 0.00
Class X	0.00	0.00	N/A	0.00	0.00

US Basic Value Fund

	Payable by Fund			Payable by investor	
	Management Fee	Distribution Fee	Expenses	Initial charge	CDSC
	%	%	%	%	%
Class A	1.50	0.00	0.31	5.00	0.00
Class B	1.50	1.00	0.31	0.00	4.00 to 0.00
Class C	1.50	1.25	0.31	0.00	1.00 to 0.00
Class D	0.75	0.00	0.13	5.00	0.00
Class E	1.50	0.50	0.30	3.00	0.00
Class I	0.75	0.00	N/A	0.00	0.00
Class J	0.00	0.00	N/A	0.00	0.00
Class Q	1.00	1.00	0.31	0.00	4.00 to 0.00
Class X	0.00	0.00	N/A	0.00	0.00

Swiss Opportunities Fund

	Payable by Fund			Payable by investor	
	Management Fee	Distribution Fee	Expenses	Initial charge	CDSC
	%	%	%	%	%
Class A	1.50	0.00	0.33	5.00	0.00
Class B	1.50	1.00	N/A	0.00	4.00 to 0.00
Class C	1.50	1.25	N/A	0.00	1.00 to 0.00
Class D	0.75	0.00	0.29	5.00	0.00
Class E	1.50	0.50	N/A	3.00	0.00
Class I	0.75	0.00	N/A	0.00	0.00
Class J	0.00	0.00	N/A	0.00	0.00
Class X	0.00	0.00	N/A	0.00	0.00

US Flexible Equity Fund

	Payable by Fund			Payable by investor	
	Management Fee	Distribution Fee	Expenses	Initial charge	CDSC
	%	%	%	%	%
Class A	1.50	0.00	0.31	5.00	0.00
Class B	1.50	1.00	0.31	0.00	4.00 to 0.00
Class C	1.50	1.25	0.31	0.00	1.00 to 0.00
Class D	0.75	0.00	0.14	5.00	0.00
Class E	1.50	0.50	0.30	3.00	0.00
Class I	0.75	0.00	N/A	0.00	0.00
Class J	0.00	0.00	N/A	0.00	0.00
Class Q	1.15	1.25	0.31	0.00	4.00 to 0.00
Class X	0.00	0.00	0.04	0.00	0.00

United Kingdom Fund

	Payable by Fund			Payable by investor	
	Management Fee	Distribution Fee	Expenses	Initial charge	CDSC
	%	%	%	%	%
Class A	1.50	0.00	0.31	5.00	0.00
Class B	1.50	1.00	0.31	0.00	4.00 to 0.00
Class C	1.50	1.25	0.31	0.00	1.00 to 0.00
Class D	0.75	0.00	0.31	5.00	0.00
Class E	1.50	0.50	0.30	3.00	0.00
Class I	0.75	0.00	N/A	0.00	0.00
Class J	0.00	0.00	N/A	0.00	0.00
Class Q	1.15	1.25	0.30	0.00	4.00 to 0.00
Class X	0.00	0.00	N/A	0.00	0.00

US Focused Value Fund

	Payable by Fund			Payable by investor	
	Management Fee	Distribution Fee	Expenses	Initial charge	CDSC
	%	%	%	%	%
Class A	1.50	0.00	0.30	5.00	0.00
Class B	1.50	1.00	0.31	0.00	4.00 to 0.00
Class C	1.50	1.25	0.31	0.00	1.00 to 0.00
Class D	0.75	0.00	0.07	5.00	0.00
Class E	1.50	0.50	0.30	3.00	0.00
Class I	0.75	0.00	N/A	0.00	0.00
Class J	0.00	0.00	N/A	0.00	0.00
Class Q	1.00	1.00	0.31	0.00	4.00 to 0.00
Class X	0.00	0.00	N/A	0.00	0.00

US Growth Fund

	Payable by Fund			Payable by investor	
	Management	Distribution	Expenses	Initial	CDSC
	Fee	Fee		charge	
	%	%	%	%	%
Class A	1.50	0.00	0.31	5.00	0.00
Class B	1.50	1.00	0.31	0.00	4.00 to 0.00
Class C	1.50	1.25	0.31	0.00	1.00 to 0.00
Class D	0.75	0.00	N/A	5.00	0.00
Class E	1.50	0.50	0.31	3.00	0.00
Class I	0.75	0.00	N/A	0.00	0.00
Class J	0.00	0.00	N/A	0.00	0.00
Class Q	1.00	1.00	0.31	0.00	4.00 to 0.00
Class X	0.00	0.00	0.30	0.00	0.00

US Small & MidCap Opportunities Fund

	Payable by Fund			Payable by investor	
	Management	Distribution	Expenses	Initial	CDSC
	Fee	Fee		charge	
	%	%	%	%	%
Class A	1.50	0.00	0.29	5.00	0.00
Class B	1.50	1.00	0.29	0.00	4.00 to 0.00
Class C	1.50	1.25	0.30	0.00	1.00 to 0.00
Class D	0.75	0.00	0.31	5.00	0.00
Class E	1.50	0.50	0.28	3.00	0.00
Class I	0.75	0.00	N/A	0.00	0.00
Class J	0.00	0.00	N/A	0.00	0.00
Class Q	1.50	1.25	0.27	0.00	4.00 to 0.00
Class X	0.00	0.00	N/A	0.00	0.00

US SmallCap Value Fund

	Payable by Fund			Payable by investor	
	Management	Distribution	Expenses	Initial	CDSC
	Fee	Fee		charge	
	%	%	%	%	%
Class A	1.50	0.00	0.30	5.00	0.00
Class B	1.50	1.00	0.31	0.00	4.00 to 0.00
Class C	1.50	1.25	0.30	0.00	1.00 to 0.00
Class D	0.75	0.00	N/A	5.00	0.00
Class E	1.50	0.50	0.32	3.00	0.00
Class I	0.75	0.00	N/A	0.00	0.00
Class J	0.00	0.00	N/A	0.00	0.00
Class Q	1.00	1.00	0.31	0.00	4.00 to 0.00
Class X	0.00	0.00	N/A	0.00	0.00

World Agriculture Fund

	Payable by Fund			Payable by investor	
	Management	Distribution	Expenses	Initial	CDSC
	Fee	Fee		charge	
	%	%	%	%	%
Class A	1.75	0.00	N/A	5.00	0.00
Class B	1.75	1.00	N/A	0.00	4.00 to 0.00
Class C	1.75	1.25	N/A	0.00	1.00 to 0.00
Class D	1.00	0.00	N/A	5.00	0.00
Class E	1.75	0.50	N/A	3.00	0.00
Class I	1.00	0.00	N/A	0.00	0.00
Class J	0.00	0.00	N/A	0.00	0.00
Class X	0.00	0.00	N/A	0.00	0.00

World Energy Fund

	Payable by Fund			Payable by investor	
	Management	Distribution	Expenses	Initial	CDSC
	Fee	Fee		charge	
	%	%	%	%	%
Class A	1.75	0.00	0.32	5.00	0.00
Class B	1.75	1.00	0.32	0.00	4.00 to 0.00
Class C	1.75	1.25	0.32	0.00	1.00 to 0.00
Class D	1.00	0.00	0.18	5.00	0.00
Class E	1.75	0.50	0.32	3.00	0.00
Class I	1.00	0.00	N/A	0.00	0.00
Class J	0.00	0.00	N/A	0.00	0.00
Class Q	1.75	1.25	0.32	0.00	4.00 to 0.00
Class X	0.00	0.00	0.05	0.00	0.00

World Financials Fund

	Payable by Fund			Payable by investor	
	Management	Distribution	Expenses	Initial	CDSC
	Fee	Fee		charge	
	%	%	%	%	%
Class A	1.75	0.00	0.32	5.00	0.00
Class B	1.75	1.00	0.32	0.00	4.00 to 0.00
Class C	1.75	1.25	0.32	0.00	1.00 to 0.00
Class D	1.00	0.00	0.27	5.00	0.00
Class E	1.75	0.50	0.32	3.00	0.00
Class I	1.00	0.00	N/A	0.00	0.00
Class J	0.00	0.00	N/A	0.00	0.00
Class Q	1.00	1.00	0.32	0.00	4.00 to 0.00
Class X	0.00	0.00	N/A	0.00	0.00

World Gold Fund

	Payable by Fund			Payable by investor	
	Management	Distribution	Expenses	Initial	CDSC
	Fee	Fee		charge	
	%	%	%	%	%
Class A	1.75	0.00	0.32	5.00	0.00
Class B	1.75	1.00	0.32	0.00	4.00 to 0.00
Class C	1.75	1.25	0.32	0.00	1.00 to 0.00
Class D	1.00	0.00	0.14	5.00	0.00
Class E	1.75	0.50	0.32	3.00	0.00
Class I	1.00	0.00	0.06	0.00	0.00
Class J	0.00	0.00	N/A	0.00	0.00
Class Q	1.50	1.25	0.32	0.00	4.00 to 0.00
Class X	0.00	0.00	0.05	0.00	0.00

World Technology Fund

	Payable by Fund			Payable by investor	
	Management	Distribution	Expenses	Initial	CDSC
	Fee	Fee		charge	
	%	%	%	%	%
Class A	1.75	0.00	0.31	5.00	0.00
Class B	1.75	1.00	0.31	0.00	4.00 to 0.00
Class C	1.75	1.25	0.31	0.00	1.00 to 0.00
Class D	1.00	0.00	0.30	5.00	0.00
Class E	1.75	0.50	0.31	3.00	0.00
Class I	1.00	0.00	N/A	0.00	0.00
Class J	0.00	0.00	N/A	0.00	0.00
Class Q	1.00	1.00	0.31	0.00	4.00 to 0.00
Class X	0.00	0.00	N/A	0.00	0.00

World Healthscience Fund

	Payable by Fund			Payable by investor	
	Management	Distribution	Expenses	Initial	CDSC
	Fee	Fee		charge	
	%	%	%	%	%
Class A	1.75	0.00	0.31	5.00	0.00
Class B	1.75	1.00	0.31	0.00	4.00 to 0.00
Class C	1.75	1.25	0.31	0.00	1.00 to 0.00
Class D	1.00	0.00	0.23	5.00	0.00
Class E	1.75	0.50	0.31	3.00	0.00
Class I	1.00	0.00	N/A	0.00	0.00
Class J	0.00	0.00	N/A	0.00	0.00
Class Q	1.75	1.25	0.31	0.00	4.00 to 0.00
Class X	0.00	0.00	N/A	0.00	0.00

World Water Fund

	Payable by Fund			Payable by investor	
	Management	Distribution	Expenses	Initial	CDSC
	Fee	Fee		charge	
	%	%	%	%	%
Class A	1.75	0.00	N/A	5.00	0.00
Class B	1.75	1.00	N/A	0.00	4.00 to 0.00
Class C	1.75	1.25	N/A	0.00	1.00 to 0.00
Class D	1.00	0.00	N/A	5.00	0.00
Class E	1.75	0.50	N/A	3.00	0.00
Class I	1.00	0.00	N/A	0.00	0.00
Class J	0.00	0.00	N/A	0.00	0.00
Class X	0.00	0.00	N/A	0.00	0.00

World Mining Fund

	Payable by Fund			Payable by investor	
	Management	Distribution	Expenses	Initial	CDSC
	Fee	Fee		charge	
	%	%	%	%	%
Class A	1.75	0.00	0.32	5.00	0.00
Class B	1.75	1.00	0.32	0.00	4.00 to 0.00
Class C	1.75	1.25	0.32	0.00	1.00 to 0.00
Class D	1.00	0.00	0.12	5.00	0.00
Class E	1.75	0.50	0.32	3.00	0.00
Class I	1.00	0.00	N/A	0.00	0.00
Class J	0.00	0.00	0.05	0.00	0.00
Class Q	1.50	1.25	0.32	0.00	4.00 to 0.00
Class X	0.00	0.00	0.05	0.00	0.00

Summary of Subscription Procedure and Payment Instructions

1. Application Form

For initial subscriptions for Shares you must complete the application form which may be obtained from the Transfer Agent or the Investor Services Centre and the form must be signed by all joint applicants. Subsequent subscriptions may be made in writing or by fax or telephone, stating your registration details and the amount to be invested. If your application is being submitted by your professional adviser, section 5 of the application form should be completed. Completed application forms must be sent to the Transfer Agent or the Investor Services Centre.

2. Money Laundering Prevention

Please read the notes on the application form regarding the identification documents required and ensure that you provide these to the Transfer Agent or the Investor Services Centre together with your application form.

3. Payment

A copy of your telegraphic transfer instructions should be supplied with your application (see sections 4 & 5 below).

4. Payment by Telegraphic Transfer

Payment by SWIFT/bank transfer in the relevant currency should be made to one of the accounts opposite. The SWIFT/bank transfer instruction should contain the following information:

- (i) Bank Name
- (ii) SWIFT Code or Bank Identifier
- (iii) Account
- (iv) Account Number
- (v) Account Reference – "BGF – Fund name subscribed into"
- (vi) By order of [Shareholder name/agent name & Shareholder number/agent number]

5. Foreign Exchange

If you wish to make payment in a currency other than that in the Dealing Currency (or one of the Dealing Currencies) of your chosen Fund, this must be made clear at the time of application.

A

US Dollars:

JP Morgan Chase New York
SWIFT code CHASUS33
For the account of: BlackRock (Channel Islands) Limited
Account Number 001-1-460185, CHIPS UID 359991
ABA Number 021000021
Quoting Reference "Name of Fund – Name of Applicant"

B

Euros:

JP Morgan Frankfurt
SWIFT code CHASDEFX, BLZ 501 108 00
For the account of: BlackRock (Channel Islands) Limited
Account Number (IBAN) DE40501108006161600066
(formerly 616-16-00066)
Quoting Reference "Name of Fund – Name of Applicant"
An applicant's obligation to pay for Shares is fulfilled once the amount due has been paid in cleared funds into this account.

C

Sterling:

JP Morgan London
SWIFT code CHASGB2L, Sort Code 60-92-42
For the account of: BlackRock (Channel Islands) Limited
Account Number (IBAN) GB07CHAS6092421118940
(formerly 11118940)
Quoting Reference "Name of Fund – Name of Applicant"

Others:

Australian Dollars:

Pay ANZ National Bank Limited Sydney
SWIFT code ANZBAU3M
In favour of JP Morgan Bank London
SWIFT CODE CHASGB2L
For the account of BlackRock (Channel Islands) Ltd
Account Number (IBAN) GB56CHAS90924224466325
Ref: "Name of Fund – Name of Applicant"

Hong Kong Dollars:

Pay JP Morgan Hong Kong
SWIFT code CHASHKHH
In favour of JP Morgan Bank London
SWIFT CODE CHASGB2L
For the account of BlackRock (Channel Islands) Ltd
Account Number (IBAN) GB24CHAS60924224466319
(formerly 24466319)
Ref: "Name of Fund – Name of Applicant"

Japanese Yen:

Pay JP Morgan Tokyo
SWIFT code CHASJPJT
In favour of JP Morgan Bank London
SWIFT CODE CHASGB2L
For the account of BlackRock (Channel Islands) Ltd
Account Number (IBAN) GB69CHAS60924222813405
(formerly 22813405)
Ref: "Name of Fund – Name of Applicant"

New Zealand Dollars:

Pay Westpac Banking Corporation Wellington
SWIFT code WPACNZ2W
In favour of JP Morgan Bank London
SWIFT CODE CHASGB2L
For the account of BlackRock (Channel Islands) Ltd
Account Number (IBAN) GB83CHAS90924224466324
Ref: "Name of Fund – Name of Applicant"

Singapore Dollars:

Pay Overseas Chinese Banking Corp Ltd
SWIFT code OCBCSGSG
In favour of JP Morgan Bank London
SWIFT CODE CHASGB2L
For the account of BlackRock (Channel Islands) Ltd
Account Number (IBAN) GB13CHAS60924224466323
Ref: "Name of Fund – Name of Applicant"

Swedish Kroner:

Pay Svenska Handelsbanken Stockholm
SWIFT code HANDSESS
In favour of JP Morgan Bank London
SWIFT CODE CHASGB2L
For the account of BlackRock (Channel Islands) Ltd
Account Number (IBAN) GB80CHAS60924222813401
(formerly 22813401)
Ref: "Name of Fund – Name of Applicant"

Swiss Francs:

Pay UBS Zürich
SWIFT code UBSWCHZH80A
In favour of JP Morgan Bank London
SWIFT CODE CHASGB2L
For the account of BlackRock (Channel Islands) Ltd
Account Number (IBAN) GB56CHAS60924217354770
(formerly 17354770)
Ref: "Name of Fund – Name of Applicant"

FOR MORE INFORMATION

Tel +44 (0)20 7743 3300

blackrockinternational.com

PRISMA 08/1308/3 BGF S PRO EQUITY ENG 0409

BLACKROCK