

Allianz Enhanced Short Term Euro - AT - EUR

Fund for ultra short-term EUR bonds enhanced by fixed-income and FX investments

Investors should note that, relative to the expectations of the Autorité des Marchés Financiers, this fund presents disproportionate communication on the consideration of non-financial criteria in its management.

Investment Objective

The fund aims at generating an above average return with regard to the euro money market. The fund promotes investments that take into consideration environmental, social and corporate governance criteria. To generate additional income the fund can take on exposure to bonds and foreign currencies or corresponding derivatives, even if it does not hold any assets denominated in the currencies concerned.

Allianz 
Global Investors

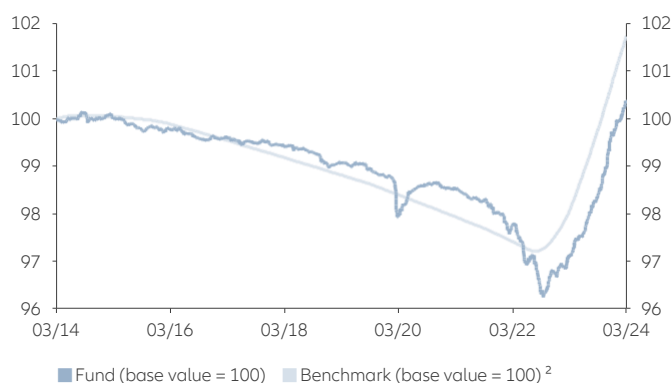


Fund Manager

Lars Dahlhoff
(since 12/01/2012)

Performance

Over 10 Years ¹



Annual Performance (%) ¹

	Fund	Benchmark ²
03/31/2014 - 03/31/2015	0.02	0.04
03/31/2015 - 03/31/2016	-0.25	-0.16
03/31/2016 - 03/31/2017	-0.18	-0.35
03/31/2017 - 03/31/2018	-0.18	-0.36
03/31/2018 - 03/31/2019	-0.34	-0.37
03/31/2019 - 03/31/2020	-1.07	-0.42
03/31/2020 - 03/31/2021	0.51	-0.47
03/31/2021 - 03/31/2022	-0.73	-0.53
03/31/2022 - 03/31/2023	-0.70	0.69
03/31/2023 - 03/31/2024	3.36	3.72

Performance History (%) ¹

	YTD	1M	3M	6M	1Y	3Y	3Y p.a.	5Y	5Y p.a.	10Y	10Y p.a.	S. Inc.	S. Inc. p.a.	2019	2020	2021	2022	2023
Fund	0.66	0.34	0.66	2.03	3.36	1.88	0.62	1.31	0.26	0.36	0.04	9.21	0.57	-0.22	-0.26	-0.55	-1.28	3.03
Benchmark ²	0.99	0.32	0.99	1.99	3.72	3.88	1.28	2.95	0.58	1.73	0.17	5.06	0.32	-0.40	-0.47	-0.51	-0.02	3.28

Past performance does not predict future returns.

Key Information

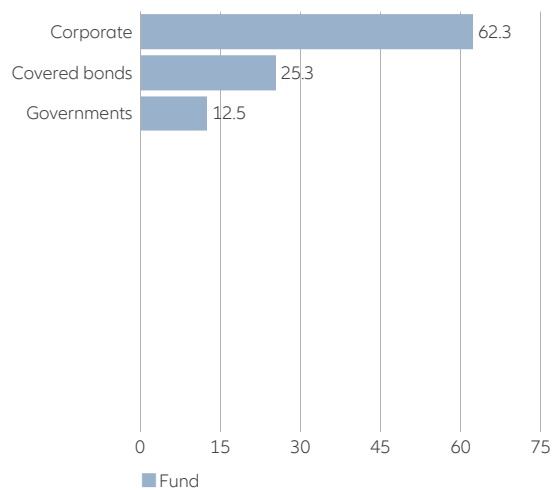
ISIN / German security no.	LU0293294277 / A0M PAK
Bloomberg Ticker / Reuters Ticker	AGEMMAT LX / ALLIANZGI01
Benchmark ²	€STR (in EUR)
EU SFDR Category ³	Article 8
Management company	Allianz Global Investors GmbH, Luxembourg
Investment manager	Allianz Global Investors GmbH
Custodian bank	State Street Bank International GmbH - Luxembourg branch
Launch date	10/01/2008
Net assets	417.71 mn. EUR
Share class volume	39.76 mn. EUR
Financial year end	9/30/
Accumulation on 12/31/2017	0.202 EUR
Registered for sale in	AT, CH, DE, ES, FI, FR, GR, LU, MO, NL, PL, PT, SK
Number of Holdings	112

Risk/ Return Ratios

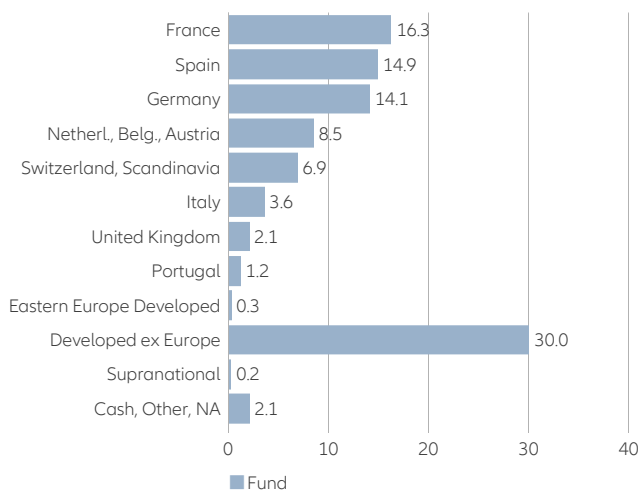
	3 Years	5 Years
Alpha (%)	-0.65	-0.32
Beta	1.11	0.97
Coefficient of correlation	0.71	0.62
Information ratio	-1.07	-0.54
Sharpe ratio ⁴	-0.87	-0.51
Treynor ratio	-0.68	-0.40
Tracking error (%)	0.61	0.60
Volatility (%) ⁵	0.86	0.76

Portfolio Structure ⁶

Issuer/type of issue Breakdown (%) (weighted by duration)



Country/Location Breakdown (%) (weighted by market value)



Fee Structure

All-in fee in % p.a. ⁷	currently 0.25 (max. 0.45)
TER (%) ⁸	0.30

Top 10 Holdings (%)

BANQUE FED CRED MUTUEL FIX 0.000% 30.04.2024	4.77
BONOS Y OBLIG DEL ESTADO FIX 5.900% 30.07.2026	2.64
CANADIAN IMPERIAL BANK EMTN FIX 0.375% 03.05.2024	2.39
SANTAN CONSUMER FINANCE FIX 0.000% 25.04.2024	2.39
SPAIN LETRAS DEL TESORO 12M ZERO 09.08.2024	2.36
GOLDMAN SACHS GROUP INC EMTN FIX 1.375% 15.05.2024	2.14
AAREAL BANK AG EMTN FIX 0.375% 10.04.2024	2.04
AUST & NZ BANKING GROUP EMTN FIX 3.652% 20.01.2026	1.93
US BANCORP EMTN FIX 0.850% 07.06.2024	1.92
LANDBK HESSEN-THUERINGEN EMTN FIX 0.375% 12.05.2025	1.84
Total	24.42

Key Figures

Yield to worst (%) ⁹	3.69
Yield to Maturity (%) ¹⁰	3.69
Eff. Duration incl. derivatives and cash	0.70
Average rating	A+
Average nominal return (%)	1.58

Opportunities

- + Potential excess return over money market
- + Relatively high degree of price stability
- + Focus on sustainable investments
- + Share classes in foreign currencies available
- + Possible extra returns through single security analysis and active management

Risks

- Money market rates vary
- Short-term price declines cannot be ruled out
- Performance of share classes in foreign currencies may be weaker for euro investors
- Sustainability approach narrows the investment universe
- Success of single security analysis and active management not guaranteed

FOR FUND DISTRIBUTORS AND PROFESSIONAL INVESTORS ONLY

- 1) Calculated at the net asset value, excl. front-end load, distributions reinvested. Calculation according to method as defined by BVI, the German Fund Companies Association. **Any front-end loads reduce the capital employed and the performance.**
- 2) Benchmark history: until 30/09/2021 EONIA (in EUR), until 30/11/2018 EURO OVERNIGHT INDEX AVERAGE (EONIA)
- 3) SFDR: EU Sustainable Finance Disclosure Regulation. Information accurate at time of publishing.
- 4) The Sharpe ratio states the relationship between the return generated by the fund and the investment risk. The fund's excess return versus the risk-free market rate is compared to volatility. Negative values are not meaningful.
- 5) Volatility measures the fluctuation range of the fund's performance over a specified period of time.
- 6) This is for guidance only and not indicative of future allocation.
- 7) The all-in fee includes the expenses previously called management, administration and distribution fees. Any payment of a trail fee by the management company to a distribution partner will be effected from the all-in fee.
- 8) TER generally: Total cost (except transaction costs) charged to the fund during the last financial year. TER for funds-of-funds: The costs incurred by the fund itself (except transaction costs). Since the fund held other investment units ("target funds") in the reporting period, further costs, charges and fees may have been incurred at the level of the target fund.
- 9) Represents the lowest potential yield that an investor could theoretically receive on the bond up to maturity if bought at the current price (excluding the default case of the issuer). The yield to worst is determined by making worst-case scenario assumptions, calculating the returns that would be received if worst-case scenario provisions, including prepayment, call or sinking fund, are used by the issuer (excluding the default case). It is assumed that the bonds are held until maturity and interest income is reinvested on the same conditions. Calculation is before currency hedging. The yield to worst is a portfolio characteristic; in particular, it does not reflect the actual fund income. The expenses charged to the fund are not taken into account. As a result, the yield to worst is not suitable as an indicator of the future performance of a bond fund. Forecasts are not a reliable indicator of future results.
- 10) The yield to maturity of a bond indicates what capital growth p.a. is theoretically possible up to maturity, if bought at the current price. In addition to coupon income, any price gains/losses up to repayment of the bond are taken into account. The yield to maturity of a fund is the weighted average of the yield to maturity of all the bonds that are held. It is assumed that the bonds are held until maturity and interest income is reinvested on the same conditions. The yield to maturity is a portfolio characteristic; in particular, it does not reflect the actual fund income. The expenses charged to the fund are not taken into account. As a result, the yield to maturity is not suitable as an indicator of the future performance of a bond fund.

Disclaimer

Investing involves risk. The value of an investment and the income from it may fall as well as rise and investors might not get back the full amount invested. Investing in fixed income instruments may expose investors to various risks, including but not limited to creditworthiness, interest rate, liquidity and restricted flexibility risks. Changes to the economic environment and market conditions may affect these risks, resulting in an adverse effect to the value of the investment. During periods of rising nominal interest rates, the values of fixed income instruments (including positions with respect to short-term fixed income instruments) are generally expected to decline. Conversely, during periods of declining interest rates, the values of these instruments are generally expected to rise. Liquidity risk may possibly delay or prevent account withdrawals or redemptions. Allianz Enhanced Short Term Euro is a sub-fund of Allianz Global Investors Fund SICAV, an open-ended investment company with variable share capital organised under the laws of Luxembourg. Past performance does not predict future returns. If the currency in which the past performance is displayed differs from the currency of the country in which the investor resides, then the investor should be aware that due to the exchange rate fluctuations the performance shown may be higher or lower if converted into the investor's local currency. This is for information only and not to be construed as a solicitation or an invitation to make an offer, to conclude a contract, or to buy or sell any securities. The products or securities described herein may not be available for sale in all jurisdictions or to certain categories of investors. This is for distribution only as permitted by applicable law and in particular not available to residents and/or nationals of the USA. The investment opportunities described herein do not take into account the specific investment objectives, financial situation, knowledge, experience or specific needs of any particular person and are not guaranteed. The Management Company may decide to

terminate the arrangements made for the marketing of its collective investment undertakings in accordance with applicable de-notification regulation. The views and opinions expressed herein, which are subject to change without notice, are those of the issuer companies at the time of publication. The data used is derived from various sources, and assumed to be correct and reliable at the time of publication. The conditions of any underlying offer or contract that may have been, or will be, made or concluded, shall prevail. For a free copy of the sales prospectus, incorporation documents, daily fund prices, key investor information, latest annual and semi-annual financial reports, contact the management company Allianz Global Investors GmbH in the fund's country of domicile, Luxembourg, or the issuer at the address indicated below or regulatory.allianzgi.com. Austrian investors may also contact the facility and information agent Erste Bank der österreichischen Sparkassen AG, Am Belvedere 1, AT-1100 Wien. Please read these documents, which are solely binding, carefully before investing. This is a marketing communication issued by Allianz Global Investors GmbH, www.allianzgi.com, an investment company with limited liability, incorporated in Germany, with its registered office at Bockenheimer Landstrasse 42-44, 60323 Frankfurt/M, registered with the local court Frankfurt/M under HRB 9340, authorised by Bundesanstalt für Finanzdienstleistungsaufsicht (www.bafin.de). Allianz Global Investors GmbH has established branches in France, Italy, Spain, Luxembourg, Sweden, Belgium and the Netherlands. Contact details and information on the local regulation are available here (www.allianzgi.com/Info). The Summary of Investor Rights is available in English, French, German, Italian and Spanish at <https://regulatory.allianzgi.com/en/investors-rights>. The duplication, publication, or transmission of the contents, irrespective of the form, is not permitted; except for the case of explicit permission by Allianz Global Investors GmbH.