

1 | 4

**Fund Management: DJE Kapital AG**

Fund Manager	Jörg Dehning
Responsible Since	02/06/2008

**Minimum Investment** **75,000 EUR**
**Fund Facts**

ISIN	LU0350836184
WKN	A0NGGD
Bloomberg	DJAGERI LX
Reuters	LU0350836184.LUF
Asset Class	Fund Sector Equity Agriculture
Minimum Equity	51%
Partial Exemption of Income <sup>1</sup>	30%

Investment Company <sup>2</sup>	DJE Investment S.A.
Fund Management	DJE Kapital AG
Type of Share	retention <sup>2</sup>
Financial Year	01/01 - 31/12
Launch Date	02/06/2008
Fund Currency	EUR
Fund Size (28/03/2024)	31.79 million EUR
TER p.a. (29/12/2023) <sup>2</sup>	2.43%

This sub-fund/fund promotes ESG features in accordance with Article 8 of the Disclosure Regulation (EU Nr. 2019/2088).<sup>3</sup>

**Ratings & Awards<sup>4</sup> (28/03/2024)**
**Morningstar Rating Overall<sup>5</sup>** ★★

**Euro Eco Rating A**

Finanzen Verlag, Mountain View Q3 2023

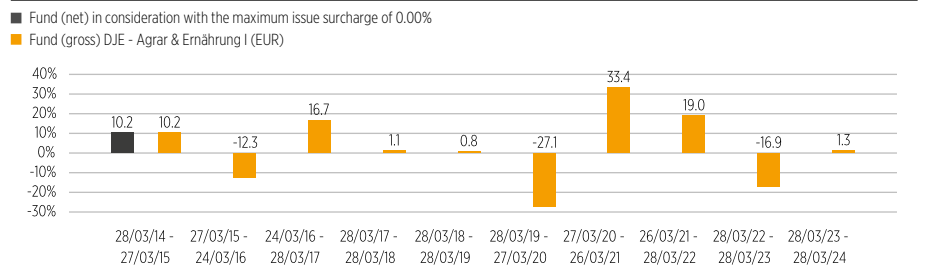
## DJE - AGRAR & ERNÄHRUNG I (EUR)

**INVESTMENT STRATEGY**

The fund invests primarily in equities that are directly or indirectly involved in agriculture or the food value chain. The asset allocation is managed independently of any benchmark constraints and the investment level can be reduced to 51% in difficult periods. Agricultural and food companies are expected to benefit from the structurally rising world population and drive long-term value appreciation. However, in the short term significant price fluctuations in agricultural commodities are possible. The fund refrains from investing in physical commodities or any derivatives, which benefit from rising food prices.

**PERFORMANCE IN PERCENT SINCE INCEPTION (02/06/2008)**

Data: Anevis Solutions GmbH, own illustration.

**ROLLING PERFORMANCE OVER 10 YEARS IN PERCENT**

Data: Anevis Solutions GmbH, own illustration.

**PERFORMANCE IN PERCENT**

	MTD	YTD	1 Yr	3 Yrs	5 Yrs	10 Yrs	Since Inception
Fund	3.46%	2.39%	1.26%	0.10%	-2.62%	12.05%	75.53%
Fund p.a.	-	-	-	0.03%	-0.53%	1.14%	3.62%

Data: Anevis Solutions GmbH, own illustration.

As at: 28/03/2024

The Funds are actively managed by DJE and, where a benchmark index is indicated, without reference to it. The presented charts and tables concerning performance are based on our own calculations according to the gross performance (BVI) method<sup>2</sup> and illustrate past development. Past performance is not indicative for future returns. The BVI method takes into account all costs incurred at the fund level (e.g. management fees), the net performance and the issue fee. Additional individual costs may be incurred at the customer level (e.g. custodian fees, commission and other charges). Model calculation (net): an investor wishes to purchase shares for Euro 1,000. With a maximum issue surcharge of 0.00%, he has to spend a one-off amount of Euro 0.00 when making the purchase. In addition, there may be custodian costs that reduce performance. The custodian costs are decided by your bank's price list and service charges.

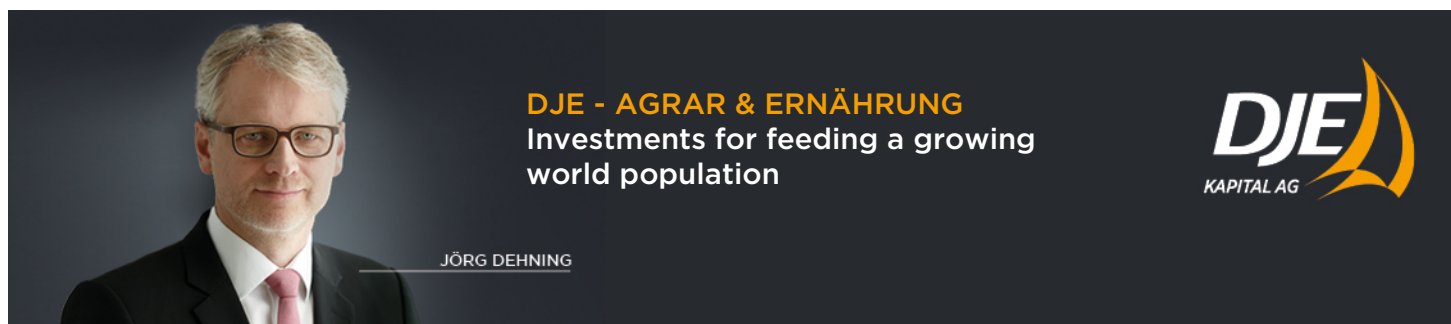
1 | The fiscal treatment depends on the personal circumstances of the respective client and can be subject of change in the future.

2 | see also on ([www.dje.de/DE\\_en/fonds/fondswissen/glossar](http://www.dje.de/DE_en/fonds/fondswissen/glossar))

3 | see also on ([www.dje.de/en-de/company/about-us/invest-sustainably/](http://www.dje.de/en-de/company/about-us/invest-sustainably/))

4 | Awards and many years of experience do not guarantee investment success. Sources on homepage (<https://www.dje.de/en-de/company/about-us/awards-ratings/2023/>)

5 | see page 4



2 | 4

### Asset Allocation in Percent of Fund Volume

Stocks	93.61%
Cash	6.39%

As at: 28/03/2024

The asset allocation may differ marginally from 100% due to the addition of rounded figures.

### Top Countries in Percent of Fund Volume

United States	28.63%
Switzerland	8.11%
Japan	7.53%
United Kingdom	7.31%
Canada	5.64%

As at: 28/03/2024

### Fund Prices per 28/03/2024

Bid	175.53 EUR
Offer	175.53 EUR

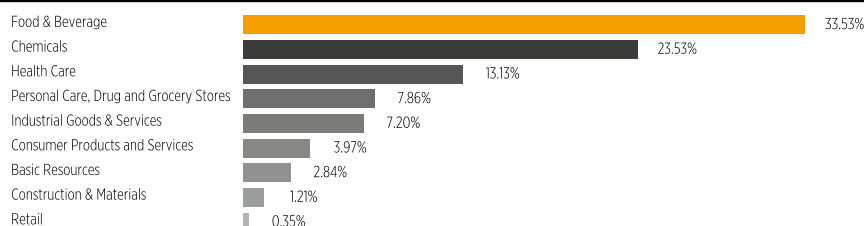
### Fees<sup>1</sup>

Initial Charge	0.00%
Management Fee p.a.	1.35%
Custodian Fee p.a.	0.06%

<sup>1</sup> | See Key Information Document (PRIIPs KID) under <https://www.dje.de/en-de/investment-funds/productdetail/LU0350836184#downloads>

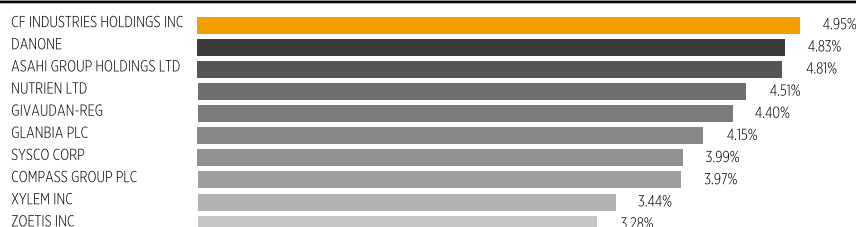
## DJE - AGRAR & ERNÄHRUNG I (EUR)

### TOP TEN SECTORS IN PERCENT OF THE EQUITY PORTFOLIO



As at: 28/03/2024

### TOP TEN HOLDINGS IN PERCENT OF FUND VOLUME



When buying a fund, one acquires shares in the said fund, which invests in securities such as shares and/or in bonds, but not the securities themselves.

As at: 28/03/2024

### RISK MEASURES<sup>1</sup>

Standard Deviation (2 years)	9.71%	Maximum Drawdown (1 year)	-6.89%
Value at Risk (99% / 20 days)	-6.53%	Sharpe Ratio (2 years)	-0.95

As at: 28/03/2024

### MONTHLY COMMENTARY

Although the US port of Baltimore is relatively insignificant for the trade of grain, negative effects on other important supply chains cannot be completely ruled out due to the collapse of the bridge there. For example, Russian nitrogen fertiliser shipments were imported into the USA via the port, as was potash fertiliser from Chile. Should the quantities now be sold elsewhere on the world market, this would undoubtedly make local fertilisers more expensive for US farmers there. An escalation of the Middle East conflict could also have an impact on global pricing, as the crisis region accounts for 50% of urea fertiliser exports. However, a large proportion of imported agricultural machinery and many production components also travelled via the port of Baltimore. Even if agricultural machinery manufacturers find replacement ports at short notice, delivery delays of up to 30 days must be expected. Accordingly, agricultural machinery manufacturers can certainly expect sequential shifts in sales and inefficiencies in the manufacturing process. In view of the additional supply chain problems mentioned above and the increasing geopolitical risks, fertiliser stocks are therefore still preferred in the fund. The shares of food additive suppliers could potentially benefit from the renewed formation of safety stocks among food producers.



Evaluation by MSCI ESG Research

MSCI ESG Rating (AAA-CCC)	AA
ESG Quality Score (0-10)	8.0
Environmental score (0-10)	5.4
Social score (0-10)	5.5
Governance score (0-10)	6.7
ESG Rating compared to Peer Group (100% = best value)	100.00 %
Peer Group	Equity Theme - Agribusiness (36 Funds)
ESG Coverage	97.72%
Weighted Average Carbon Intensity (tCO <sub>2</sub> e / \$M sales)	212.22



AAA	34.86%	BB	1.21%
AA	27.12%	B	0.00%
A	27.10%	CCC	0.00%
BBB	7.42%	Not Rated	2.28%

ESG Rating	What it means
AAA, AA	<b>Leader</b> The companies that the fund invests in show strong and/or improving management of financially relevant environmental, social and governance issues. These companies may be more resilient to disruptions arising from ESG events.
A, BBB, BB	<b>Average</b> The fund invests in companies that show average management of ESG issues, or in a mix of companies with both above-average and below-average ESG risk management.
B, CCC	<b>Laggard</b> The fund is exposed to companies that do not demonstrate adequate management of the ESG risks that they face, or show worsening management of these issues. These companies may be more vulnerable to disruptions arising from ESG events.
Not Rated	Companies in the fund's portfolio that are not yet rated by MSCI, but these are rated as part of our own analysis.

Source: MSCI ESG Research as at 28/03/2024  
Information on the sustainability-relevant aspects of the funds can be found at [www.dje.de/en-de/company/about-us/invest-sustainably/](http://www.dje.de/en-de/company/about-us/invest-sustainably/)

DJE - AGRAR & ERNÄHRUNG I (EUR)

INVESTMENT APPROACH

Aside from world population growth, the increasing demand for protein-rich foods resulting from rising living standards in developing countries is the main driver of agricultural prices. Moreover, increasing urbanisation is contributing to a shortfall of farmland, which is slowing the closing of the supply gap. According to the Food and Agriculture Organization of the United Nations (FAO), droughts and floods could reduce worldwide crop yields by another 20% to 40% in future. To alleviate this looming food shortfall, the demand for modern farm machinery and irrigation equipment, efficient seeds, pesticides and fertilizers, aquaculture and suitable animal feed is likely to increase significantly. The investment concept of DJE - Agrar & Ernährung is to select companies that benefit from these trends. In the case of falling commodity prices the fund, can benefit from investments within the food sector. To reduce risk the fund seeks to diversify the portfolio both thematically and regionally.

STRUCTURAL DRIVERS OF THE AGRICULTURAL SECTOR



Source: DJE Kapital AG. For illustrative purposes only.

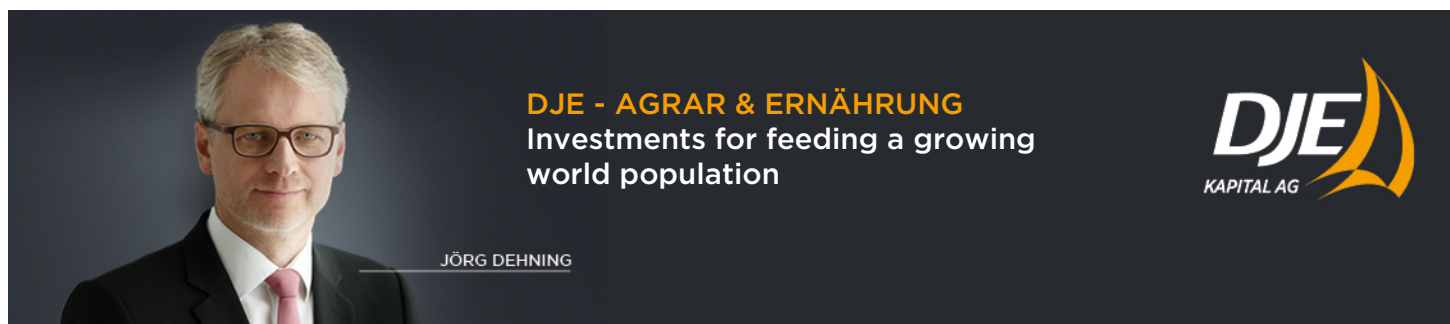
OPPORTUNITIES AND RISKS

Opportunities

- + Attractive growth prospects in the agriculture and food sector
- + Active portfolio management constantly monitors the industry
- + Risk spreading via the professional selection of securities

Risks

- Equity prices may exhibit relatively strong fluctuations depending on market conditions
- Increased risk of price fluctuations resulting from focus on specific sectors
- Price risks for bonds, particularly when interest rates on the capital markets rise
- Issuer country and credit risks



4 | 4

### DJE Kapital AG

DJE Kapital AG is part of the DJE Group, can draw on around 50 years of experience in asset management and is today one of the leading bank-independent financial service providers in German-speaking Europe. Our investment strategy, both in equities and bonds, is based on the FMM method developed in-house: a systematic analysis which takes three views on securities and the financial markets – fundamental, monetary and market-technical. DJE follows sustainability criteria when selecting securities, takes into account selected sustainable development goals, avoids or reduces adverse sustainability impacts and is a signatory to the United Nations "Principles for Responsible Investment".

Signatory of:



### Contact

DJE Investment S.A.  
Tel.: +352 2692522-0  
E-Mail: [info@dje.lu](mailto:info@dje.lu)  
[www.dje.lu](http://www.dje.lu)

DJE Kapital AG  
Tel.: +49 89 790453-0  
E-Mail: [info@dje.de](mailto:info@dje.de)  
[www.dje.de](http://www.dje.de)

5 | 2024 Morningstar, Inc. All Rights Reserved. The information contained herein: (1) is proprietary to Morningstar and/or its content providers; (2) may not be copied or distributed; and (3) is not warranted to be accurate, complete or timely. Neither Morningstar nor its content providers are responsible for any damages or losses arising from any use of this information. Past performance is no guarantee of future results.

## DJE - AGRAR & ERNÄHRUNG I (EUR)

### Target Group

#### The Fund is Suitable for Investors

- + with a medium- to long-term investment horizon
- + who wish to take advantage of global investment opportunities in this sector
- + who seek a promising but more speculative mix of investments

#### The Fund is not Suitable for Investors

- with a short-term investment horizon
- who seek safe returns
- who are not prepared to accept increased volatility

### LEGAL INFORMATION

This is a marketing advertisement. Please read the prospectus of the relevant fund and the KIID before making a final investment decision. It also contains detailed informations on opportunities and risks. These documents can be obtained free of charge in German at [www.dje.de](http://www.dje.de) under the relevant fund. A summary of investor rights can be accessed in German free of charge in electronic form on the website at [www.dje.de/summary-of-investor-rights](http://www.dje.de/summary-of-investor-rights). The Funds described in this Marketing Announcement may have been notified for distribution in different EU Member States. Investors should note that the relevant management company may decide to discontinue the arrangements it has made for the distribution of the units of your funds in accordance with Directive 2009/65/EC and Article 32a of Directive 2011/61/EU. All information published here is for your information only, is subject to change and does not constitute investment advice or any other recommendation. The sole binding basis for the acquisition of the relevant fund is the above-mentioned documents in conjunction with the associated annual report and/or the semi-annual report. The statements contained in this document reflect the current assessment of DJE Kapital AG. The opinions expressed may change at any time without prior notice. All information in this overview has been provided with due care in accordance with the state of knowledge at the time of preparation. However, no guarantee or liability can be assumed for the correctness and completeness.