

BlueBay Emerging Market Local Currency Bond Fund

R - EUR SHARE CLASS

November 2019

SHARE CLASS PERFORMANCE (%) NET OF FEES (EUR)

	1M	3M	YTD	1YR	3YR ¹	5YR ¹	10YR ¹	SI ²
BlueBay Emerging Market Local Currency Bond Fund R - EUR	-2.51	1.08	3.14	3.71	-1.01	-4.29	-1.53	0.80
JPM GBI-EM Global Diversified, USD unhedged ⁴	-2.03	1.27	5.82	6.86	3.30	-1.10	1.13	3.15
Alpha	-0.48	-0.19	-2.68	-3.15	-4.31	-3.19	-2.66	-2.35

Where the Share Class currency is different to that of the Benchmark currency, the Benchmark returns have been converted into the currency of the corresponding Share Class using a hedging method. This adjusts the benchmark returns to account for interest rates differences between the two countries and the spot FX impact on unexpected returns.

ROLLING ANNUAL PERFORMANCE (%) NET OF FEES (EUR)

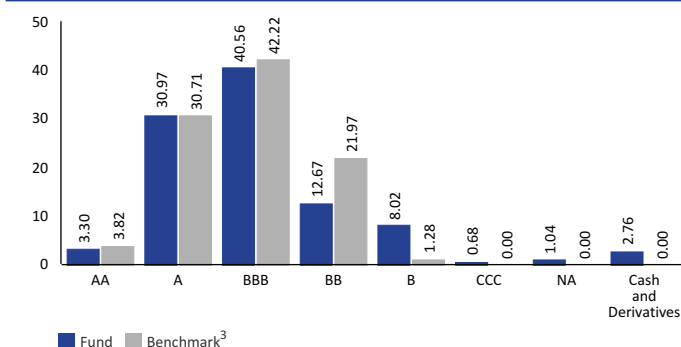
From To	30-11-14 30-11-15	30-11-15 30-11-16	30-11-16 30-11-17	30-11-17 30-11-18	30-11-18 30-11-19
BlueBay Emerging Market Local Currency Bond Fund R - EUR	-19.13	2.39	8.02	-13.42	3.71
JPM GBI-EM Global Diversified, USD unhedged ⁴	-16.95	3.39	12.74	-8.52	6.86

Past performance will not necessarily be repeated and is not indicative of future results. Net performance figures reflect the reinvestment of all dividends and earnings, and the deduction of investment management and performance fees. In addition, the typical fees and expenses charged to a fund will offset the funds trading profits. The specific fee structure for BlueBay Funds - BlueBay Emerging Market Local Currency Bond Fund R - EUR is detailed in the Key Investor Information document or the Fund's prospectus.

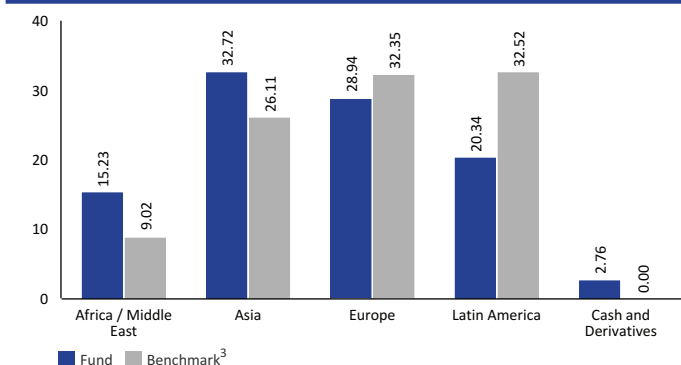
TOP 5 HOLDINGS (%)

Malaysia Government Bond 3.757% 04/20/23	4.13
Romania Govt. Bond 5.8% 07/26/27	3.70
Poland Government Bond 2 1/2% 07/25/27	3.68
Federal Republic of Nigeria Govt. Bond 02/27/20	3.47
Peru Govt. Bond 6.15% 08/12/32	3.42

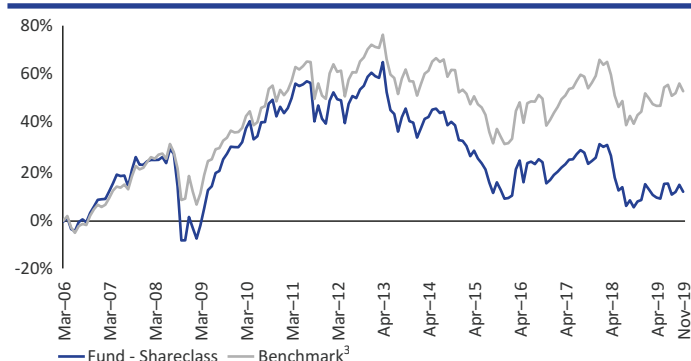
CREDIT QUALITY BREAKDOWN (% NAV)



REGIONAL BREAKDOWN (% NAV)



CUMULATIVE PERFORMANCE NET OF FEES (EUR)²



Past performance will not necessarily be repeated and is not indicative of future results. Net performance figures reflect the reinvestment of all dividends and earnings, and the deduction of investment management and performance fees, excluding initial charges. In addition, the typical fees and expenses charged to a fund will offset the funds trading profits. The specific fee structure for BlueBay Funds - BlueBay Emerging Market Local Currency Bond Fund R - EUR is detailed in the Key Investor Information document or the Fund's prospectus.

INVESTMENT OBJECTIVE

The Fund aims to make a return for you through a mixture of generating income and growing the amount you originally invested. It mainly invests in bonds that pay a fixed interest.

INVESTMENT POLICY

The Fund targets better returns than its benchmark, the JP Morgan Government Bond Index - Emerging Markets Global Diversified (GBI-EM Global Diversified) USD unhedged. The Fund may invest substantially away from this index if justified by market conditions. At least two-thirds of the Fund's investments will be in fixed income bonds of any rating issued by governments of emerging market countries (which may include securities of issuers in financial distress) denominated in the local currencies of these emerging market countries. Up to one-third of the Fund's assets may be invested in emerging market bonds denominated in non-emerging market currencies other than local currencies as well as non-emerging market government bonds. The Fund may use derivatives (such as futures, options and swaps, which are linked to the rise and fall of other assets) to achieve the investment objective and to reduce risk or manage the Fund more efficiently.

TEAM

	Joined BlueBay	Investment industry experience
Brent David	July 2014	17 years
Gautam Kalani	July 2018	6 years
Size of team	32 investment professionals	
Average investment industry experience	14 years	

RISK CONSIDERATIONS

- Emerging markets may be more volatile and it could be harder to sell or trade these bonds. There may be less government supervision, legal regulation and less well-defined tax laws and procedures than in countries with more developed trading markets. Emerging markets can be particularly sensitive to political instability, which can result in greater volatility and uncertainty, subjecting the Fund to the risk of losses
- There may be cases where an organisation with which we trade assets or derivatives (usually a financial institution such as a bank) may be unable to fulfil its obligations, which could cause losses to the Fund
- Investing in emerging market bonds offers you the chance to gain higher returns through growing your capital and generating income. Nevertheless, there is a greater risk that the organisation which issued the bond will fail, which means you may lose some or all of your original investment
- At times, the market for emerging market bonds may dry up, which could make it difficult to sell these bonds, or the Fund may only be able to sell them at a discount
- BlueBay could suffer from a failure of its processes, systems and controls – or from such a failure at an organisation on which we rely in order to deliver our services – which could lead to losses for the Fund
- Where a subscription involves a foreign exchange transaction, changes in rates of exchange may have an adverse effect on the value of investments

NOTES

- Spread Duration** – is a bond's price sensitivity to spread changes.
- Performance shown for 1yr periods onwards are annualised figures
 - Since Inception
 - Benchmark: JPM GBI-EM Global Diversified, USD unhedged
 - The full name of the index is the JP Morgan Government Bond Index - Emerging Markets Global Diversified USD unhedged, the index was the JP Morgan Government Bond Index – Emerging Markets USD unhedged up until 31/01/2006 and the JP Morgan Government Bond Index – Emerging Markets Broad Diversified USD unhedged up until 02/08/2015. The benchmark is hedged into the Share Class currency where relevant

FUND FACTS

Total Fund Size	USD 539m
Fund Launch Date	06 December 2005
R - EUR Inception Date	14 March 2006
Benchmark	JPM GBI-EM Global Diversified, USD unhedged ⁴
Fund type	UCITS
Domicile	Luxembourg
Investment manager	BlueBay Asset Management LLP

R - EUR CLASS CHARGES

Initial charge	5%
Annual management fee	1.75%
Performance fee	N/A
Minimum initial investment	EUR 10,000
Minimum subsequent investment	N/A
Total expense ratio	1.95%
Dividend paying policy	No
Share class price	111.59

A sales charge of up to 5% of the subscription amount may be applied, or may be waived in whole or in part at the discretion of the Management Company. The sales charge (if any) will be paid to, and retained by, the intermediary acting in relation to the distribution of Shares.

FUND CODES

ISIN	LU0240772680
Bloomberg	BLEMLCE LX
WKN	A0JEB1
Sedol	B3CZYK1
Valoren	2426624
Lipper	65132262

CONTACT INFORMATION

Marketing and Client Relations Department
77 Grosvenor Street
London W1K 3JR

tel: +44(0)20 7389 3775
marketing@bluebay.com
www.bluebay.com

This document is issued in the United Kingdom (UK) by BlueBay Asset Management LLP (BlueBay), which is authorised and regulated by the UK Financial Conduct Authority (FCA), registered with the US Securities and Exchange Commission (SEC) and is a member of the National Futures Association (NFA) as authorised by the US Commodity Futures Trading Commission (CFTC). This document may also be issued in the United States by BlueBay Asset Management USA LLC which is registered with the SEC and the NFA. In Japan, by BlueBay Asset Management International Limited which is registered with the Kanto Local Finance Bureau of Ministry of Finance, Japan. In Switzerland, by BlueBay Asset Management AG where the Representative and Paying Agent is BNP Paribas Securities Services, Paris, succursale de Zurich, Selnaustrasse 16, 8002 Zurich, Switzerland. The place of performance is at the registered office of the Representative. The courts of the registered office of the Swiss representative shall have jurisdiction pertaining to claims in connection with the distribution of shares in Switzerland. The Prospectus, the Key Investor Information Documents (KIIDs), the Articles of Incorporation and any other applicable documents required, such as the Annual or Semi-Annual Reports, may be obtained free of charge from the Representative in Switzerland. In Germany, BlueBay is operating under a branch passport pursuant to the Alternative Investment Fund Managers Directive (Directive 2011/61/EU). In Australia, BlueBay is exempt from the requirement to hold an Australian financial services licence under the Corporations Act in respect of financial services as it is regulated by the FCA under the laws of the UK which differ from Australian laws. In Canada, BlueBay is not registered under securities laws and is relying on the international dealer exemption under applicable provincial securities legislation, which permit BlueBay to carry out certain specified dealer activities for those Canadian residents that qualify as "a Canadian permitted client", as such term is defined under applicable securities legislation. The registrations and memberships noted should not be interpreted as an endorsement or approval of any of the BlueBay entities identified by the respective licensing or registering authorities. To the best of BlueBay's knowledge and belief this document is true and accurate at the date hereof. BlueBay makes no express or implied warranties or representations with respect to the information contained in this document and hereby expressly disclaim all warranties of accuracy, completeness or fitness for a particular purpose. The document is intended only for "professional clients" and "eligible counterparties" (as defined by the FCA) or in the US by "accredited investors" (as defined in the Securities Act of 1933) or "qualified purchasers" (as defined in the Investment Company Act of 1940) as applicable and should not be relied upon by any other category of customer. This document does not constitute an offer to sell or the solicitation of an offer to purchase any security or investment product in any jurisdiction and is for information purposes only. Except where agreed explicitly in writing, BlueBay does not provide investment or other advice and nothing in this document constitutes any advice, nor should be interpreted as such. No BlueBay Fund will be offered, except pursuant and subject to the offering memorandum and subscription materials (the "Offering Materials"). This document is for general information only and is not a complete description of an investment in any BlueBay Fund. If there is an inconsistency between this document and the Offering Materials for the BlueBay Fund, the provisions in the Offering Materials shall prevail. An investment in the Fund will involve significant risks and may fluctuate in value and investors may not get back the amount invested. You should read the offering memorandum carefully before investing in any BlueBay fund, in particular the risk section. Past performance is not indicative of future performance. Net performance figures reflect the reinvestment of all dividends and earnings, and the deduction of investment management and performance fees. In addition, the typical fees and expenses charged to a fund will offset the fund's trading profits. The specific fee structure is detailed in the fund's offering materials and/or prospectus. No part of this document may be reproduced, redistributed or passed on, directly or indirectly, to any other person or published, in whole or in part, for any purpose in any manner without the prior written permission of BlueBay. In the United States, this document may be provided by RBC Global Asset Management (U.S.) Inc. ("RBC GAM-US"), an SEC registered investment adviser. RBC Global Asset Management (RBC GAM) is the asset management division of Royal Bank of Canada (RBC) which includes BlueBay, RBC GAM-US, RBC Investment Management (Asia) Limited and RBC Global Asset Management Inc., which are separate, but affiliated corporate entities. Copyright 2019 © BlueBay, is a wholly-owned subsidiary of RBC and BlueBay may be considered to be related and/or connected to RBC and its other affiliates. ® Registered trademark of RBC. RBC GAM is a trademark of RBC. BlueBay Asset Management LLP, registered office 77 Grosvenor Street, London W1K 3JR, partnership registered in England and Wales number OC370085. The term partner refers to a member of the LLP or a BlueBay employee with equivalent standing. Details of members of the BlueBay Group and further important terms which this message is subject to can be obtained at www.bluebay.com. All rights reserved.