

# Factsheet

Bellevue Funds (Lux) | Share class I USD

Investment Company with Variable Capital (SICAV) according to Luxembourg Laws – UCITS  
Marketing document - For retail/non-qualified investors: AT, CH, DE, ES, LU, and professional investors: HK, SG (res)

## Investment focus

The fund's aim is to achieve capital growth in the long term and actively invests worldwide in listed companies focused on the prevention and treatment of severe overweight or obesity and its accompanying diseases. Experienced industry experts invest in companies in three areas: diagnostics and treatment, comorbidities as well as nutrition and physical activity – providing investors access to the entire obesity value chain. Stock selection is based on fundamental company analysis and is bottom-up, independent of benchmark weightings. The fund takes ESG factors into consideration while implementing its investment objectives.

## Fund facts

NAV	581.55
Volume	USD 35.7 mn
NAV-calculation	Daily "Forward Pricing"
Cut off time	15:00 CET
Distribution policy	Accumulating
Investment manager	Bellevue Asset Management AG
Custodian	CACEIS Investor Services Bank, Luxembourg
Launch date	30.11.2023
Fiscal year end	30.06
Benchmark	MSCI World Healthcare NR
ISIN code	LU0415392751
Valor	3882833
Bloomberg	BBBIOUI LX
WKN	AOX8YS
Management fee	0.90%
Performance fee	none
Subscription fee	up to 5%
Min. investment	n.a.
Legal entity	Luxembourg UCITS V SICAV
Countries of distribution	AT, CH, DE, ES, HK, LU, SG
EU SFDR 2019/2088	Article 8











## Key figures

Beta	n.a.
Correlation	n.a.
Volatility	n.a.
Tracking Error	n.a.
Active Share	n.a.
Sharpe Ratio	n.a.
Information Ratio	n.a.
Jensen's Alpha	n.a.










As stipulated by Article 27 of the EU Directive 2006/73/EC implementing Directive 2004/39 / EC ("MiFID" - Markets in the Financial Instruments Directive) and by national laws incorporating the directive, information regarding past performance may be presented only if that performance information covers a complete 12-month period (or longer). The information regarding past performance will be presented here as soon as it covers a complete 12 month period (or longer).

Source: Bellevue Asset Management, 31.03.2024; all figures in USD %, total return / BVI-methodology  
Past performance is not a reliable indicator of future results and can be misleading. As the fund is denominated in a currency that may differ than an investor's base currency, changes in the rate of exchange may have an adverse effect on prices and incomes. Performance is shown net of fees and expenses for the relevant share class over the reference period. All performance figures reflect the reinvestment of dividends and do not take into account the commissions and costs incurred on the issue and redemption of shares, if any. Individual costs are not taken into account and would have a negative impact on the performance. With an investment amount of USD 1,000 over an investment period of five years, the investment result in the first year would be reduced by the front-end load of up to USD 50 (5%) as well as by additional individual custody charges. In subsequent years, the investment result would also be reduced by the individual custody account costs incurred. The reference benchmark of this class is used for performance comparison purposes only (dividend reinvested). No benchmark is directly identical to a fund, thus the performance of a benchmark is not a reliable indicator of future performance of the fund to which it is compared. There can be no assurance that a return will be achieved or that a substantial loss of capital will not be incurred.










### Top 10 positions

Novo Nordisk		7.4%
Eli Lilly		6.6%
Merck & Co		5.0%
UnitedHealth Group		4.8%
Abbott Laboratories		3.5%
Thermo Fisher		3.5%
Danaher		3.4%
Boston Scientific		3.0%
Amgen		3.0%
Encompass Health		2.7%
Total top 10 positions		42.9%
Total positions		56







### Sector breakdown

Pharma		30.9%
Medtech		21.7%
Services		17.9%
Biotechnology		14.5%
Nutrition & Exercise		6.6%
Life Sciences Tools		3.5%
Healthcare Technology		2.0%
Others		1.2%
Cash		1.7%

### Geographic breakdown

United States		71.7%
Denmark		9.7%
Switzerland		5.7%
Great Britain		2.5%
Germany		1.6%
Sweden		1.6%
Spain		1.1%
Others		4.4%
Cash		1.7%

### Market cap breakdown

1 - 2 bn		1.2%
2 - 5 bn		5.2%
5 - 15 bn		9.2%
15 - 20 bn		0.4%
>20 bn		82.3%
Others		1.7%

### Market review

March was a good month for stock markets. The S&P advanced 3.1%, the MSCI World Healthcare Index 2.1%, and the Bellevue Obesity Solutions (Lux) Fund 2.5% (in USD / I shares).

Solid economic data put investors in good spirits; reported upturns in commodity prices and labor costs were only minor disturbances. Central banks continued to flag interest rate cuts at some point this year. In the healthcare sector, news flow was mostly positive and more acquisition deals were announced. Novo Nordisk published more positive clinical trial data for semaglutide. The company stopped its FLOW trial in diabetes patients (T2D) with kidney problems (CKD) early due to efficacy. Treatment with semaglutide reduced the risk of kidney-disease progression and the risk of death from heart or kidney failure by 24%. Novo also announced that the FDA approved a label expansion for the drug for the indication of reducing risks of major adverse cardiovascular events (MACE). According to some forecasts, GLP-1 drugs will be the best-selling class of drugs in 2024, overtaking the class of PD-L1 checkpoint antibodies in cancer immunotherapy.

The following stocks made the best contributions to portfolio performance in March: At its Capital Markets Day 2024, Novo Nordisk drew attention to the tremendous growth potential of its GLP-1 franchise in the areas of diabetes and obesity. Particular emphasis was placed on the promising profile of its amycretin pill, which led to a 13% reduction in body weight after 12 weeks of treatment. If efficacy is confirmed, amycretin could become a leading oral product in the obesity market. Dexcom received regulatory approval for Stelo, the first over-the-counter integrated continuous glucose monitoring system (iCGM) for adults not on insulin. In addition, a verdict from a district court in Delaware in a patent dispute with Abbott was relatively mild for Dexcom, and Dexcom was not held liable for damages, which investors viewed as a victory for now in the still ongoing dispute. Shockwave shares surged after an article appeared in the Wall Street Journal claiming that Johnson & Johnson was in talks to acquire the company.

The following stocks detracted from fund performance: Biotech companies Crispr Therapeutics and Verve drifted lower during the past month without any company-specific triggers. Both companies are focused on gene therapies and suffered above-average losses compared to the overall biotech sector. Lululemon corrected on news of slower growth in the fourth quarter and a downward revision of management guidance for the first quarter.


### Positioning & outlook

The companies in the fund's portfolio are working on technologies or products for novel treatment solutions and holistic treatment approaches. Selected healthcare companies with relevant exposure to the obesity care market can also be found in the portfolio, and up to 20% of the fund's assets can be invested in fitness and nutrition companies that have a strong growth profile and a modest valuation. The Bellevue Obesity Solutions (Lux) Fund is well-positioned to profit from the milestones likely to be reached in 2024. Policy frameworks are supportive of solutions that will help to alleviate the obesity crisis. Besides trial readouts and attractive valuation metrics, M&A activity, especially in the drug discovery and development space, will be a relevant factor going forward.

We expect positive catalysts for our investment strategy during the current year. Supportive factors include anticipated interest rate cuts in the US, which would favor growth stocks in particular, attractive stock valuations with price-to-sales multiples approaching historical lows (especially in the biotech sector), forecasts of continued high M&A activity, and growing interest in the high-quality investment opportunities that the healthcare sector offers. 2024 promises to be an exciting year in obesity therapeutics with several significant trial readouts on the agenda. Early in the year, we are expecting initial data readouts from Phase I trials of amylin analogs from both Zealand Pharma and Novo Nordisk. Viking and Structure Therapeutics will publish new data from their trials of oral GLP-1 drugs around the same time. Updates on experimental treatments that preserve muscle mass are also anticipated, for instance from Roche, Regeneron or Scholar Rock to name a few. In view of current demand, which far exceeds available supply, an increase in production is crucial for the GLP-1 market, which is currently dominated by Eli Lilly and Novo Nordisk. We are also closely monitoring whether this class of therapeutics could be approved for the treatment of other diseases such as cardiovascular disorders, obstructive sleep apnea and/or chronic kidney disease.

### Risk and return profile acc. to SRI

The Fund's investment objective is to generate attractive and competitive long-term capital growth. It is particularly suited to investors with an investment horizon of at least 5 years. The Fund is exposed to the risks typical of equity investments.



We have classified this product as risk class 5 on a scale of 1 to 7, where 5 corresponds to a medium-high risk class. The risk of potential losses from future performance is classified as medium-high. In the event of very adverse market conditions, it is likely that the ability to execute your redemption request will be impaired. The calculation of the risk and earnings profile is based on simulated/historical data, which cannot be used as a reliable indication of the future risk profile. The classification of the fund may change in future and does not constitute a guarantee. Even a fund classed in category 1 does not constitute a completely risk-free investment. There can be no guarantee that a return will be achieved or that a substantial loss of capital will not be incurred. The overall risk exposure may have a strong impact on any return achieved by the fund or subfund. For further information please refer to the fund prospectus or PRIIP-KID.

### Liquidity risk

The fund may invest some of its assets in financial instruments that may in certain circumstances reach a relatively low level of liquidity, which can have an impact on the fund's liquidity.

### Risk arising from the use of derivatives

The fund may conclude derivatives transactions. This increases opportunities, but also involves an increased risk of loss.

### Currency risks

The fund may invest in assets denominated in a foreign currency. Changes in the rate of exchange may have an adverse effect on prices and incomes.

### Operational risks and custody risks

The fund is subject to risks due to operational or human errors, which can arise at the investment company, the custodian bank, a custodian or other third parties.

### Benefits

- The increasing prevalence of obesity, the numerous associated comorbidities and subsequent medical conditions, and its huge direct and indirect economic burden make obesity very attractive from an investment perspective.
- This mega trend has gained a very visible profile thanks to medical progress (e.g. GLP-1 agonists), high social interest and public campaigns.
- Companies active in this field have above-average growth potential for the above reasons.
- Access to innovative companies across the entire value chain, in nutrition and physical activity-related markets, obesity diagnostics and treatment, and in the treatment of the comorbidities and subsequent medical conditions.
- Bellevue – a pioneer in healthcare investing since 1993 and now one of the largest independent investors in the healthcare space in Europe.

You can find a detailed presentation of the risks faced by this fund in the "Special Investment Risks" section of the sales prospectus.

### Management Team



**Dr. Christian Lach**  
Portfolio Manager



**Dr. Lukas Leu**  
Portfolio Manager



**Remo Krauer**  
Portfolio Manager

### Sustainability Profile – ESG

EU SFDR 2019/2088 product category: Article 8

#### Exclusions:

Compliance UNGC, HR, ILO	✓
Norms-based exclusions	✓
Controversial weapons	✓

#### ESG Risk Analysis:

ESG-Integration ✓

#### Stewardship:

Engagement	✓
Proxy Voting	✓

#### Key Figures:

CO <sub>2</sub> -intensity (t CO <sub>2</sub> /mn USD sales):	16.6 (Low)	Coverage:	98%
MSCI ESG Rating (AAA - CCC):	A	Coverage:	98%

Based on portfolio data as per 31.03.2024; – ESG data base on MSCI ESG Research and are for information purposes only; compliance with global norms according to the principles of UN Global Compact (UNGC), UN Guiding Principles for Business and Human Rights (HR) and standards of International Labor Organisation (ILO); no involvement in controversial weapons; norms-based exclusions based on annual revenue thresholds; ESG Integration: Sustainability risks are considered while performing stock research and portfolio construction; Stewardship: Engagement in an active and constructive dialogue with company representatives on ESG aspects as well as exercising voting rights at general meetings of shareholders. MSCI ESG Rating ranges from "leaders" (AAA-AA), "average" (A, BBB, BB) to "laggards" (B, CCC). The CO<sub>2</sub>-intensity expresses MSCI ESG Research's estimate of GHG emissions measured in tons of CO<sub>2</sub> per USD 1 million sales; for further information c.f. [www.bellevue.ch/sustainability-at-portfolio-level](http://www.bellevue.ch/sustainability-at-portfolio-level).

### Important information

This marketing communication relates to Bellevue Funds (Lux) (hereinafter the "Fund"), an investment company with variable capital "société à capital variable" (SICAV) under the current version of the Law of the Grand Duchy of Luxembourg of 10 August 1915 on commercial companies ("Law of 1915") and is authorized under Part I of the Law of 17 December 2010 relating to undertakings for collective investment ("Law of 2010") as an undertaking for collective investment (UCITS). Bellevue Obesity Solutions is a subfund of Bellevue Funds (Lux).

This marketing communication is issued by Bellevue Asset Management AG, which is an authorized asset manager subject to the supervision of the Swiss Financial Market Supervisory Authority (FINMA) and acts as an Investment Manager of the Fund. The Prospectus, statutes, the annual and half-yearly report, the share prices as well as the Key Information Document (PRIIP-KID) and further information about the Fund can be obtained free of charge in English and German from the management company of the Fund, Bellevue Asset Management AG, Seestrasse 16, CH-8700 Küsnacht, from the representative, paying, facilities and information agents mentioned below or online at [www.bellevue.ch](http://www.bellevue.ch). The Key Information Document (PRIIP-KID) is available free of charge in the languages of the countries of distribution [www.fundinfo.com](http://www.fundinfo.com).

This document is neither directed to, nor intended for distribution or use by, any person or entity who is a citizen or resident of any locality, state, country or jurisdiction where such distribution, publication, availability or use would be contrary to law or regulation. It is particularly not intended for US persons, as defined under Regulation S of the U.S. Securities Act of 1933, as amended. The information and data presented in this document are not to be considered as an offer to buy, sell or subscribe to any securities or financial instruments. The information, opinions and estimates contained in this document reflect a judgment at the original date of release and are subject to change without notice. This information pays no regard to the specific or future investment objectives, financial or tax situation or particular needs of any specific recipient and in particular tax treatment depends on individual circumstances and may be subject to change. This document is not to be relied upon in substitution for the exercise of independent judgment. Before making any investment decision, investors are recommended to ascertain if this investment is suitable for them in the light of their financial knowledge and experience, investment goals and financial situation, or to obtain specific advice from an industry professional. The details and opinions contained in this document are not to be considered as recommendation or investment advice. Every investment involves risk, especially with regard to fluctuations in value and return, and investors' capital may be at risk. If the currency of a financial product is different from your reference currency, the return can increase or decrease as a result of currency fluctuations. Past performance is no indicator for the current or future performance. The performance data are calculated without taking account of commissions and costs that result from subscriptions and redemptions. Commissions and costs have a negative impact on performance. For more information about the associated costs, please refer to the related costs and fees section of the prospectus. Any benchmarks/indices cited herein are provided for information purposes only. No benchmark/index is directly comparable to the investment objectives, strategy or universe of the subfund. The performance of a benchmark shall not be indicative of past or future performance of the subfund. Financial transactions should only be undertaken after having carefully studied the current valid prospectus and are only valid on the basis of the latest version of the prospectus and available annual and half-yearly reports. Please take note of the risk factors.

### Countries of distribution and local representatives

The Bellevue Funds (Lux) is registered and admitted for public distribution in AT, CH, DE, ES, LU and SG. For HK the subfund has been notified to the Luxembourg Regulator.

#### Austria, Germany:

Facilities Agent: Zeidler Legal Process Outsourcing Ltd with address at 19-22 Lower Baggot Street, Dublin 2, D02 X658, Ireland, email: [facilities\\_agent@zeidlerlegalservices.com](mailto:facilities_agent@zeidlerlegalservices.com) ("Zeidler") and CACEIS Investor Services Bank S.A. with address at 14, Porte de France, L-4360 Esch-sur-Alzette, Luxembourg.

**Spain:** Representative: Atl Capital, Calle de Montalbán 9, ES-28014 Madrid - CNMV under the number 938

**Switzerland:** The Bellevue Funds (Lux) SICAV is registered for public offering and distribution in Switzerland with the Swiss Financial Market Supervisory Authority. Representative agent in Switzerland: Waystone Fund Services (Switzerland) SA, Avenue Villamont 17, CH-1005 Lausanne. Paying agent in Switzerland: DZ PRIVATBANK (Schweiz) AG, Münsterhof 12, P.O. Box, CH-8022 Zürich. You can obtain the sales prospectus, Key Information Document ("PRIIP-KID"), statutes and the current annual and half-yearly reports, the current share prices and further information about the fund free of charge in German from the management company Bellevue Asset Management AG, Seestrasse 16, CH-8700 Küsnacht, the representative agent in Switzerland or online at [www.bellevue.ch](http://www.bellevue.ch). In respect of the units distributed in or from Switzerland, the place of performance and jurisdiction is at the registered office of the representative agent.

The Summary of Investor Rights is available under: [https://www.waystone.com/wp-content/uploads/2021/08/Waystone\\_Management\\_Company\\_Lux\\_S.A\\_Summary\\_of\\_Investor\\_Rights\\_-\\_August\\_2021.pdf](https://www.waystone.com/wp-content/uploads/2021/08/Waystone_Management_Company_Lux_S.A_Summary_of_Investor_Rights_-_August_2021.pdf)

The management company may decide to withdraw the arrangements it has made for the distribution of the units of its collective investment undertakings in accordance with Article 93a of Directive 2009/65/EC and Article 32a of Directive 2011/61/EU.

© 2024 MSCI ESG Research LLC. Reproduced by permission. Although Bellevue Asset Management information providers, including without limitation, MSCI ESG Research LLC and its affiliates (the "ESG Parties"), obtain information from sources they consider reliable, none of the ESG Parties warrants or guarantees the originality, accuracy and/or completeness of any data herein. None of the ESG Parties make any express or implied warranties of any kind, and the ESG Parties hereby expressly disclaim all warranties of merchantability and fitness for a particular purpose, with respect to any data herein. None of the ESG Parties shall have any liability for any errors or omissions in connection with any data herein. Further, without limiting any of the foregoing, in no event shall any of the ESG Parties have any liability for any direct, indirect, special, punitive, consequential or any other damages (including lost profits) even if notified of the possibility of such damages.

The most important terms are explained in the glossary at [www.bellevue.ch/en/glossary](http://www.bellevue.ch/en/glossary).

Copyright © 2024 Bellevue Asset Management AG. All rights reserved.

**Important information****BELLEVUE FUNDS (LUX)  
PROSPECTUS SUPPLEMENT – ADDITIONAL INFORMATION FOR  
INVESTORS IN HONG KONG  
DATED NOVEMBER 2021**

This section has been prepared solely for Hong Kong investors who invest or propose to invest in Shares of Bellevue Funds (Lux) (the “Company”) in Hong Kong. Investors in Hong Kong should read this supplement in conjunction with the Prospectus for the Company (the “Prospectus”). References to the Prospectus are to be taken as references to that document as supplemented hereby. In addition, words and expressions defined in the Prospectus, unless otherwise defined below, shall bear the same meaning when used herein.

**FOR RESIDENTS OF HONG KONG**

**WARNING: THE CONTENTS OF THIS PROSPECTUS HAVE NOT BEEN REVIEWED BY ANY REGULATORY AUTHORITY IN HONG KONG. YOU ARE ADVISED TO EXERCISE CAUTION IN RELATION TO THE OFFER. IF YOU ARE IN ANY DOUBT ABOUT ANY OF THE CONTENTS OF THIS PROSPECTUS, YOU SHOULD OBTAIN INDEPENDENT PROFESSIONAL ADVICE.**

THIS PROSPECTUS DOES NOT CONSTITUTE AN OFFER OR INVITATION TO THE PUBLIC IN HONG KONG TO ACQUIRE SHARES. ACCORDINGLY, NO PERSON MAY ISSUE OR HAVE IN ITS POSSESSION FOR THE PURPOSES OF ISSUE, THIS PROSPECTUS OR ANY ADVERTISEMENT, INVITATION OR DOCUMENT RELATING TO THE SHARES, WHICH IS DIRECTED AT, OR THE CONTENTS OF WHICH ARE LIKELY TO BE ACCESSED OR READ BY, THE PUBLIC IN HONG KONG EXCEPT WHERE: (I) THE SHARES ARE ONLY INTENDED TO BE OFFERED TO “PROFESSIONAL INVESTORS” (AS SUCH TERM IS DEFINED IN THE SECURITIES AND FUTURES ORDINANCE OF HONG KONG (CAP. 571 OF THE LAWS OF HONG KONG), AS AMENDED (THE “SFO”) AND THE SUBSIDIARY LEGISLATION MADE THEREUNDER); (II) IN CIRCUMSTANCES WHICH DO NOT RESULT IN THIS PROSPECTUS BEING A “PROSPECTUS” AS DEFINED IN THE COMPANIES (WINDING UP AND MISCELLANEOUS PROVISIONS) ORDINANCE OF HONG KONG (CAP. 32 OF THE LAWS OF HONG KONG), AS AMENDED (THE “CO”); OR (III) IN CIRCUMSTANCES WHICH DO NOT CONSTITUTE AN OFFER OR AN INVITATION TO THE PUBLIC FOR THE PURPOSES OF THE SFO OR THE CO. THE OFFER OF THE SHARES IS PERSONAL TO THE PERSON TO WHOM THIS PROSPECTUS HAS BEEN DELIVERED AND A SUBSCRIPTION FOR SHARES WILL ONLY BE ACCEPTED FROM SUCH PERSON. NO PERSON TO WHOM A COPY OF THIS PROSPECTUS IS ISSUED MAY COPY, ISSUE OR DISTRIBUTE THIS PROSPECTUS IN HONG KONG, OR MAKE OR GIVE A COPY OF THIS PROSPECTUS TO ANY OTHER PERSON.