

As of 31 March 2024

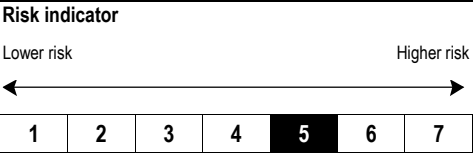
Invesco STOXX Europe 600 Optimised Media UCITS ETF Acc

XMPS

Fund objective
The Invesco STOXX Europe 600 Optimised Media UCITS ETF Acc aims to track the net total return performance of the STOXX Europe 600 Optimised Media Index, less fees.

An investment in this fund is an acquisition of units in a passively managed, index tracking fund rather than in the underlying assets owned by the fund.

ETF information	
Fund launch date	03 July 2009
Share class launch date	03 July 2009
Ongoing charge ¹	0.20% p.a.
Swap fee ¹	0.00% p.a.
Fund base currency	EUR
Share class currency	EUR
Currency hedged	No
Index	STOXX Europe 600 Optimised Media Index (EUR)
Index currency	EUR
Index Bloomberg ticker	SXOMR
Replication method	Synthetic
UCITS compliant	Yes
Umbrella fund	Invesco Markets plc
Investment manager	Assenagon Asset Management S.A.
Custodian	Northern Trust Fiduciary Services (Ireland) Limited
Domicile	Ireland
Dividend treatment	Accumulating
ISIN code	IE00B5MTZ488
WKN	A0RPSA
VALOR	10407896
SEDOL	B5MTZ48
Bloomberg ticker	XMPS GY
Fund size	EUR 6.28m
NAV per share	EUR 184.44
Shares in issue	34,059
SFDR Classification	Article 6



The Risk Indicator is subject to change and is correct based on the data available at the time of publication.

¹ Ongoing charge includes management fee, custody and administration costs but excludes transaction costs such as swap costs. The total cost is the sum of the ongoing charge figure and swap fee. Costs may increase or decrease as a result of currency and exchange rate fluctuations. Consult the legal documents for further information on costs.

Investment risks
For complete information on risks, refer to the legal documents. The value of investments, and any income from them, will fluctuate. This may partly be the result of changes in exchange rates. Investors may not get back the full amount invested. The Fund's ability to track the benchmark's performance is reliant on the counterparties to continuously deliver the performance of the benchmark in line with the swap agreements and would also be affected by any spread between the pricing of the swaps and the pricing of the benchmark. The insolvency of any institutions providing services such as safekeeping of assets or acting as counterparty to derivatives or other instruments, may expose the Fund to financial loss. The Fund might be concentrated in a specific region or sector or be exposed to a limited number of positions, which might result in greater fluctuations in the value of the Fund than for a fund that is more diversified. The value of equities and equity-related securities can be affected by a number of factors including the activities and results of the issuer and general and regional economic and market conditions. This may result in fluctuations in the value of the Fund. The fund might purchase securities that are not contained in the reference index and will enter into swap agreements to exchange the performance of those securities for the performance of the reference index. The Fund's performance may be adversely affected by variations in the exchange rates between the base currency of the Fund and the currencies to which the Fund is exposed.

About the index
The STOXX Europe 600 Optimised Media Index is a financial index comprising media companies selected from the STOXX® Europe 600 index. Certain filters are applied including a liquidity filter. Constituent weightings are capped at 20, 15 or 10% depending on the number of constituents.

Past performance does not predict future returns.

Indexed performance, % growth over the last 10 years
■ Invesco STOXX Europe 600 Optimised Media UCITS ETF Acc
■ STOXX Europe 600 Optimised Media Index (EUR)



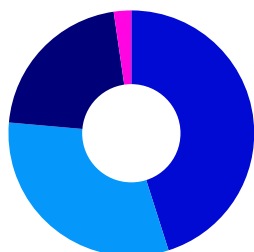
Cumulative performance as at 31 March 2024 (%)					
	1Y	3Y	5Y	10Y	Fund inception
ETF	25.40	52.43	73.96	121.10	416.43
Index	25.62	53.35	76.07	127.16	438.13

Calendar year performance (%)										
	2023	2022	2021	2020	2019	2018	2017	2016	2015	2014
ETF	25.80	-9.97	32.70	-7.65	20.34	-1.43	-2.25	-4.73	14.44	11.15
Index	25.99	-9.80	33.09	-7.37	20.70	-1.14	-1.96	-4.44	14.78	11.48

Standardised rolling 12 month performance (%)										
	03.23	03.22	03.21	03.20	03.19	03.18	03.17	03.16	03.15	03.14
	03.24	03.23	03.22	03.21	03.20	03.19	03.18	03.17	03.16	03.15
ETF	25.40	6.23	14.42	40.12	-18.55	9.35	-7.35	0.59	-7.18	34.36
Index	25.62	6.38	14.75	40.53	-18.30	9.68	-7.07	0.89	-6.90	34.76

Source: Invesco, Bloomberg L.P., FactSet. ETF performance shown is calculated with reference to the Net Asset Value, inclusive of net reinvested income and net of ongoing charges and portfolio transaction costs, in EUR. The figures do not reflect the actual share price, the impact of the bid/offer spread or broker commissions. Returns may increase or decrease as a result of currency fluctuations. ETF NAV performance differs from that of the index due to the ongoing charges and portfolio transaction costs and due to the fact that the ETF does not necessarily always hold all the securities in the index in their respective weighting. This ETF does not charge an entry fee.

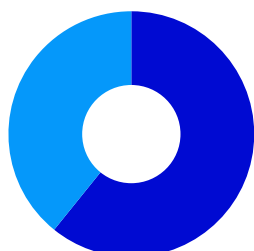
Geographic allocation (%)



United Kingdom	45.1
Netherlands	31.3
France	21.3
Germany	2.3

Source: Invesco, as at 31 Mar 2024

Sector allocation (%)



Communication services	60.8
Industrials	39.2

Source: Invesco, as at 31 Mar 2024

Top exposures (%)

Name	Weight
RELX ORD	19.70
WOLTERS KLUWER ORD	19.47
PUBLICIS GROUPE ORD	15.86
UMG ORD	11.87
INFORMA ORD	9.85
WPP ORD	7.02
PEARSON ORD	6.22
VIVENDI ORD	5.40
ITV ORD	2.34
CTS EVENTIM ORD	2.27

Source: Invesco, as at 31 Mar 2024

Please see etf.invesco.com for ETP holdings information. Holdings are subject to change.

Important information

This marketing communication is for consumer use in Ireland only, and for professional investors in Belgium, Denmark, Finland, Luxembourg, the Netherlands, Norway, Portugal, Spain, Sweden, Switzerland and Qualified Clients/Sophisticated Investors in Israel; in Singapore for Institutional Investors only and for financial intermediaries in the United States.

By accepting this material, you consent to communicate with us in English, unless you inform us otherwise.

For information on our funds and the relevant risks, refer to the Key Information Documents/Key Investor Information Documents (local languages) and Prospectus (English, French, German), and the financial reports, available from www.invesco.eu. A summary of investor rights is available in English from www.invescomanagementcompany.ie. The management company may terminate marketing arrangements.

This is marketing material and not financial advice. It is not intended as a recommendation to buy or sell any particular asset class, security or strategy. Regulatory requirements that require impartiality of investment/investment strategy recommendations are therefore not applicable nor are any prohibitions to trade before publication.

UCITS ETF's units / shares purchased on the secondary market cannot usually be sold directly back to UCITS ETF. Investors must buy and sell units / shares on a secondary market with the assistance of an intermediary (e.g. a stockbroker) and may incur fees for doing so. In addition, investors may pay more than the current net asset value when buying units / shares and may receive less than the current net asset value when selling them.

The STOXX® Optimised indices and related trademarks are proprietary to STOXX Limited and have been licensed for certain purposes by Invesco. The Funds tracking the STOXX® Optimised indices are not sponsored, sold, endorsed or promoted by STOXX Limited and have been licensed for use by Invesco.

For the full objectives and investment policy please consult the current prospectus.

No action has been taken or will be taken in Israel that would permit a public offering of the Fund or distribution of this document to the public. This Fund has not been approved by the Israel Securities Authority (the ISA). The Fund shall only be sold in Israel to an investor of the type listed in the First Schedule to the Israeli Securities Law, 1968, who in each case have provided written confirmation that they qualify as Sophisticated Investors, and that they are aware of the consequences of such designation and agree thereto and further that the Fund is being purchased for its own account and not for the purpose of re-sale or distribution other than, in the case of an offeree which is an Sophisticated Investor, where such offeree is purchasing product for another party which is an Sophisticated Investor. This document may not be reproduced or used for any other purpose, nor be furnished to any other person other than those to whom copies have been sent. Nothing in this document should be considered investment advice or investment marketing as defined in the Regulation of Investment Advice, Investment Marketing and Portfolio Management Law, 1995 ("the Investment Advice Law"). Neither Invesco Ltd. nor its subsidiaries are licensed under the Investment Advice Law, nor does it carry the insurance as required of a licensee thereunder. This document does not constitute an offer to sell or solicitation of an offer to buy any securities or fund units other than the fund offered hereby, nor does it constitute an offer to sell to or solicitation of an offer to buy from any person in any state or other jurisdiction in which such offer or solicitation would be unlawful, or in which the person making such offer or solicitation is not qualified to do so, or to a person to whom it is unlawful to make such offer or solicitation.

This product is offered in Belgium under the Public Offer Exemption. This material is intended only for professional investors and may not be used for any other purpose nor passed on to any other investor in Belgium.

The offer of the Fund in Switzerland is directed at qualified investors pursuant to Article 10 CISA. The representative and paying agent in Switzerland is BNP PARIBAS, Paris, Zurich Branch, Selnaustrasse 16 8002 Zürich. The Prospectus, Key Information Document, and financial reports may be obtained free of charge from the Representative. The ETFs are domiciled in Ireland.

This advertisement has not been reviewed by the Monetary Authority of Singapore. This document is solely provided to Institutional Investors in Singapore. Not for further distribution. The strategy or strategies mentioned in this document (if any) may be adopted by a fund or different funds. The fund(s) as mentioned in this document (where applicable) (the "Fund") is a restricted foreign scheme in Singapore. The Fund is not authorized or recognized by the Monetary Authority of Singapore (the "MAS") and the Interests of the Fund are not allowed to be offered to the retail public in Singapore. This document is not a prospectus as defined in the Securities and Futures Act (the "SFA"). Accordingly, statutory liability under the SFA in relation to the content of prospectuses does not apply. You should consider carefully whether the investment is suitable for you. This document may not be circulated or distributed, whether directly or indirectly, to persons in Singapore other than to an institutional investor under Section 304 of the SFA or otherwise pursuant to, and in accordance with the conditions of, any other applicable provision of the SFA. As the Fund(s) is/are not denominated in Singapore dollars, eligible investors must be aware of their exposure to foreign currency exchange risk. This document is issued in Singapore by Invesco Asset Management Singapore Ltd, 9 Raffles Place, #18-01 Republic Plaza, Singapore 048619.

This document is intended for distribution to US financial intermediaries for informational purposes and in relation to their activities with offshore clients only. The Funds are not registered under any US securities law, and may not be offered or sold directly or indirectly in the US, its territories or possessions, nor to any US persons, citizens or residents. The Funds are not offered for sale in any jurisdiction in which the Funds are not authorized to be publicly sold. The Funds must not be marketed on US soil. Invesco Investment Management Limited (IIML) is the manager of Invesco ETFs. IIML will provide promotional services and support to Invesco Distributors, Inc. ("Broker Dealer") acting on an execution only basis. By receiving the present communication from IIML, the Broker Dealer agrees and confirms that they: (i) will only promote the ETFs to US offshore investors; (ii) are aware the ETFs are not registered for distribution or promotion to US onshore investors; (iii) will comply with the ETFs' target markets as defined by IIML, and published on etf.invesco.com; (iv) will comply with all local distribution rules, including, but not limited to, private placement US Securities Act for US offshore activities; (v) will provide the necessary information to allow IIML to carry out due diligence on the Broker Dealer; (vi) will complete and maintain sufficient due diligence on their investors to establish and confirm that the investors are not US onshore investors; and (vii) will immediately cease promotion of the ETFs to any investors who they become aware are not US offshore investors and will inform Invesco if this occurs. Issued in the US by Invesco Distributors, Inc., 11 Greenway Plaza, Suite 1000, Houston, Texas 77046, USA. Invesco Distributors, Inc. is the appointed US sub-distributor of Invesco Investment Management Limited, Ground Floor, 2 Cumberland Place, Fenian Street, Dublin 2, Ireland, authorized and regulated by the Central Bank of Ireland. All entities are indirect, wholly owned subsidiaries of Invesco Ltd.

This material has been communicated by Invesco Investment Management Limited, Ground Floor, 2 Cumberland Place, Fenian Street, Dublin 2, Ireland, regulated by the Central Bank of Ireland, by Invesco Asset Management Limited, Perpetual Park, Perpetual Park Drive, Henley-on-Thames, Oxfordshire, RG9 1HH, United Kingdom, by Invesco Asset Management (Schweiz) AG, Talacker 34, 8001 Zurich, Switzerland.

Glossary

Benchmark: An index against which the ETF is measured, in terms of relative performance, risk and other useful comparisons.

Derivative: Derivatives are financial instruments whose prices are driven by the price shifts or price expectations of another financial instrument, which is called the "underlying". Many derivatives are designed to react disproportionately to shifts in the price of the underlying. Derivatives can be used for both hedging and speculative purposes. The most common derivatives are certificates, options, futures and swaps.

Distribution Yield: The distribution yield is a measurement of cash flow being paid. It's the sum of the distributions over 12 months divided by the net asset value (NAV) of the fund.

ESG: Environmental, Social and Governance, three key factors in measuring sustainability and societal impact of a company.

ETF: Exchange traded fund. A type of fund that is traded on the stockmarket like ordinary shares. ETFs can be bought and sold during trading hours, like ordinary shares, whereas other types of funds are priced once a day only.

Factors: An investment approach that seeks to identify and invest in securities that display certain quantifiable characteristics. Common examples of factors include Value, Quality and Momentum. A factor strategy may seek to target just one factor or combine multiple factors.

Hedged: The intended result of reducing the portfolio's exposure to a specific risk, such as the risk of fluctuations between currency exchange rates ("currency hedging").

Replication Method: Strategy employed by the fund to achieve its objective.

Swap: A swap is a derivative contract where two parties agree to exchange separate streams of cashflows or returns.

Synthetic Replication: Synthetic funds own a diversified portfolio of equities that may differ from the benchmark index. The ETF contracts with one or more banks (each a counterparty), which agree to pay any difference between the portfolio performance and the index performance, less any applicable fees. These contracts are known as swaps. Using swaps ensures accurate index tracking but introduces counterparty risk: if a counterparty failed to pay the index performance due under the swap contract, the ETF would instead rely on the performance of its portfolio of equities, which could be lower than the index performance. An ETF's exposure to a swap counterparty is limited by the UCITS regulation, and further limited by measures that we impose.

UCITS: Undertakings for Collective Investments in Transferable Securities. European regulatory framework for an investment vehicle that can be marketed across the European Union.

Article 6 SFDR

For the purposes of meeting the requirements of Article 6 SFDR, we have disclosed information on Sustainability Risks in the Prospectus Addendum found on etf.invesco.com

Invesco's Commitment to ESG

At Invesco, our commitment to ESG investing is a key element of our ambition to be the most client-centric asset manager.

Environmental, social, and governance (ESG) considerations are a critical part of our corporate culture, and we appreciate they also may be important in your own investment strategy.

Although not all of our ETFs follow an index with specific ESG characteristics, the information on this page provides transparency to help you identify long-term risks and opportunities in your investments.

Business involvement screens can help you gain better insights into potentially controversial business activities that a fund or index may be exposed to.

All ESG, carbon emissions, and business involvement data are sourced from MSCI ESG Research. In order to assess the ESG profile, the fund or index must have at least 10 securities or constituents, and 65% of the fund's weight must be covered by MSCI ESG Research. For more details, please see MSCI's methodology on www.msci.com

Important ESG Information

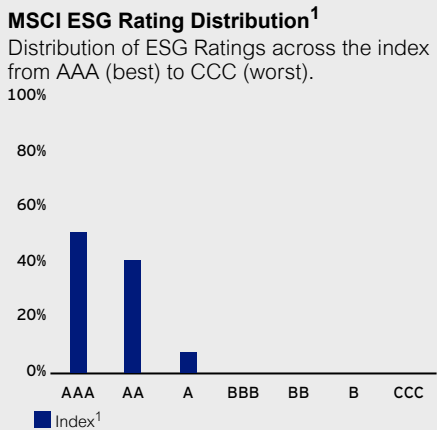
The above information is for illustrative purposes only. Providing this information is not indicative of how or whether ESG factors will be integrated into a fund. Unless otherwise stated in the legal offering documents (fund and share class specific Key Investor Information Document (KIID), prospectus, annual & semi-annual reports), the ESG information provided on this page does not change a fund's investment objective or policy or constrain the fund's investable universe. For more information regarding a fund's investment strategy, please see the fund's prospectus, available free of charge on our website etf.invesco.com and from the issuers. The rating may vary from one rating agency to another. The rating may change over time and is not a guarantee of future performance of the fund.

ESG Supplement

As at 28 March 2024

ESG Profile ¹	Index ¹
ESG Fund Rating (AAA-CCC)	AA
ESG Quality Score (0-10)	8.6
Environmental Pillar Score	9.8
Social Pillar Score	5.6
Governance Pillar Score	7.3
ESG % Coverage	100.0

Carbon Footprint ¹	Index ¹
Scope 1 Emissions (tons CO ₂ e)	2.0
Scope 2 Emissions (tons CO ₂ e)	7.9
Total Carbon Intensity (tons CO ₂ e/USDm)	3.8
Wtd Avg Carbon Intensity (tons CO ₂ e/USDm)	3.9



ESG Trend Momentum ¹	
The percentage of companies held by the fund or index that have improved their ESG Rating, (positive), have no change (stable) or worsened (negative) since the previous rating.	
Trend	Index ¹
Positive	28.0%
Stable	72.0%
Negative	-
Unrated	-

Corporate Governance	Index ¹
Board Independence	80.8%
Female Directors	45.8%

Business Screening and Exclusions	Index ¹
UN Global Compact Violations	-
Civilian Firearms	-
Controversial Weapons	-
Conventional Weapons	-
Nuclear Weapons	-
Tobacco	-
Thermal Coal	-
Oil Sands	-
Recreational Cannabis	-

ESG Rating Distribution by Sector ^{1,3}	AAA	AA	A	BBB	BB	B	CCC	Not Rated
Communication Services	12.2%	34.8%	7.7%	-	-	-	-	-
Consumer Discretionary	-	6.2%	-	-	-	-	-	-
Consumer Staples	-	-	-	-	-	-	-	-
Energy	-	-	-	-	-	-	-	-
Financials	-	-	-	-	-	-	-	-
Health Care	-	-	-	-	-	-	-	-
Industrials	39.2%	-	-	-	-	-	-	-
Information Technology	-	-	-	-	-	-	-	-
Materials	-	-	-	-	-	-	-	-
Real Estate	-	-	-	-	-	-	-	-
Utilities	-	-	-	-	-	-	-	-
Other	-	-	-	-	-	-	-	-

Glossary

MSCI ESG Fund Rating: The Fund's ESG rating is designed to assess the resilience of the fund's aggregate holdings to long-term, financially relevant ESG risks and should facilitate the ability to rank or screen mutual funds and ETFs on a AAA to CCC ratings scale. This rating aims to provide fund level transparency and measures the ESG characteristics of the total portfolio. It is calculated as a direct mapping of MSCI ESG Quality Scores to letter rating categories. ESG Leaders are holdings with an ESG rating of AAA or AA (best in class), and ESG Laggards are holdings with an ESG rating of B or CCC.

MSCI ESG Quality Score: Calculated as the weighted average of the underlying holding's ESG scores, excluding any underlying holding where this information is not available. It is provided on a 0-10 scale, with 0 and 10 being the respective lowest and highest possible scores. MSCI scores underlying holdings according to their exposure to and management of key ESG issues, which are divided into three pillars: environmental, social and governance.

ESG % Coverage: The percentage of the fund and benchmark where MSCI ESG Research is available.

CO₂ Scope 1 Emission: A company's Scope 1 direct emissions (tCO₂e) from operations. The direct emissions data represents the final, MSCI reviewed and approved value based on the MSCI methodology, which selects the accurate value from available sources.

CO₂ Scope 2 Emission: A company's Scope 2 energy indirect emissions (tCO₂e) from operations. The energy indirect emissions data represents the final, MSCI reviewed and approved value based on the MSCI methodology, which selects the accurate value from available sources.

Total Carbon Intensity: Measures the fund or index's overall carbon intensity and carbon efficiency associated with its holdings, based on carbon expertise and research provided by MSCI. It uses the carbon intensity metrics at the company level (Scope 1 + Scope 2) per USUSD1 million of revenue. For government bonds, it uses total country carbon emissions per USUSD1 million GDP.

Wtd Avg (Weighted Average) Carbon Intensity: The underlying funds' exposure to carbon intensive holdings, calculated as the weighted average of the constituent's intensity metrics: Scope 1 + 2 Emissions per USD 1M revenue for corporates and total country carbon emissions per USD 1M GDP for government bonds.

Board Independence: Weighted average percentage of board members that meet the MSCI criteria for independence.

Female Directors: Weighted average percentage of female board members.

SFDR: Part of the EU's Sustainable Finance Action Plan, the Sustainable Finance Disclosure Regulation (SFDR, also known as Disclosure Regulation) aims to promote transparency on sustainability by ensuring that participants in the financial services sector provide consistent information to clients in relation to the sustainability of the products and services they provide. The supplement of the fund and the management company website contain further information on compliance with SFDR.

Article 6: The requirement under SFDR to describe the manner in which sustainability risks are integrated into investment decisions, or to provide an explanation of reasons why sustainability risks are deemed not to be relevant.

Article 8 Fund: A fund that, in accordance with the criteria outlined in Article 8 of SFDR, promotes, among other characteristics, environmental or social characteristics, or a combination of those characteristics and provided that the companies that the fund invests in follow good governance practices.

Article 9 Fund: A fund that, in accordance with the criteria outlined in Article 9 of SFDR has sustainable investment as its objective.

Certain information ©2024 MSCI ESG Research LLC. Reproduced by permission; no further distribution. This report contains certain information (the "Information") sourced from MSCI ESG Research LLC, or its affiliates or information providers (the "ESG Parties"). The information may only be used for your internal use, may not be reproduced or disseminated in any form and may not be used as a basis for, or a component of, any financial instruments or products or indices.

Although they obtain information from sources they consider reliable, none of the ESG Parties warrants or guarantees the originality, accuracy and/or completeness, of any data herein and expressly disclaim all express or implied warranties, including those of merchantability and fitness for a particular purpose.

None of the MSCI information is intended to constitute investment advice or a recommendation to make (or refrain from making) any kind of investment decision and may not be relied on as such, nor should it be taken as an indication or guarantee of any future performance, analysis, forecast or prediction. None of the ESG Parties shall have any liability for any errors or omissions in connection with any data herein, or any liability for any direct, indirect, special, punitive, consequential or any other damages (including lost profits) even if notified of the possibility of such damages.

¹ ESG and carbon data is sourced from MSCI at the security level. All ESG metrics are calculated by FE FundInfo, replicating the MSCI methodology, using the underlying holdings of the portfolio. For more details, please see MSCI's methodology www.msci.com

² The index is STOXX® Europe 600 Optimised Media Total Return (Net) Index.

³ The ESG rating distribution table does not include cash positions and therefore may not total 100%.

MSCI ESG Business Involvement Screening Research: Provides research on company involvement in products and services, which allow investors to screen companies according to specific criteria motivated by ethical, impact, compliance or ESG risk considerations.

Summary definitions of each business screening are as follows:

UN Global Compact (UNGC) Violations: Percentage of companies in the fund or index that have been identified to have violated United Nations Global Compact principles. Data is based on MSCI ESG Controversies Research and MSCI ESG Global Norms Screening.

Controversial Weapons: Percentage of companies in the fund or index that have been identified to have ties to controversial weapons, including cluster munitions, land mines, biological and chemical weapons, depleted uranium weapons, blinding laser weapons, incendiary weapons, and/or non detectable fragments.

Conventional Weapons: Percentage of companies in the fund or index that have been identified to have ties to conventional weapons, weapons systems, component. and support systems and services.

Nuclear Weapons: Percentage of companies in the fund or index that have been identified to have ties to production of nuclear warheads and/or whole nuclear missiles, manufacture components that were developed or are significantly modified for exclusive use in nuclear weapons (warheads and missiles), manufacture or assemble delivery platforms that were developed or significantly modified for the exclusive delivery of nuclear weapons, provide auxiliary services related to nuclear weapons.

Civilian Firearms: Percentage of companies in the fund or index that have been identified to have ties to firearms, small-arms ammunitions including automatic and semi-automatic for the civilian market. The research excludes products exclusively sold for the military, government. and law enforcement markets.

Tobacco: Percentage of companies in the fund or index that have been identified to have ties to tobacco products, such as cigars, kreteks, smokeless tobacco, snuff, snus, dissolvable and chewing tobacco. This also includes companies that grow or process raw tobacco leaves.

Thermal Coal: Percentage of companies in the fund or index that have been identified to have ties to power from coal or derive revenue from thermal coal mining.

Oil Sands: Percentage of companies in the fund or index that have been identified to have ties to oil sands, in particular, reserve ownership and production activities.

Recreational Cannabis: Percentage of companies in the fund or index that have been identified to have ties to or derive revenue from recreational cannabis.

Contact Information

Client services

Telephone: 0800 085 8677

E-mail: invest@invesco.com
etf.invesco.com

Telephone calls may be recorded.

Issued by Invesco Investment Management Limited, Ground Floor, 2 Cumberland Place, Fenian Street, Dublin 2, Ireland.

Authorised in Ireland and regulated by the Central Bank of Ireland.