

## Key Investor Information Document

**This document provides you with key investor information about this Fund. It is not marketing material. The information is required by law to help you understand the nature and the risks of investing in this Fund. You are advised to read it so you can make an informed decision about whether to invest.**

**Salar Fund Plc (the “Fund”)**  
**(ISIN: IE00B50VYD81, Class E3 EUR Shares (Accumulation))**  
**The Fund is managed by Ferox Capital LLP**

## Objectives and Investment Policy

The Fund aims to generate positive returns and preserve capital principally by buying debt instruments that offer a yield but also the potential to convert to shares (convertible bonds).

The Fund aims to achieve a return that exceeds LIBOR.

The Fund has a global focus. The Fund invests in bonds which are either Investment Grade or non-Investment Grade in developed and emerging market countries.

The Fund invests primarily in convertible bonds that are trading close to their fixed income value. These convertible bonds are less sensitive to share price movement and are more bond-like in their risk profile, offering protection if shares prices fall. If share prices rise, they can still participate in this rise as they become increasingly equity-like.

Any income less expenses earned by the Fund will not be distributed to investors but will be accumulated in the net asset value per share of the Fund instead.

The value of the Fund is calculated and published daily and investors can buy and/or sell shares on any day in which the banks are open for business in Dublin and London.

The Fund may, but is not obliged to, use Equities to reduce risk and manage the fund more effectively.

Derivatives may be used to achieve the investment objective and reduce risk or manage the Fund more effectively. This may include but is not limited to the use of derivatives to create a short Equity position to reduce Equity risk on long convertible bonds.


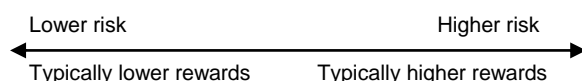
For full investment objective and investment policy details, as well as subscription and redemption policies please refer to the prospectus.

Equity(ies): listed and unlisted securities that represent an ownership stake in a company.

Derivatives: instruments whose value depends on the rise and fall of other assets.

Investment Grade: securities rated better than BB+ by Standard & Poor's or an equivalent rating by any other principal rating agency.

## Risk and Reward Profile



The Fund is categorised as a 3 for the purposes of this table due to its investments in convertible bonds and use of Derivatives.

This means that the Fund's risk is normally higher than that of fixed income instruments but lower than that of equity instruments.

Like convertible bond and equity markets, the Fund may experience downward price movements from time to time. While the Fund seeks to reduce risk by investing in a diversified range of assets, such diversification does not eliminate risk.

The risk and reward indicator was calculated using historic data and may not be a reliable indication of the future profile of the Fund.

The risk and reward category shown above is not guaranteed and may move up or down over time. The lowest category does not mean risk free.

The Fund price may fall as well as rise and as a result you may not get back the original amount you invested.

## Other Material Risks

- **Credit/Counterparty risk:** a party that the Fund transacts with may fail to meet its obligations which could cause losses.
- **Class Currency Risk:** currency hedging may not be successful in mitigating the effects of exchange rate fluctuations on non-USD

classes

- Emerging markets risk: emerging markets are likely to bear higher risk due to lower liquidity and possible lack of adequate financial, legal, social, political and economic structures, protection and stability as well as uncertain tax positions.
- Operational risk: material losses to the Fund may arise as a result of human error, system and/or process failure, inadequate procedures or controls.
- Exchange rate risk: changes in exchange rates may reduce or increase the value of non-USD denominated assets held by the Fund. Currency hedging may not be successful in mitigating such effects
- High-yield risk: high-yield investments, meaning instruments which pay a high amount of income generally involve greater credit risk and sensitivity to economic developments, giving rise to greater price movement than lower yielding instruments.
- Liquidity risk: convertible bonds are predominately traded on an over the counter market and may be subject to lower liquidity than the underlying equity securities.
- Derivatives and leverage risk: certain Derivatives may introduce leverage into the Fund which may result in losses greater than the amount originally invested in that Derivative.

A more detailed description of the risk factors that apply to the Fund is set out in the Fund's prospectus, which is available at [www.feroxcapital.com](http://www.feroxcapital.com).

## Charges

The charges you pay are used to pay the operating costs of running the Fund, including the costs of marketing and distributing it. These charges reduce the potential growth of your investment.

### One-off charges taken before or after you invest

**Entry Charge** None  
**Exit Charge** None

The Entry Charge is the maximum that might be taken out of your money before it is invested.

### Charges taken from the Fund over a year

**Ongoing Charges** 2.30%

### Charges taken from the Fund under certain specific conditions

Performance fee: 10% of the outperformance of the Fund over the 3-month LIBOR in the currency of the share class reset quarterly and compounded daily. The performance fee paid in 2017 was 0.13%.

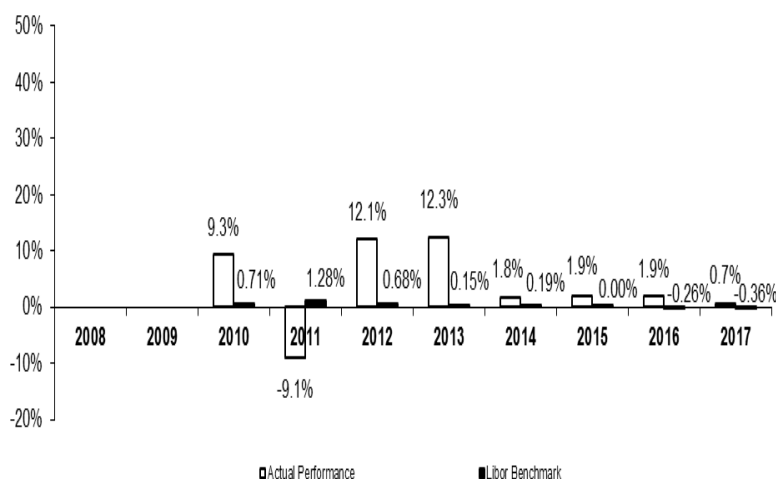
The entry and exit charges shown are maximum figures. In some cases you might pay less - you can find this out from your financial adviser or distributor.

The ongoing charges figure is based on the maximum expenses for the year ending 31 December 2017. The figure may vary from year to year. It excludes:

- Performance fees
- Portfolio transaction costs, except in the case of an entry/exit charge paid by the Fund when buying or selling units in another collective investment undertaking

For more information about charges, please see the "FEES AND EXPENSES" section of the Fund's prospectus, which is available at [www.feroxcapital.com](http://www.feroxcapital.com).

## Past Performance



- Past performance is not a reliable indicator of future performance
- The performance shown takes into account all charges and costs
- The Fund launched in February 2008
- Inception of this share class was November 2009
- Performance shown is calculated in EUR.
- EUR libor benchmark is the average 3 month rate expressed as an annual percentage.
- Performance shown is for Class E3 EUR (Accumulation) only. Investors' attention is drawn to Class Currency Risk above.

## Practical Information

- The Fund's assets are held with its depositary, which is BNP Paribas Securities Services, Dublin Branch.
- Further information about the Fund (including the current prospectus and most recent financial statements) and the net asset value per Share is available at [www.feroxcapital.com](http://www.feroxcapital.com) in English, free of charge.
- The key investor information is specific to this share class. Other share classes exist and information on those share classes can be found at [www.feroxcapital.com](http://www.feroxcapital.com).
- The Fund's remuneration policy, including all required elements, is available free of charge at [www.feroxcapital.com](http://www.feroxcapital.com) or in hard copy on request.
- The Fund is subject to Irish taxation legislation, which may have an impact on your personal tax position as an investor in the Fund. Investors should consult their own tax advisers before investing in the Fund.
- Salar Fund Plc may be held liable solely on the basis of any statement contained in this document that is misleading, inaccurate or inconsistent with the relevant parts of the prospectus for the Fund.

The Fund is authorised in Ireland and regulated by the Central Bank of Ireland

The key investor information is accurate as at 7th February 2018