



# iMGP Funds

## iMGP Sustainable Europe

Managed by  
**WHEB Asset Management LLP**

Share class : C EUR  
ISIN : LU0507009503  
For qualified and retail investors

### Investment objective

The objective of this Sub-fund is to maximise long term capital growth by investing at all times for at least 75% of the Sub-fund's assets in equities or similar instruments issued by companies based in a member state of the EU, in Norway, the UK or Iceland. The policy of the Sub-fund is to maintain a concentrated portfolio of equities, issued by companies that aim to have a positive societal impact by addressing at least one of the United Nations Sustainable Development Goals, across a range of European countries and sectors subject to the investment restrictions set out in this Prospectus. The Sub-fund includes the integration of ESG factors into its investment selection process, it has sustainable investment as its objective and is therefore classified as article 9 according to Regulation (EU) 2019/2088 ('SFDR').

### Risk/Return profile

LOWER RISK  
(Typically lower rewards)

HIGHER RISK  
(Typically higher rewards)

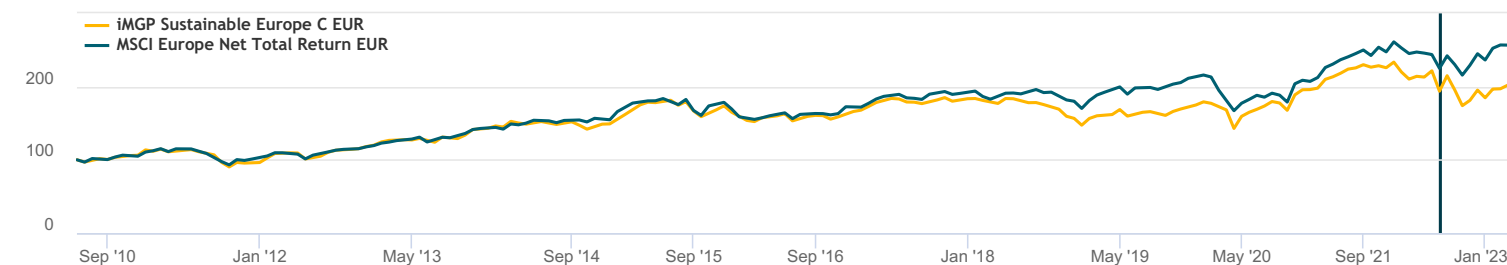


### Fund facts

Fund manager	WHEB Asset Management LLP
Dividend policy	Accumulating
Last NAV	EUR 302.99
Fund size	EUR 164.0 mn
Fund type	Equity
Investment zone	Europe
Recommended invest. horizon	At least 5 years
Share class currency	EUR
Inception date	2010.06.28
Index	MSCI Europe Net Total Return EUR
Legal structure	Luxembourg SICAV - UCITS
Registration	SG (QI), NL, LU, IT, GB, FR, ES, DE, CH, BE, AT
New strategy implementation date	2022.07.01
Classification SFDR	Article 9

### Performance & risk measures

Data as of 2023.03.31



STOXX Europe 600 NR EUR since inception; MSCI Europe Net TR EUR since 01.01.2020

Monthly returns	Year	Jan	Feb	Mar	Apr	May	Jun	Jul	Aug	Sep	Oct	Nov	Dec
2023	9.4%	6.4%	0.2%	2.6%	-	-	-	-	-	-	-	-	-
2022	-20.9%	-5.8%	-4.4%	1.8%	-0.5%	4.0%	-12.6%	10.9%	-9.0%	-11.1%	4.2%	7.7%	-5.4%
2021	19.3%	0.1%	1.0%	6.1%	1.7%	2.2%	2.6%	0.8%	1.9%	-1.5%	0.9%	-1.2%	3.4%
2020	9.2%	-1.1%	-5.1%	-15.0%	11.6%	3.5%	2.4%	2.7%	3.5%	-1.1%	-5.6%	12.6%	3.7%
2019	21.6%	6.2%	2.3%	1.1%	4.2%	-5.3%	3.3%	0.5%	-3.1%	3.4%	2.0%	3.2%	2.4%
2018	-19.7%	0.1%	-1.4%	-2.3%	3.8%	-0.2%	-2.9%	0.1%	-1.5%	-3.6%	-5.7%	-1.8%	-5.9%

Cumulative performance	Fund	Index
1M	2.6%	-0.1%
3M	9.4%	8.6%
6M	16.2%	19.0%
1Y	-5.6%	3.8%
3Y	41.5%	53.6%
5Y	14.2%	40.4%
Since inception	102.0%	156.5%

Calendar year performance	Fund	Index
YTD	9.4%	8.6%
2022	-20.9%	-9.5%
2021	19.3%	25.1%
2020	9.2%	-3.3%
2019	21.6%	26.8%
2018	-19.7%	-10.8%

Annualized risk measures	Fund	Index
Volatility	20.1%	16.5%
Sharpe ratio	0.7	1.0
Tracking error	10.0%	-
Information ratio	-0.4	-
Beta	1.1	-
Correlation	0.9	-

Annualized performance	Fund	Index
3Y	12.3%	15.4%
5Y	2.7%	7.0%
Since inception	5.7%	7.7%

Source: iM Global Partner Asset Management. Past performance does not guarantee or predict future performance. Annualized risk measures based on 3-year weekly returns if more than 3-year history or 1-year if less than 3-year history.



iMGP Sustainable Europe

Share class : C EUR

For qualified and retail investors

Manager Comment

Highlights

- Eurozone core inflation remains sticky
- The fund outperformed its benchmark over the month, returning +2.7% vs -0.1%
- Year-to-Date, the fund returned 9.7% while its reference index returned 8.6%

Cumulative performance	Fund	Index
1M	2.6%	-0.1%
YTD	9.4%	8.6%

Market Review

March was a volatile month, driven by turmoil in the banking sector. In the US, two major mid-market lenders collapsed, and regulators had to step in to guarantee customers' deposits would be safe. In Europe this was followed by the downfall of Credit Suisse, which forced the Swiss government to broker a deal that saw rival UBS buy the bank for \$3.2bn. Eurozone consumer price inflation retreated notably in March, almost entirely due to base effects in energy prices, but core inflation rose to a record high. The last week of the month also saw the Bank of England's report in which the central bank warned the next failure in financial markets may be triggered by corporate credit, following a significant build-up in private debt over the past decade.

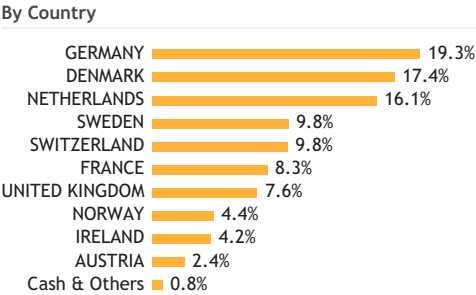
Fund Review

Fund performance was strong over the month with positive contributions across sectors. The main positive contributors were the Wellbeing and Health themes. Within Wellbeing, Sonova and Coloplast performed well. Within Health, Evotec was the stand-out performer. The biotechnology company reported strong full-year results, which followed a series of positive announcements on strategic partnerships that further strengthen the pipeline. Sustainable Transport also continued to perform well, with Infineon Technologies delivering the strongest returns across the strategy overall during the period. The company announced stronger than expected results for the first quarter and raised its outlook for the full year due to a better-than-expected demand environment. Environmental Services was the weakest theme mainly due to the performance of DSM and Smurfit Kappa. DSM has been impacted by continued deterioration in vitamin pricing within its animal health business, as well as uncertainty about the Firmenich merger as completion has been delayed by regulatory approvals.

Outlook

Sentiment remains cautious. Recent economic data has been solid, and the US Federal Reserve has hinted that interest rate increases may slow from here in the wake of the issues in the banking sector. However, we have yet to see definitive signs of disinflationary traction. Companies within the portfolio remain resilient in the current environment, and notably have very little exposure to the fallout of the banking collapses. While there is uncertainty in the short term, we remain confident in the long-term positioning of our holdings.

Portfolio Breakdown

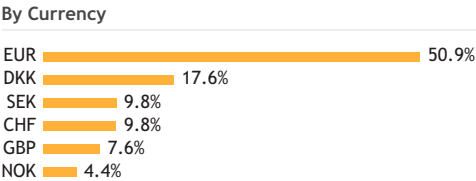


By Sector

Health Care	38.8%
Industrials	26.3%
Materials	13.8%
Technology	12.1%
Energy	4.4%
Consumer Staples	3.8%
Cash & Others	0.8%

Top 10

INFINEON TECH. AG	4.5%
SPIRAX-SARCO ENGINEERING PLC	4.5%
COLOPLAST-B	4.4%
TOMRA SYSTEMS ASA	4.4%
VESTAS WIND SYSTEMS A/S	4.4%
ARCADIS NV	4.4%
NOVO NORDISK A/S-B	4.3%
LONZA AG-REG	4.3%
HEXAGON AB-B SHS	4.3%
SARTORIUS-DE-PFD	4.3%
	43.8%



By Market Capitalization

Mega Cap > 30 bn	24.1%
Large Cap 5 bn - 30 bn	50.2%
Mid Cap 1 bn - 5 bn	25.0%
Cash & Others	0.8%

Top 3 Contributors

INFINEON TECH. AG	0.5%
SONOVA HOLDING	0.5%
EVOTEC AOI AG	0.5%

Top 3 Detractors

KONINKLIJKE DSM NV	-0.3%
SMURFIT KAPPA GROUP	-0.3%
BELIMO HOLDING AG-REG	-0.2%

Source: iM Global Partner Asset Management



iMGP Sustainable Europe

Share class : C EUR

For qualified and retail investors

Dealing information

Liquidity	Daily
Cut-off time	TD 12:00 Luxembourg
Minimum initial investment	-
Settlement	TD+2
ISIN	LU0507009503
CH Security Nr	11270140
Bloomberg	OYEUE2 LX

Fees

Subscription fee	Max 3.00%
Redemption fee	Max 1.00%
Management fee	Max 1.75%
Performance fee	-

Administrative information

Central Administration	CACEIS Bank, Luxembourg Branch	Auditor	PwC Luxembourg
Transfert Agent	CACEIS Bank, Luxembourg Branch	Management company	iM Global Partner Asset Management S.A.
Custodian Bank	CACEIS Bank, Luxembourg Branch		

Important information

This marketing document has been issued by the investment fund, iMGP (hereinafter referred to as “iMGP”). It is not intended for distribution to or use by individuals or legal entities that are citizens of or reside in a state, country, or jurisdiction in which applicable laws and regulations prohibit its distribution, publication, issue, or use. Users are solely responsible for verifying that they are legally authorised to consult the information herein. **Only the most recent version of the prospectus, the key information document (“KID”) (key investor information document (“KIID”) in the UK), and the annual and half-yearly reports of iMGP (hereinafter referred to as iMGP’s “legal documentation”) should be considered as a basis for investment decisions. These documents are available in English on the website, [www.imgp.com/iMGP](http://www.imgp.com/iMGP), or from the iMGP offices at 5, Allée Scheffer, L-2520 Luxembourg.** For Switzerland, the prospectus, the key information document, the annual and semi-annual reports, as well as the statutes can be obtained without charges from CACEIS (Switzerland) SA- 35 Route de Signy - CH-1260 Nyon, representative for Switzerland and CACEIS Bank, Paris, succursale de Nyon / Suisse, paying agent for Switzerland. For other countries, the list of representatives is available on [www.imgp.com](http://www.imgp.com).

The information or data contained in the present document does not in any way constitute an offer or a recommendation or advice to buy or sell shares in the Fund’s units. Furthermore, any reference to a specific security in this document should not be construed as a recommendation or investment advice. They are intended solely to inform the investor as to past performance, and do not reflect the opinion of iMGP or any related companies as to future returns. The information, opinions and assessments contained in the present document shall apply at the time of publication and may be revoked or changed without prior notice. iMGP has not taken any measures to adapt to each individual investor who remains responsible for his own independent decisions. Moreover, investors are advised to consult their legal, financial or tax advisors before taking any investment decisions. Tax treatment depends entirely on the financial situation of each investor and may be subject to change. It is recommended that investors obtain the appropriate expert advice before taking any investment decisions. This marketing document is in no way intended to replace the legal documentation and/or any information that investors obtain from their financial advisors.

The value of the units referred to may fluctuate and investors may not recoup all or part of their original investment. Investors should consult the iMGP’s prospectus for further details on the risks involved. **Past performance does not predict future returns.** It is calculated in the unit currency and, where investments are made in a different currency, may also be affected by fluctuations in exchange rates. The performance data given does not include commissions or any fees linked to the subscription to and/or repurchase of shares. **Returns are calculated net of fees in the reference currencies of specific sub - funds.** They reflect the current fees, include management commissions and possibly also performance commissions deducted from the sub-funds. All returns are calculated from NAV to NAV with dividends reinvested. Unless otherwise stated, the performance of sub-funds is shown on a total return basis, including dividends or any other relevant distributions. All returns shown are gross of any tax deductions that could be applicable to an investor. It is possible that companies linked to iMGP and their executives, directors or personnel hold or have held stakes or positions in the securities listed in this document, or that they have traded or acted as market maker for these securities. Moreover, these entities or individuals may also have past or present ties with the executives of the companies issuing the abovementioned shares; furnish or have furnished financial or other services; or are or have been a director of the companies in question. Please note that any reference to an index is made for information purposes only. The performance of the Fund may differ from the performance of the index. None of the index provider data may be reproduced or re-disseminated in any form and may not be used as a basis for or a component of any financial instruments or products or indices. The risk indicator of the Fund is deemed to reflect the level of risk of the Fund. It can vary from 1 to 7. Level 1 on the scale does not mean that investing in the Fund is risk free. The indicator is based on historic data and can therefore not guarantee the level of future risk of the Fund. The indicator is also not intended to be an investment objective for the Fund and therefore can vary over time. For further information, please refer to the most recent version of the key information document (“KID”), (“KIID” in the UK).