

FISCH Bond EM Corporates Defensive Fund

A subfund of the Fisch Umbrella Fund

LU0508301107 - Shareclass AD - 31 January 2023

Fisch Asset Management AG is a signatory of



| | |
|---------------------------------------|---|
| Fund Data | 31/01/2023 |
| Legal Form | SICAV as per Luxembourg Law |
| Domicile | Luxembourg |
| Registered Countries | LU, CH, DE, AT, LI, FR, BE, ES |
| Management Company | Universal-Investment-Luxembourg S.A. |
| Advisor | Fisch Asset Management AG, Zurich |
| Custodian | RBC Investor Services Bank S.A., Luxembourg |
| Inception Subfund | 31/05/2010 |
| Benchmark | JP Morgan CEMBI Broad Diversified IG USD |
| Reference Currency Share Class | USD |
| Fund Currency | USD |
| SFDR | Article 6 |
| Inception Date Share Class | 31/05/2010 |
| Distribution Type | Accumulating |
| Minimum Investment | USD 100 |
| ISIN | LU0508301107 |
| Valor | 11288777 |
| Bloomberg Ticker | FBVIHAD LX |
| WKN | A1CYZJ |
| Management Fee | 1.20% p.a. |
| Performance Fee | None |
| Subscription fee¹ | 3% max. |
| Withdrawal Fee | none |
| Ongoing Charge | 1.32% |
| Single Swing Price | Yes |
| Fund Volume | USD 555 M |
| NAV | USD 132.12 |

¹ in favour of distribution agent

Universal-Investment-Luxembourg S.A.
 15, rue de Flaxweiler
 6776 Grevenmacher
 Luxembourg
www.universal-investment.com

Strategy

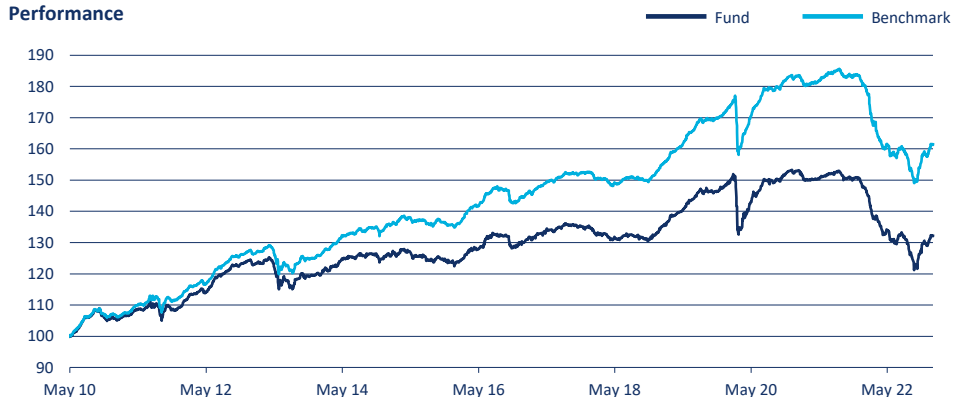
The investment objective is to outperform through active management the JP Morgan CEMBI Broad Diversified IG Index, currency hedged against the share class currency, over a market cycle, net of expenses. The fund invests in investment grade hard currency corporate bonds from emerging markets. We focus on generating a stable portfolio alpha by implementing six independent and complementary alpha sources: Macroeconomic Framework, Market Technique, Country Allocation, Fundamental Analysis, Relative Value and Sector Allocation.

Cumulative Performance
Monthly 2023 and Cumulative

| | Jan | Feb | Mar | Apr | May | Jun | July | Aug | Sept | Oct | Nov | Dec | 3 Mth | 6 Mth | 1 Year |
|-----------|------|-----|-----|-----|-----|-----|------|-----|------|-----|-----|-----|-------|-------|--------|
| Fund | 2.4% | | | | | | | | | | | | 7.5% | -0.1% | -10.4% |
| Benchmark | 2.4% | | | | | | | | | | | | 7.7% | 0.9% | -10.4% |

Yearly

| | 2015 | 2016 | 2017 | 2018 | 2019 | 2020 | 2021 | 2022 | 2023 YTD |
|-----------|-------|------|------|-------|-------|------|-------|--------|----------|
| Fund | -0.9% | 4.6% | 4.3% | -2.0% | 11.4% | 3.9% | -1.6% | -14.4% | 2.4% |
| Benchmark | 1.3% | 5.8% | 6.3% | -0.6% | 12.6% | 7.4% | 0.1% | -14.2% | 2.4% |

Performance


| Performance annualised | Fund | Benchmark |
|------------------------|-------|-----------|
| 3 Years | -3.9% | -2.4% |
| 5 Years | -0.3% | 1.2% |
| 10 Years | 0.7% | 2.5% |
| Since 31/05/2010 | 2.2% | 3.9% |

| | | |
|----------------------|-------|-------|
| Volatility 3 years | 8.8% | 8.2% |
| Sharpe ratio 3 years | -0.58 | -0.43 |
| Tracking error 3y | 1.8% | - |

| Key Figures | Fund | Benchmark |
|---------------------|------|-----------|
| Yield to Worst | 5.7% | 5.6% |
| Duration to Worst | 4.9 | 5.1 |
| Credit Spread (bps) | 157 | 164 |
| Average rating | A- | BBB+ |

Key Factors

- Global emerging market corporate bonds
- All bonds have investment grade ratings
- Investments are made in hard currencies
- Experienced team, comprising 6 emerging markets portfolio managers and 14 analysts from research provider I-CV
- Foreign currency investments are hedged against the fluctuations of the fund's reference currency

Summary Risk Indicator


The Summary Risk Indicator (SRI) assumes you keep the product for a minimum of 5 years.

Past performance is not an indicator of future performance and current or future trends. The performance values refer to the net asset value and are calculated without the commission and costs incurred on issue, redemption or swapping (e.g. transaction and custody costs of the investor). The fund does not include the security of capital which is characteristic of a deposit with a bank or building society. The indications are based on figures denominated in the fund currency. If this currency is different from the currency of the country in which the investor is resident, the return may increase or decrease as a result of currency fluctuations.

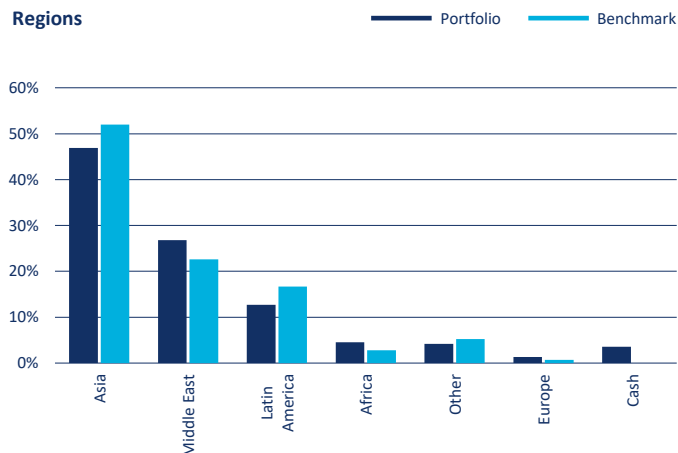
FISCH Bond EM Corporates Defensive Fund

A subfund of the Fisch Umbrella Fund

LU0508301107 - Shareclass AD - 31 January 2023

Rewards

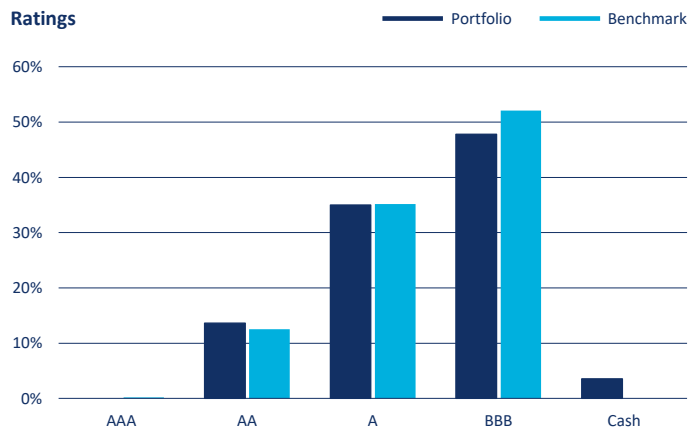
- Emerging market corporate bonds generally carry higher yields than their developed market peers.
- Income from coupon payments.
- Active management of interest-rate and credit risks through the use of derivatives, among other considerations.
- Active portfolio management takes into consideration the current economic situation, sector developments and issuer ratings.
- In-depth research into companies and broad portfolio diversification help mitigate risk.

Positioning
Regions

Risks

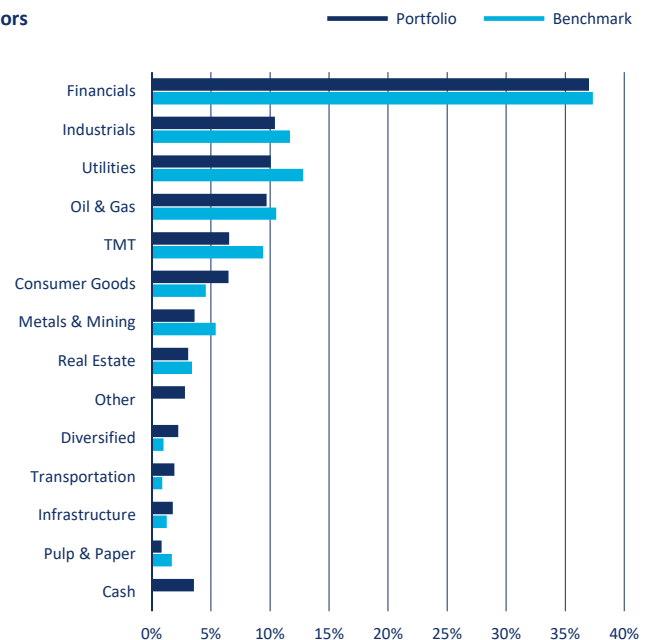
- Investments in emerging markets are generally subject to greater legal, economic and political risks.
- The use of derivatives can generate additional risks (including counterparty risk)
- An increase in interest rates and the widening of credit spreads can lead to a decline in bond prices.
- Unit prices may fall below the level at which the investor acquired their holding.

Top 10 Positions

| Issuer | Coupon | Maturity | Currency | Weight |
|---------------------------|--------|------------|----------|--------|
| SAUDI ARABIAN OIL CO | 2.250% | 24/11/2030 | USD | 2.7% |
| QNB FINANCE LTD | 1.375% | 26/01/2026 | USD | 2.0% |
| MEGLOBAL CANADA ULC | 5.000% | 18/05/2025 | USD | 2.0% |
| BOC AVIATION LTD | 2.750% | 02/12/2023 | USD | 1.8% |
| BANK OF THE PHILIPPINE... | 4.250% | 04/09/2023 | USD | 1.7% |
| TSMC GLOBAL LTD | 1.000% | 28/09/2027 | USD | 1.6% |
| AFRICA FINANCE CORP | 2.875% | 28/04/2028 | USD | 1.5% |
| ABQ FINANCE LTD | 2.000% | 06/07/2026 | USD | 1.4% |
| SAMBA FINANCIAL GROUP | 2.750% | 02/10/2024 | USD | 1.3% |
| TSMC GLOBAL LTD | 0.750% | 28/09/2025 | USD | 1.3% |

Ratings


If several external ratings are available, the highest rating always prevails for the allocation of fund and benchmark.

Sectors

Glossary

Duration: a risk indicator that measures the sensitivity of the price of a bond issue or a portfolio of bond issues to a change in interest rates. **Ongoing charge:** the ongoing charge is a measure of the annual expenses incurred by a fund and is expressed as a percentage. It allows an accurate comparison of the costs of funds from different companies to be made. **Sharpe ratio:** the Sharpe ratio (risk-adjusted performance) is generated by calculating the difference between the average annualised return and the risk-free return. The resulting figure is divided by the annualised standard deviation of the returns. The higher the Sharpe ratio, the better the fund performance in relation to the risk potential of its portfolio. **Tracking error:** the tracking error measures the divergence between the return of a fund in relation to its benchmark. **Volatility:** a risk indicator demonstrating the fluctuation range (for example of the price or return of a security or fund unit) over a defined period; volatility is most often calculated using standard deviation. The higher the volatility, the greater the fluctuation range. **Yield to worst:** lowest possible yield that can be received on a bond that fully operates within the terms of its contract without defaulting.

FISCH Bond EM Corporates Defensive Fund

A subfund of the Fisch Umbrella Fund

LU0508301107 - Shareclass AD - 31 January 2023

Disclaimer

This documentation is provided for marketing purposes and is not to be seen as investment research.

The information in this document has been compiled by Fisch Asset Management AG ("Fisch"), Bellerivestrasse 241, 8008 Zurich

FISCH UMBRELLA FUND is an investment company with variable capital in the form of a public limited company under Luxembourg law.

Universal-Investment-Luxembourg S.A. is the Management Company of the Fund.

No liability is assumed for the correctness and accuracy of the details given. The value of the units and the return they generate can go down as well as up. They are affected by market volatility and by fluctuations in exchange rates. **HISTORICAL PERFORMANCE IS NO GUARANTEE OF FUTURE PERFORMANCE.** The values and returns indicated here do not consider the fees and costs which may be charged when subscribing, redeeming and/or switching units. As a subscription fee calculation example, if an investor invests EUR 1000 in a fund with a subscription fee of 5%, he will pay to his financial intermediary EUR 47.62 on his investment amount, resulting with a subscribed amount of EUR 952,38 in fund shares.

Nothing contained herein constitutes investment, legal, tax or other advice, nor is it to be solely relied on in making an investment or other decision.

The summary of investors rights is available at fam.ch under the heading legal notice, Cross Border Fund Distribution, at the bottom of the page.

Investments should only be made after a thorough reading of the current Prospectus, the current Key Information Document (KIID) and articles of association, the latest annual and semi-annual reports and after advice has been obtained from an independent finance and tax specialist. The currently valid documents are available at fundinfo.com.

Shares of the fund have not been registered under the US Securities Act of 1933, as amended (the «Securities Act») and the fund is not registered under the US Investment Company Act of 1940, as amended (the «Company Act»). Accordingly, such shares may not be offered, sold or distributed in the United States or to US persons unless an exemption from registration under the Securities Act and the Company Act is available. In particular, this document may not be made available, handed over or distributed in the US or to US persons.

The Prospectus, the Key Information Document, the Articles of Incorporation, the annual and semi-annual reports are available for all jurisdictions from the Management Company or on the internet at fundinfo.com.

The asset manager may decide to terminate the arrangements made for the marketing of the Fund or compartments of the Fund in any given country at any time.

Switzerland: The Prospectus, the Key Information Document, the Articles of Incorporation and the annual and semi-annual reports are made available free of charge in German from the Swiss Representative and Paying Agent (RBC Investor Services Bank S.A., Esch-sur-Alzette, Zweigniederlassung Zürich, Bleicherweg 7, 8027 Zürich) or on the internet at fundinfo.com.

Germany: The Prospectus, the Key Information Document, the Articles of Incorporation and the annual and semi-annual reports are made available free of charge in German from the German Representative and Paying Agent (Universal-Investment-Gesellschaft GmbH, Theodor-Heuss-Allee 70, D-60486 Frankfurt am Main) or on the internet at fundinfo.com.

Austria: The Prospectus, the Key Information Document, the Articles of Incorporation and the annual and semi-annual reports are made available free of charge from the Austrian Representative and Paying Agent (Vorarlberger Landes- und Hypothekenbank Aktiengesellschaft, Hypo-Passage 1, 6900 Bregenz) or on the internet at fundinfo.com.

Belgium and Italy: This document is reserved exclusively for internal use by intermediaries appointed by Fisch Asset Management AG and/or professional investors; it shall not be passed on to third parties nor be used as advertising material for public distribution or any other kind of public offering of the funds, their sub-funds or share categories. Belgium: The Key Information Document is available in German and French, the Prospectus, the Articles of Incorporation the annual and semi-annual reports are available free of charge in English on the internet at fundinfo.com. Italy: The Key Information Document is available in Italian, the Prospectus, the Articles of Incorporation, the annual and semi-annual reports are available free of charge in English on the internet at fundinfo.com

France: This document is reserved exclusively for internal use by intermediaries appointed by Fisch Asset Management AG and/or professional investors; it shall not be passed on to third parties nor be used as advertising material for public distribution or any other kind of public offering of the funds, their sub-funds or share categories. The Key Information Document and the Prospectus are available free of charge in French, the Articles of Incorporation, the annual and semi-annual reports are available free of charge in English on the internet at fundinfo.com.

Spain: The Key Information Document is available free of charge in Spanish, the Prospectus, the Articles of Incorporation, the annual and semi-annual reports are available free of charge in English from the Spanish Representative Allfunds Bank, S.A.U., in Calle de los Padres Dominicos 7, Madrid 28050 or on the internet at fundinfo.com.

Liechtenstein: The Prospectus, the Key Information Document, the Articles of Incorporation and the annual and semi-annual reports are available free of charge in German from the Liechtenstein Representative VP Bank AG, 9490 Vaduz, Liechtenstein or on the internet at fundinfo.com.

Source: Fisch, unless otherwise stated. Fisch has not independently verified the information from other sources and Fisch gives no assurance, expressed or implied, as to whether such information is accurate, true or complete.

Fisch accepts no liability for damages arising directly or indirectly as a result of this document.

ANY INDEX REFERRED TO HEREIN IS THE INTELLECTUAL PROPERTY (INCLUDING REGISTERED TRADEMARKS) OF THE APPLICABLE LICENSOR. ANY PRODUCT BASED ON AN INDEX IS IN NO WAY SPONSORED, ENDORSED, SOLD OR PROMOTED BY THE APPLICABLE LICENSOR AND IT SHALL NOT HAVE ANY LIABILITY WITH RESPECT THERETO. Refer to fam.ch/terms-of-licenses for more details.

© 2022 Morningstar. All Rights Reserved. The information contained herein: (1) is proprietary to Morningstar and/or is content providers; (2) may not be copied or distributed; and (3) is not warranted to be accurate, complete or timely. Neither Morningstar nor its content providers are responsible for any damages or losses arising from any use of this information. Past performance is no guarantee of future results. For more detailed information about Morningstar Rating, including methodology, please go to:

http://corporate.morningstar.com/US/documents/MethodologyDocuments/MethodologyPapers/MorningstarFundRating_Methodology.pdf