

# DNCA INVEST CONVERTIBLES

EUROPEAN CONVERTIBLE BONDS



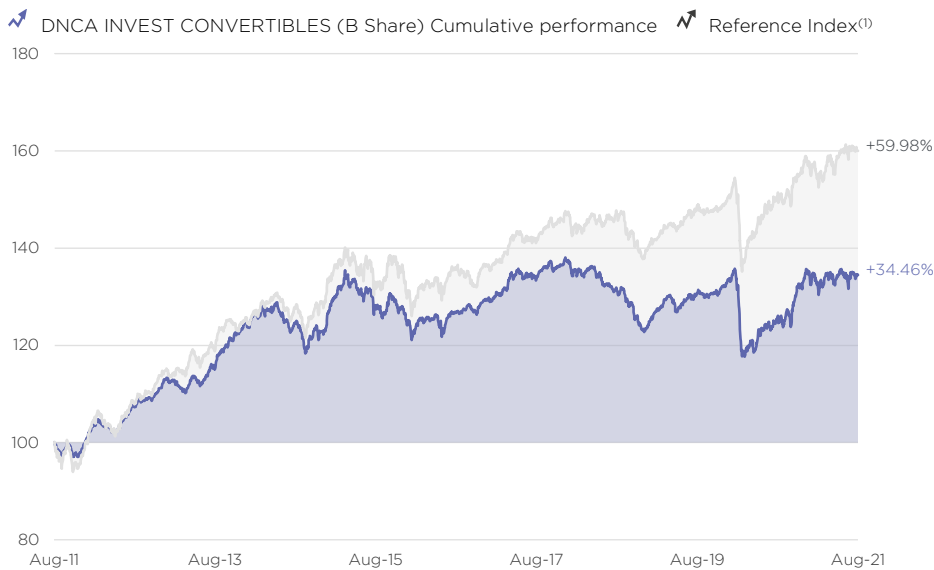
## Investment objective

The Sub-Fund seeks to provide capital appreciation with low volatility by investing in convertible bonds. As part of a discretionary management approach, the portfolio composition will not attempt to replicate the composition of a benchmark index from a geographical or sectoral perspective. Even so, the Exane Euro Convertibles Index may be used as ex-post benchmark indicator over the recommended investment duration (5 years).

## Financial characteristics

NAV (€)	165.72
Net assets (€M)	513
Delta	44%
Average yield	-2.42%
Average premium	42.21%
Average modified duration	2.45
Average maturity (years)	6.20
Number of lines	51
Average rating	BBB-

## Performance (from 31/08/2011 to 31/08/2021)



<sup>(1)</sup>Exane Eurozone Convertible Bond. Past performance is not a guarantee of future performance.

## Annualised performances and volatilities (%)

	1 year	3 years	5 years	10 years	Since inception
B Share	+7.42	+0.78	+1.19	+3.01	+2.98
Reference Index	+6.76	+2.86	+3.36	+4.81	+4.58
B Share - volatility	6.04	5.35	4.58	4.42	4.30
Reference Index - volatility	5.76	5.42	4.85	5.41	5.56

## Cumulative performances (%)

	1 month	YTD	1 year	3 years	5 years	10 years	Since inception
B Share	-0.03	+0.56	+7.42	+2.36	+6.11	+34.46	+39.26
Reference Index	-0.02	+1.49	+6.76	+8.84	+17.94	+59.98	+65.69

## Calendar year performances (%)

	2020	2019	2018	2017	2016
B Share	+1.30	+6.98	-9.62	+5.91	+0.73
Reference Index	+6.03	+7.57	-5.18	+6.99	-0.21

## Risk and reward profile



**Main risks:** Credit risk, equity risk, foreign-exchange risk, interest-rate risk, risk relating to discretionary management

	1 year	3 years	5 years
Sharpe Ratio	1.31	0.23	0.35
Tracking error	2.91%	2.74%	2.54%
Correlation coefficient	0.88	0.87	0.86
Information Ratio	0.23	-0.76	-0.85
Beta	0.92	0.86	0.81

### Main positions<sup>+</sup>

	Weight
Electricite de France SA 0% 2024 CV	4.03%
Deutsche Post AG 0.05% 2025 CV	3.65%
MTU Aero Engines AG 0.05% 2027 CV	3.20%
Nexi SpA 1.75% 2027 CV	3.20%
Worldline SA France 0% 2026 CV	3.08%
Safran SA 0.88% 2027 CV	3.01%
Vinci SA 0.38% 2022 CV	2.83%
Accor SA 0.7% 2027 CV	2.83%
Schneider Electric SE 0% 2026 CV	2.74%
Amadeus IT Group SA 1.5% 2025 CV	2.71%
	<b>31.29%</b>

### Country breakdown

	Fund	Index
France	48.2%	31.1%
Germany	11.6%	34.8%
Netherlands	10.3%	5.1%
Italy	9.9%	11.8%
Spain	7.6%	8.7%
USA	3.8%	-
Austria	3.8%	0.9%
Luxembourg	2.4%	4.7%
Switzerland	1.8%	-
United Kingdom	0.6%	-
Belgium	-	2.9%

### Maturity breakdown

	Weight (%)		Modified duration	
	Fund	Index	Fund	Index
0 - 6 months	3.5%	1.3%	0.0	0.0
6 - 12 months	-	1.9%	-	0.0
1 - 2 years	7.8%	8.5%	0.1	0.1
2 - 3 years	8.4%	11.1%	0.1	0.3
3 - 4 years	21.0%	25.4%	0.4	0.9
4 - 5 years	21.2%	19.9%	0.9	0.9
> 5 years	32.3%	24.8%	1.3	1.4

### Sector breakdown (ICB)

	Fund	Index
Industrial Goods and Services	21.7%	17.7%
Technology	21.5%	14.1%
Utilities	11.2%	8.9%
Travel and Leisure	9.2%	4.5%
Construction and Materials	6.1%	-
Financial Services	4.7%	6.9%
Automobiles and Parts	4.6%	1.3%
Consumer Products and Services	4.0%	8.2%
Retail	3.9%	5.9%
Health Care	2.5%	6.4%
Telecommunications	2.3%	5.5%
Real Estate	2.3%	11.0%
Personal Care, Drug and Grocery	2.2%	-
Banks	1.2%	0.6%
Energy	0.7%	6.3%
Chemicals	-	1.5%
Food, Beverage and Tobacco	-	1.1%
Cash and equivalents	2.0%	N/A

### Rating breakdown

	Fund	Index
AA	1.1%	-
A	18.6%	22.2%
BBB	24.4%	24.3%
BB	14.2%	7.5%
< BB	-	1.5%
NR	37.0%	44.5%

### Changes to portfolio holdings<sup>+</sup>

In: None

Out: None

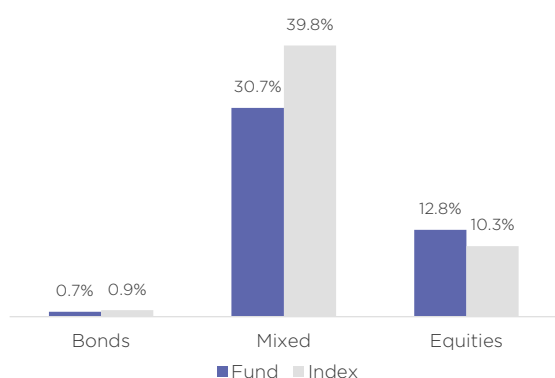
### Delta

	Fund	Index
Delta	44.1%	51.1%
Effective delta	39.9%	43.1%
Input spread	192.6	117.7
Implicite spread	193.3	72.6

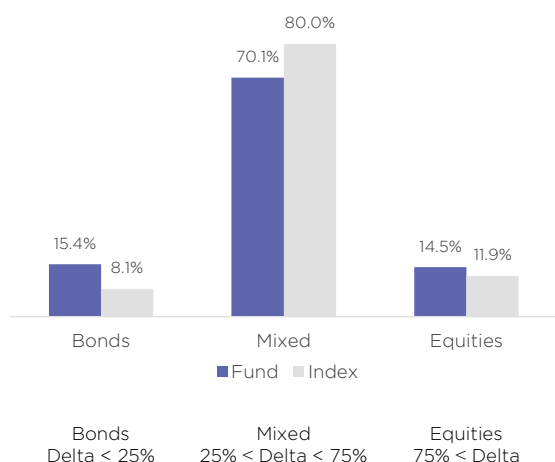
### Main deltas

	%
Sika AG 0.15% 2025 CV	98.5%
Vinci SA 0.38% 2022 CV	95.3%
Cie Generale des Etablissements Michelin SCA 0% 2022 CV	92.7%
Archer Obligations SA 0% 2023 CV	91.0%
Iberdrola International BV 0% 2022 CV	90.7%
Delivery Hero SE 1% 2027 CV	82.4%
BE Semiconductor Industries NV 0.75% 2027 CV	77.4%
Cellnex Telecom SA 0.5% 2028 CV	76.4%
Pioneer Natural Resources Co 0.25% 2025 CV	75.6%
Neoen SA 1.88% 2024 CV	72.6%

### Profile breakdown (delta contribution)



### Profile breakdown (weight)



### Delta contribution per country

	Delta		Effective delta	
	Fund	Index	Fund	Index
France	20.1%	15.3%	17.9%	13.1%
Netherlands	6.1%	3.4%	6.0%	2.9%
Italy	4.3%	5.2%	3.4%	4.1%
Spain	3.6%	5.2%	3.1%	4.6%
Germany	3.6%	17.8%	3.9%	14.8%
USA	1.7%	-	1.5%	-
Switzerland	1.6%	-	1.7%	-
Austria	1.3%	0.4%	0.8%	0.4%
Luxembourg	0.8%	2.5%	0.6%	2.2%
Belgium	0.7%	1.3%	0.9%	1.1%
United Kingdom	0.3%	-	0.2%	-

### Delta contribution per sector

	Delta		Effective delta	
	Fund	Index	Fund	Index
Technology	9.4%	6.3%	8.5%	4.9%
Industrial Goods and Services	8.4%	7.6%	7.8%	5.9%
Utilities	5.9%	5.3%	5.9%	4.9%
Construction and Materials	4.3%	-	4.1%	-
Financial Services	3.0%	4.3%	3.1%	4.1%
Travel and Leisure	2.7%	2.0%	2.0%	1.2%
Automobiles and Parts	2.2%	0.6%	1.9%	0.5%
Health Care	1.8%	1.9%	1.3%	1.3%
Telecommunications	1.6%	3.9%	1.4%	3.5%
Retail	1.5%	3.9%	1.1%	3.3%
Consumer Products and Services	0.9%	4.8%	0.8%	3.9%
Real Estate	0.9%	5.7%	0.6%	5.1%
Personal Care, Drug and Grocery Stores	0.6%	-	0.4%	-
Energy	0.5%	2.4%	0.5%	2.2%
Banks	0.3%	0.3%	0.3%	0.3%
Food, Beverage and Tobacco	-	1.1%	-	1.1%
Chemicals	-	0.9%	-	0.8%

### Portfolio managers comments

The equity markets have maintained their flattering performance since the beginning of the year. They have been buoyed by monetary and fiscal policies that remain accommodating and by the publication of good half-yearly results. In particular, companies have benefited from very favourable comparisons coupled with a strong rebound in activity, which helps to justify the premiums seen on the European and American indices. The markets are nevertheless still very sensitive to the various macroeconomic disturbances (regulatory changes in China, developments in the pandemic, Afghanistan) and require particular vigilance on the various underlying exposures. Investors are looking for directionality against a backdrop of sagging PMI indices that highlight an uneven recovery around the world. Europe appears to be the region with the greatest potential for rebound over the next few years, benefiting from the materialisation of support plans and a more advanced vaccination policy. The Jackson Hole symposium was particularly anticipated by investors. The FED chairman managed to satisfy market operators by initiating a timetable for the lifting of certain support measures. The convertible bond market has traditionally been quiet with no placements in the European segment.

The DNCA Invest Convertibles fund posted a monthly performance of -0.03% versus -0.02% for its benchmark, the Exane ECI €. Activity was concentrated on the secondary market with some tactical arbitrage carried out in the context of quarterly publications. Deutsche Post 2025 and STMicroelectronics 2027 were thus reinforced despite flattering performances on the underlying stocks. The visibility on the business and the valuation of the shares allow us to envisage a continuation of the performance over the coming months. These transactions were financed by tactical profit taking on convertible bonds with an equity profile: BE Semiconductor 2027 and Cellnex 2028. The Ubisoft 2024 stock was also sold due to technical characteristics that had become unattractive: high conversion premium (>100%) and an actuarial yield of almost zero. Finally, the arbitrage initiated in the previous month continued on the Worldline issues: reduction of the Atos/Worldline 2024 exchangeable in favor of the Worldline 2026 security.

Convertible bonds continue to suffer from a disadvantageous sector exposure but remain attractive for medium-term investment. The drop in valuations over the past few months has allowed the fund to regain the convexity needed to face a macro economy that will continue to be volatile. The fund retains a cautious, fundamental bias that allows it to avoid excessive concentrations in the main indices. Credit quality remains solid with an investment grade ratio close to 45% and a moderate duration. The primary market should pick up over the next few months, but selectivity will remain important by favouring the secondary market, which offers more convex investment vehicles. The fund offers a delta/return ratio of 44% and -2.4%, compared with 51% and -4.1% for its benchmark.

Text completed on 06/09/2021.



Félix  
Haron



Denis  
Passot



Philippe  
Garnier



Jean-Paul  
Ing

### Administrative information

**Name:** DNCA INVEST Convertibles  
**ISIN code (Share B):** LU0512124107  
**SFDR classification:** Art.6  
**Inception date:** 25/05/2010  
**Investment horizon:** Minimum 5 years  
**Currency:** Euro  
**Country of domicile:** Luxembourg  
**Legal form:** SICAV  
**Reference Index:** Exane Eurozone Convertible Bond  
**Valuation frequency:** Daily  
**Management company:** DNCA Finance

#### Portfolio Managers:

Félix HARON  
 Denis PASSOT  
 Philippe GARNIER  
 Jean-Paul ING

**Minimum investment:** 0 part  
**Subscription fees:** 2%max  
**Redemption fees:** -  
**Management fees:** 1.80%  
**Ongoing charges as of 31/12/2020:** 1.86%  
**Performance fees:** 15% of the positive performance net of any fees above the index: Exane Eurozone Convertible Bond with High Water Mark

**Custodian:** BNP Paribas Securities Services, Luxembourg Branch  
**Settlement:** T+2  
**Cut off:** 12:00 Luxembourg time

### Glossary

**Beta.** Measures the average extent to which a fund moves relative to the broader market. The beta of a market is 1. A fund with a beta of more than 1 moves on average to a greater extent than the market. A fund with a beta of less than 1 moves on average to a lesser extent. If beta is a minus number, it is likely that the stock and the market move in opposite directions.

**Convertible Bond.** Hybrid securities that have both bond and equity characteristics. Convertible bonds make periodic interest payments like a bond, but bondholders also get an option to exchange their bonds for a specified number of shares of common stock. Convertible bonds typically carry lower coupon rates, thus reducing the corporation's cost of borrowing.

**Correlation coefficient.** The correlation coefficient is a measure of correlation. It is used to determine the relationship between two assets over a given period. A positive coefficient means that the two assets move in the same direction. Conversely, a negative coefficient means that the assets move in the opposite direction. The correlation or decorrelation can be more or less strong and varies between -1 and 1.

**Delta.** The delta of a position expresses the change in the price of an option when its underlying asset price varies. It corresponds to the derivative of the theoretical value of the option relating to the price of the underlying asset.

**Maturity.** The time when a bond or other debt instrument is due to for redemption (is due to mature); or the length of time between the issue of such an instrument and the date it is due for redemption (the maturity date).

**Sensitivity.** The sensitivity of a bond measures the change in its percentage value induced by a given change in interest rates.

**Sharpe Ratio.** A way of measuring the historical risk-adjusted return on an investment. It is the average previous return minus the risk-free return, divided by the standard deviation (a measure of risk that looks at the diversion of actual returns from expected returns).

**Sharpe Ratio.** The Sharpe ratio measures the excess return over the risk-free money rate of an asset portfolio divided by the standard deviation of that return. It is therefore a measure of the marginal return per unit of risk. It is used to measure the performance of managers with different risk policies.

**Tracking error.** Tracking Error is a measure of how closely an investment portfolio follows the index against which it is benchmarked. It is the difference in the return earned by a portfolio and the return earned by the benchmark against which the portfolio is constructed. For example, if a bond portfolio earns a return of 5.15% during a period when the portfolio's benchmark (say, for example, the Lehman Brothers Index) produces a return of 5.06%, the tracking error is .09%, or 9 basis points.

### Legal information

The regulatory documents are available on our website or on request at the company's headquarters free of charge. In accordance with the regulations, the customer can receive, on request, details of the remuneration relating to the marketing of this product. DNCA Investments is a trademark of DNCA Finance.

This promotional document is a simplified presentation tool and does not constitute a subscription offer or investment advice. This document may not be reproduced, disseminated or communicated, in whole or in part, without prior authorisation from the management company. Access to the products and services presented may be subject to restrictions for certain persons or countries. The tax treatment depends on the individual situation. The DICI and the prospectus must be given to the subscriber prior to each subscription. For full information on strategic orientations and all fees, please consult the prospectus, the DICI and other regulatory information available on our website [www.dnca-investments.com](http://www.dnca-investments.com) or on request free of charge from the management company's headquarters. The information is provided for information purposes only, is subject to constant change and fluctuation, and may be modified at any time without prior notice.

This product is subject to sustainability risks as defined in the Regulation 2019/2088 (article 2(22)) by environmental, social or governance event or condition that, if it occurs, could cause an actual or a potential material negative impact on the value of the investment.

If the portfolio investment process can incorporate ESG approach, the portfolio's investment objective is not primarily to mitigate this risk. The sustainability risk management policy is available on the website of the Management Company.

DNCA Finance - 19, place Vendôme - 75001 Paris - tel: +33 (0)1 58 62 55 00 - email: [dnca@dnca-investments.com](mailto:dnca@dnca-investments.com) - [www.dnca-investments.com](http://www.dnca-investments.com) - dedicated intranet site for independents. An investment management company authorized by the AMF (Financial Market Authorities) under number GP 00-030 on 18 August 2000. Non-independent investment advisor as stipulated by the MIFID II Directive.

## Additional notes

This material has been provided for information purposes only to investment service providers or other Professional Clients, Institutional Investors, or Qualified or non- Qualified Investors in Switzerland, and, when required by local regulation, only at their written request.

• **In the E.U. (outside of the UK and France):** Provided by Natixis Investment Managers S.A. or one of its branch offices listed below. Natixis Investment Managers S.A. is a Luxembourg management company that is authorized by the Commission de Surveillance du Secteur Financier and is incorporated under Luxembourg laws and registered under n. B 115843. Registered office of Natixis Investment Managers S.A.: 2, rue Jean Monnet, L-2180 Luxembourg, Grand Duchy of Luxembourg. **Italy:** Natixis Investment Managers S.A., Succursale Italiana (Bank of Italy Register of Italian Asset Management Companies no 23458.3). Registered office: Via Larga, 2 - 20122, Milan, Italy. **Germany:** Natixis Investment Managers S.A., Zweigniederlassung Deutschland (Registration number: HRB 88541). Registered office: Im Trutz Frankfurt 55, Westend Carrée, 7. Floor, Frankfurt am Main 60322, Germany. **Netherlands:** Natixis Investment Managers, Netherlands (Registration number 50774670). Registered office: Stadsplateau 7, 3521AZ Utrecht, the Netherlands. **Sweden:** Natixis Investment Managers, Nordics Filial (Registration number 516405-9601 - Swedish Companies Registration Office). Registered office: Kungsgatan 48 5tr, Stockholm 111 35, Sweden. **Spain:** Natixis Investment Managers, Sucursal en España, Serrano nº90, 6th Floor, 28006 Madrid, Spain.

• **In France:** provided by Natixis Investment Managers International – a portfolio management company authorized by the Autorité des Marchés Financiers (French Financial Markets Authority - AMF) under no. GP 90-009, and a public limited company (société anonyme) registered in the Paris Trade and Companies Register under no. 329 450 738. Registered office: 43 avenue Pierre Mendès France, 75013 Paris.

• **In Switzerland:** provided for information purposes only to Qualified or non-Qualified Investors by Natixis Investment Managers, Switzerland Sàrl, Rue du Vieux Collège 10, 1204 Geneva, Switzerland or its representative office in Zurich, Schweizergasse 6, 8001. Zürich.

**Specific consideration for Swiss investors:** as DNCA Finance does not have the status of Swiss Distributor, the Swiss Prospectus, the Key Investor Information Document (KIID), the articles of incorporation, the annual and semi-annual report in French and supplemental information may be obtained free of charge from the Swiss Representative of the Funds. The Swiss Representative of the Funds is Carnegie Fund Services S.A., 11 rue du Général- Dufour, CH-1204 Genève, Switzerland, web: [www.carnegie-fundservices.ch](http://www.carnegie-fundservices.ch). The paying agent service is assumed by Banque Cantonale de Genève, 17, quai de l'Île, CH-1204 Geneva, Switzerland. For the Funds authorized for the distribution to non-qualified investors, the latest net asset values are published on [www.swissfunddata.ch](http://www.swissfunddata.ch).

• **In the British Isles:** provided by Natixis Investment Managers UK Limited which is authorised and regulated by the UK Financial Conduct Authority (register no. 190258) - registered office: Natixis Investment Managers UK Limited, One Carter Lane, London, EC4V 5ER. When permitted, the distribution of this material is intended to be made to persons as described as follows: **in the United Kingdom:** this material is intended to be communicated to and/or directed at investment professionals and professional investors only; **in Ireland:** this material is intended to be communicated to and/or directed at professional investors only; **in Guernsey:** this material is intended to be communicated to and/or directed at only financial services providers which hold a license from the Guernsey Financial Services Commission; **in Jersey:** this material is intended to be communicated to and/or directed at professional investors only; **in the Isle of Man:** this material is intended to be communicated to and/or directed at only financial services providers which hold a license from the Isle of Man Financial Services Authority or insurers authorised under section 8 of the Insurance Act 2008.

• **In Singapore:** provided by Natixis Investment Managers Singapore (name registration no. 53102724D) to distributors and institutional investors only. Natixis Investment Managers Singapore is a division of Ostrum Asset Management Asia Limited (company registration no. 199801044D).

• **In Australia:** provided by Natixis Investment Managers Australia Pty Limited (ABN 60 088 786 289) (AFSL No. 246830) and is intended for the general information of financial advisers and wholesale clients only.

• **In New Zealand:** this document is intended for the general information of New Zealand wholesale investors only. This is not a regulated offer for the purposes of the Financial Markets Conduct Act 2013 (FMCA) and is only available to New Zealand investors who have certified that they meet the requirements in the FMCA for wholesale investors. Natixis Investment Managers Australia Pty Limited is not a registered financial service provider in New Zealand.

• **In Latin America:** provided by Natixis Investment Managers S.A.

• **In Chile:** esta oferta privada se inicia el día de la fecha de la presente comunicación. La presente oferta se acoge a la Norma de Carácter General N° 336 de la Superintendencia de Valores y Seguros de Chile. La presente oferta versa sobre valores no inscritos en el Registro de Valores o en el Registro de Valores Extranjeros que lleva la Superintendencia de Valores y Seguros, por lo que los valores sobre los cuales ésta versa, no están sujetos a su fiscalización. Que por tratarse de valores no inscritos, no existe la obligación por parte del emisor de entregar en Chile información pública respecto de estos valores. Estos valores no podrán ser objeto de oferta pública mientras no sean inscritos en el Registro de Valores correspondiente.

• **In Colombia:** provided by Natixis Investment Managers S.A. Oficina de Representación (Colombia) to professional clients for informational purposes only as permitted under Decree 2555 of 2010. Any products, services or investments referred to herein are rendered exclusively outside of Colombia. This material does not constitute a public offering in Colombia and is addressed to less than 100 specifically identified investors.

• **In Mexico:** provided by Natixis IM Mexico, S. de R.L. de C.V., which is not a regulated financial entity, securities intermediary, or an investment manager in terms of the Mexican Securities Market Law (Ley del Mercado de Valores) and is not registered with the Comisión Nacional Bancaria y de Valores (CNBV) or any other Mexican authority. Any products, services or investments referred to herein that require authorization or license are rendered exclusively outside of Mexico. While shares of certain ETFs may be listed in the Sistema Internacional de Cotizaciones (SIC), such listing does not represent a public offering of securities in Mexico, and therefore the accuracy of this information has not been confirmed by the CNBV. Natixis Investment Managers is an entity organized under the laws of France and is not authorized by or registered with the CNBV or any other Mexican authority. Any reference contained herein to "Investment Managers" is made to Natixis Investment Managers and/or any of its investment management subsidiaries, which are also not authorized by or registered with the CNBV or any other Mexican authority.

• **In Uruguay:** provided by Natixis Investment Managers Uruguay S.A., a duly registered investment advisor, authorised and supervised by the Central Bank of Uruguay. Office: San Lucar 1491, oficina 102B, Montevideo, Uruguay, CP 11500. The sale or offer of any units of a fund qualifies as a private placement pursuant to section 2 of Uruguayan law 18,627.

The above referenced entities are business development units of Natixis Investment Managers, the holding company of a diverse line-up of specialised investment management and distribution entities worldwide. The investment management subsidiaries of Natixis Investment Managers conduct any regulated activities only in and from the jurisdictions in which they are licensed or authorised. Their services and the products they manage are not available to all investors in all jurisdictions. It is the responsibility of each investment service provider to ensure that the offering or sale of fund shares or third party investment services to its clients complies with the relevant national law.

**Investors should consider the investment objectives, risks and expenses of any investment carefully before investing.** The analyses, opinions, and certain of the investment themes and processes referenced herein represent the views of the portfolio manager(s) as of the date indicated. These, as well as the portfolio holdings and characteristics shown, are subject to change. There can be no assurance that developments will transpire as may be forecasted in this material. Although Natixis Investment Managers believes the information provided in this material to be reliable, including that from third party sources, it does not guarantee the accuracy, adequacy, or completeness of such information. May not be redistributed, published, or reproduced, in whole or in part. Amounts shown are expressed in USD unless otherwise indicated.