

BGF Global Allocation Fund

Performance to 30 November 2015

You should read the Prospectus and the Key Investor Information Document (KIID) for each fund in which you want to invest.

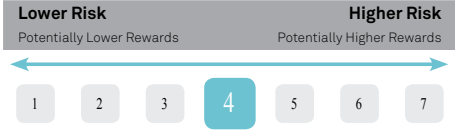
Summary of Investment Objective

The Global Allocation Fund seeks to maximise total return. The Fund invests globally in equity, debt and short term securities, of both corporate and governmental issuers, with no prescribed limits. In normal market conditions the Fund will invest at least 70% of its total assets in the securities of corporate and governmental issuers. The Fund generally will seek to invest in securities that are, in the opinion of the Investment Adviser, undervalued. The Fund may also invest in the equity securities of small and emerging growth companies. The Fund may also invest a portion of its debt portfolio in high yield fixed income transferable securities. Currency exposure is flexibly managed.

Fund Specific Risks

The fund invests a large portion of assets which are denominated in other currencies; hence changes in the relevant exchange rate will affect the value of the investment. The fund may invest in smaller company shares which can be more unpredictable and less liquid than those of larger company shares.

Synthetic Risk & Reward Indicator (SRRI)

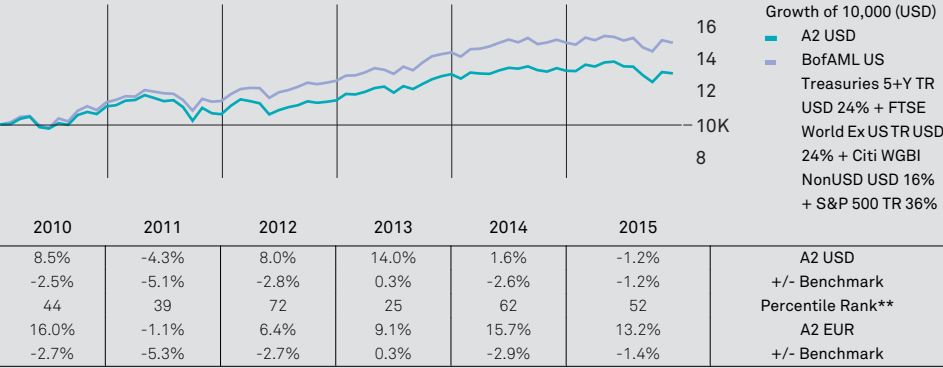


See Glossary for an explanation of the SRRI Calculation

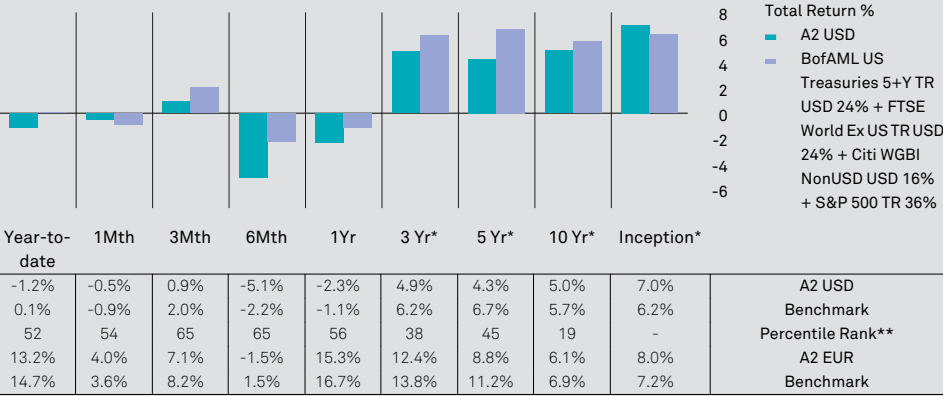
IMPORTANT INFORMATION: Past performance is not a guide to future performance. The value of investments and the income from them will vary and your initial investment is not guaranteed. For more information about the risks of investing, please see the fund specific risks on page two.

Fund Performance

Value of \$10,000 Invested over the period shown to 30 November 2015



Cumulative & Annualised Performance to 30 November 2015



Source: Morningstar. Performance and performance of the Composite is shown in the currency noted above and is based on a Net Asset Value (NAV) price basis. Fund performance is shown with income reinvested, net of fees. *Performance figures are shown on an annualised basis (for Funds with more than 3 calendar years performance). Past performance is not a guide to future performance. Please refer to the Fund Specific warnings in this document. Share class inception dates can be found in the Share Class Performance section overleaf.

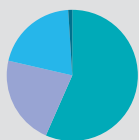
Discrete Performance Over 12 Month Periods to the Last Quarter End

30-09-2010 to 30-09-2011	30-09-2011 to 30-09-2012	30-09-2012 to 30-09-2013	30-09-2013 to 30-09-2014	30-09-2014 to 30-09-2015	
-3.3%	11.6%	9.3%	6.8%	-5.5%	A2 USD
-3.5%	-4.1%	-0.5%	-1.4%	-2.5%	+/- Benchmark
-1.6%	16.4%	3.9%	14.4%	7.0%	A2 EUR
-3.5%	-4.3%	-0.5%	-1.5%	-2.8%	+/- Benchmark

Source: Morningstar. Returns over the last five 12-month periods to the last quarter end are shown to 30-09-2015.

Portfolio Profile to 30 November 2015

Asset Allocation (%)



- Equity 56.6
- Fixed Income 20.4
- Commodity Related 1.0
- Cash 22.0

Fund

Regional Exposure (%)

Fund	Bmark.	Active
North America Equity	27.9	36.5
Cash	22.0	0.0
Europe Equity	13.6	13.3
North America Fixed Income	11.4	24.4
Japan Equity	10.4	4.8
Emerging Market Fixed Income	4.3	0.5
Europe Fixed Income	3.9	9.4
Emerging Market Equity	3.4	3.4
Asia/Pacific (ex. Japan) Equity	1.4	2.1
Commodity Related	1.0	0.0
Asia/Pacific (ex Japan) Fixed	0.6	0.4
Income	0.6	0.4
Japan Fixed Income	0.2	5.3

Top Equity Sectors (%)

Fund	Bmark.	Active
Financials	10.5	12.2
Health Care	8.6	7.6
Information Technology	8.3	9.2
Industrials	6.4	6.6
Consumer Discretionary	6.4	7.8
Energy	4.7	3.9
Consumer Staples	4.4	6.2
Materials	3.1	2.7
Telecommunication	2.6	2.0
Utilities	1.7	1.8
Index Related	-0.1	0.0

Top 10 Equity Holdings (%)

Fund	
MARATHON PETROLEUM CORP	0.8
ALPHABET INC CLASS C	0.8
GENERAL ELECTRIC	0.6
APPLE INC	0.6
WELLS FARGO	0.6
HSBC HOLDINGS PLC	0.5
SABMILLER PLC	0.5
JPMORGAN CHASE & CO	0.5
CITIGROUP INC	0.5
PROCTER & GAMBLE	0.5

Currency Exposure (%)

Fund	Bmark.	Active
US Dollar	73.3	60.0
Euro	8.8	13.3
Japanese Yen	7.4	10.1
British Pound Sterling	5.1	5.5
Other Europe	2.3	3.3
Other Asia	2.0	4.5
Rest of the World	0.9	2.6
Latin America	0.3	0.8

% of Net Assets represents the Fund's exposure based on the economic value of securities and is adjusted for futures, options, swaps, and convertible bonds.

Source: BlackRock. Holdings are provided for informational purposes only, can change at any time, and may be different from other information published by BlackRock. The information supplied should not be deemed as a recommendation to buy or sell securities mentioned or securities in the industries shown above. Please see Glossary for an explanation of the Portfolio Profile.

Share Class Performance 30 November 2015

Share Class	Fund Inception Date	NAV	1 Month	30-11-14 to 30-11-15	30-11-13 to 30-11-14	30-11-12 to 30-11-13	30-11-11 to 30-11-12	30-11-10 to 30-11-11	Total Expense Ratio	% Yield	ISIN	Bloomberg	SEDOL
A2 AUD Hdg	01/10	14.78	-0.4%	-0.6%	6.1%	16.5%	9.7%	3.3%	1.76%	-	LU0468326631	BGA2AUD	B3WV0J0
A2 CHF Hdg	03/08	11.30	-0.6%	-3.4%	3.3%	13.4%	5.3%	-0.6%	1.76%	-	LU0343169966	MGAACHF	B449259
A2 Acc EUR	07/02	46.91	3.9%	15.1%	13.2%	8.8%	10.5%	-3.0%	1.76%	-	LU0171283459	MERGAAA	B03TN71
A2 EUR Hdg	04/05	33.97	-0.6%	-2.6%	3.6%	13.4%	5.7%	-0.4%	1.76%	-	LU0212925753	MGHMLA2	B0FBSP8
A2 Acc HUF	12/10	14606.38	4.1%	16.9%	15.2%	16.7%	1.2%	-	1.76%	-	LU0566074125	BGGAA2H	B4MZRQ5
A2 GBP Hdg	12/05	27.00	-0.6%	-2.2%	4.0%	13.9%	6.3%	0.3%	1.76%	-	LU0236177068	MGAHGA2	B1RDHX0
A2 HKD Hgd	06/12	12.22	-0.6%	-2.4%	3.6%	13.5%	-	-	1.76%	-	LU0788109477	BGAFA2H	B7QCR07
A2 PLN Hdg	03/10	14.51	-0.5%	-1.1%	5.8%	16.6%	9.8%	2.3%	1.76%	-	LU0480534592	BGGA2PL	B6059Q5
A2 SGD Hdg	07/07	11.95	-0.4%	-1.9%	3.6%	13.6%	5.9%	-0.6%	1.76%	-	LU0308772762	MGASHA2	B449271
A2 Acc USD	01/97	49.63	-0.5%	-2.3%	3.8%	13.8%	6.5%	0.4%	1.76%	-	LU0072462426	MERGAAI	5301377
A4 Inc EUR	01/09	46.06	3.9%	15.1%	13.2%	8.8%	10.5%	-3.0%	1.76%	-	LU0408221512	BGGAUA4	B3L15F2
A4 EUR Hdg	01/06	31.88	-0.6%	-2.6%	3.6%	13.5%	5.7%	-0.4%	1.76%	0.05%	LU0240613025	MGAHGA1	B0XRPH9
A4 Inc USD	01/09	48.73	-0.6%	-2.3%	3.8%	13.8%	6.5%	-0.1%	1.76%	0.03%	LU0724617625	BGGAA4U	B3WHDV1
D2 GBP Hdg	09/12	27.63	-0.5%	-1.5%	4.7%	14.7%	-	-	1.01%	-	LU0827880344	BGGAD2G	B8DRW63
D2 Acc EUR	11/07	49.83	4.0%	16.0%	14.0%	9.6%	11.3%	-2.2%	1.01%	-	LU0523293024	BGGAD2E	B45M2Q8
D2 EUR Hdg	11/07	36.08	-0.5%	-1.9%	4.4%	14.3%	6.5%	0.3%	1.01%	-	LU0328591480	MGAFEHd	B43LOK7
D2 AUD Hdg	09/12	15.14	-0.3%	0.1%	6.9%	17.3%	-	-	1.02%	-	LU0827880187	BGGAD2A	B86LPJ6
D2 CHF Hdg	09/12	11.58	-0.5%	-2.7%	4.0%	14.4%	-	-	1.01%	-	LU0827880260	BGGAD2C	B6XLBd1
D2 PLN Hdg	09/12	14.87	-0.4%	-0.3%	6.6%	17.5%	-	-	1.01%	-	LU0827880427	BGGAD2P	B7X2CL6
D2 SGD Hdg	09/12	12.23	-0.4%	-1.1%	4.4%	14.3%	-	-	1.01%	-	LU0827880690	BGGAD2S	B41HN97
D2 CHF Hdg	09/12	11.58	-0.5%	-2.7%	4.0%	14.4%	-	-	1.01%	-	LU0827880260	BGGAD2C	B6XLBd1
D2Rf USD	11/07	52.72	-0.5%	-1.6%	4.5%	14.7%	7.3%	1.2%	1.01%	-	LU0329592538	MGAFUDD	B4491W9
D4 Acc EUR	09/12	46.15	4.0%	16.0%	14.0%	9.6%	-	-	1.01%	-	LU0827880005	BGGAD4E	B8JVZC6
D4 EUR Hdg	09/12	31.95	-0.5%	-1.9%	4.3%	14.3%	-	-	1.01%	0.83%	LU0827880773	BGGD4EH	B882597
E2 Acc EUR	07/02	43.82	3.9%	14.5%	12.7%	8.3%	9.9%	-3.4%	2.26%	-	LU0171283533	MGL0EEE	B4491Y1
E2 EUR Hdg	04/05	33.06	-0.6%	-3.1%	3.1%	12.9%	5.2%	-0.9%	2.26%	-	LU0212926132	MLGAHEE	B0FBSS1
E2 PLN Hdg	08/10	14.15	-0.5%	-1.5%	5.3%	16.0%	9.2%	1.8%	2.26%	-	LU0530192003	BGGAE2H	B4WK481
E2 Acc USD	07/02	46.36	-0.6%	-2.8%	3.2%	13.3%	6.0%	-0.1%	2.26%	-	LU0147396450	MGL0AEE	7355811

Source: Morningstar. Performance as at 30-11-2015 unless otherwise stated. Performance is based on a Net Asset Value (NAV) price basis with income reinvested, net of fees. Total Expense Ratio is the latest annualised expense figure for the Share Class. % Yield shows the last 12 months yield. Past performance is not a guide to future performance. You should read the Prospectus and the Key Investor Information Document (KIID) for each fund in which you want to invest.

Fund Legal Information

Fund Company	BlackRock Global Funds SICAV
Fund Type	UCITS
Domicile	LUX
Fund Inception Date	03-01-1997
Base Currency	US Dollar
Fund AUM	\$23bn
ISA Fund Status	Yes
SIPP Fund Status	No
UK Reporting Status	No

Fund Information

Fund Manager	Dennis Stattman
Fund Manager Start Date	03-01-1997
Fund Manager	Dan Chamby
Fund Manager Start Date	28-02-2011
Fund Manager	Aldo Roldan
Fund Manager Start Date	28-02-2011
Sector	USD Moderate Allocation
Benchmark	BofAML US Treasuries 5+Y TR USD 24% + FTSE World Ex US TR USD 24% + Citi WGBI NonUSD USD 16% + S&P 500 TR 36%

Published NAV

Trading Frequency: Daily, forward pricing basis; Settlement: Trade date + 3 days; NAV available at www.blackrock.com/international

Ratings to 30 November 2015*



Fund Information Share Class (A2 USD)

Minimum Initial Purchase	\$5,000
Minimum Additional Purchase	\$1,000
Initial Fee	5.00%
Annual Management Fee	1.50%

Country Of Registrations and Fund Charges

For details on fund charges and country of registrations please see the KIID. For the Manager's investment commentary, portfolio activity and market outlook, please see the Fund's Profile at www.BlackRock.com

Important Information

All financial investments involve an element of risk. Therefore, the value of your investment and the income from it will vary and your initial investment amount cannot be guaranteed. BlackRock Global Funds (BGF) is an open-ended investment company established in Luxembourg which is available for sale in certain jurisdictions only. BGF is not available for sale in the U.S. or to U.S. persons. Product information concerning BGF should not be published in the U.S. It is recognised under Section 264 of the Financial Services and Markets Act 2000. BlackRock Investment Management (UK) Limited is the UK distributor of BGF. Most of the protections provided by the UK regulatory system, and the compensation under the Financial Services Compensation Scheme, will not be available. A limited range of BGF sub-funds have a reporting fund status A sterling share class that seeks to comply with UK Reporting Fund Status requirements. Unless indicated the fund information displayed only provides summary information. Subscriptions in BGF are valid only if made on the basis of the current Prospectus, the most recent financial reports and the Key Investor Information Document, which are available on our website. Prospectuses, Key Investor Information Documents and application forms may not be available to investors in certain jurisdictions where the Fund in question has not been authorised. Issued by BlackRock Investment Management (UK) Limited (authorised and regulated by the Financial Conduct Authority). Registered office: 12 Throgmorton Avenue, London, EC2N 2DL. Registered in England No. 2020394. Tel: 020 7743 3000. For your protection, telephone calls are usually recorded. Issued in Switzerland by the representative office BlackRock Asset Management Switzerland AG, Bahnhofstrasse 39, CH-8001 Zurich, Switzerland from where the Company's Prospectus, Key Investor Information Document, Articles of Association, Annual Report and Interim Report are available free of charge. Paying Agent in Switzerland is JPMorgan Chase Bank, National Association, Columbus, Zurich Branch Switzerland, Dreikönigstrasse 21, CH-8002 Zurich. Issued in the Netherlands by the Amsterdam branch office of BlackRock Investment Management (UK) Limited: Amstelplein 1, 1096 HA Amsterdam, Tel: 020 - 549 5200. BGF has been registered on the official list of the Financial Supervision Commission (Komisja Nadzoru Finansowego) for distribution in Poland. Issued in Poland by the representative office BlackRock Investment Management (UK) Limited Dubiński, Fabrycki, Jeleński i Wspólnicy Kancelaria Prawna sp. k., ul. Zielna 37, 00-108 Warszawa. Paying agent in Poland is Bank Handlowy w Warszawie SA, ul. Senatorska 16, 00-950 Warsaw, Poland. Issued in Singapore by BlackRock (Singapore) Limited. BlackRock Global Funds has appointed BlackRock (Singapore) Limited (company registration number: 200010143N) as its Singapore representative and agent for service of process Website: www.blackrock.com.sg and Tel: +65 6411 3000). This is for distribution to accredited investors and Professional Intermediaries only. In Hong Kong, this information is issued by BlackRock Asset Management North Asia Limited. This material is for distribution to "Professional Investors" (as defined in the Securities and Futures Ordinance (Cap.571 of the laws of Hong Kong)) and should not be relied upon by any other persons or redistributed to retail clients in Hong Kong. For Hong Kong investors, please refer to the BlackRock Global Funds Prospectus for details, including risk factors. BlackRock is a trading name of BlackRock Investment Management (UK) Limited. © 2015 BlackRock, Inc. All Rights reserved. BLACKROCK, BLACKROCK SOLUTIONS, iSHARES, BUILD ON BLACKROCK, SO WHAT DO I DO WITH MY MONEY and the stylized i logo are registered and unregistered trademarks of BlackRock, Inc. or its subsidiaries in the United States and elsewhere. All other trademarks are those of their respective owners. This information can be distributed in and from the DIFC by BlackRock Advisors (UK) Limited - Dubai Branch which is regulated by the Dubai Financial Services Authority ("DFSA") and is only directed at 'Professional Clients' and no other person should rely upon the information contained within it. Neither the DFSA or any other authority or regulator located in the GCC or MENA region has approved this information. This information and associated materials have been provided to you at your express request, and for your exclusive use. This document is not intended for distribution to, or use by, any person or entity in any jurisdiction or country where such distribution would be unlawful under the securities laws of such. Any distribution, by whatever means, of this document and related material to persons other than those referred to above is strictly prohibited. Please be advised that BlackRock Investment Management (UK) Limited is an authorised financial services provider with the South African Financial Services Board, FSP No. 43288". © 2015 Morningstar. All Rights Reserved. The information contained herein: (1) is proprietary to Morningstar; (2) may not be copied or distributed; and (3) is not warranted to be accurate, complete or timely. Neither Morningstar nor its content providers are responsible for any damages or losses arising from any use of this information. Past performance is no guarantee of future results.

Glossary

PERFORMANCE - The return an investment provides over a period of time, expressed as a percentage. Sources of returns can include interest, dividends and the change in capital value. The rate of return is measured against the initial amount of the investment calculated using published dealing prices. Fund performance is usually expressed in terms of cumulative returns or annualised returns.

- ▶ **Annualised performance** - Annualised performance shows the average change in the value of a fund each year over a certain time frame. For example three year annualised performance looks at the total fund performance over three years expressed as a time-weighted annual percentage.
- ▶ **Benchmark** - A benchmark provides a standard against which investors can compare fund performance. It is usually a market index made up of the type of assets in which the fund invests. For example, the FTSE 100 Index is made up of the shares of the 100 largest companies listed on the London Stock Exchange and is often used as a benchmark for funds which invest in UK equities.
- ▶ **+/- Benchmark / +/- Sector Average** - The performance of the fund relative to the performance of the Benchmark or Sector Average. This is also known as 'relative return'.
- ▶ **Bid price** - The price at which units/shares in a fund can be redeemed (sold).
- ▶ **Cumulative performance** - The return an investment provides over a period of time, expressed as a percentage. Sources of returns can include interest, dividends and capital appreciation. The rate of return is measured against the initial amount of the investment calculated using published dealing prices.
- ▶ **Five year discrete annual performance** - The return of an investment over the last five 12-month periods to the most recent quarter end.
- ▶ **Net Income** - The income available to unit or share holders as dividend payments or interest after accounting for UK tax. This can either be reinvested to contribute to total return or distributed to investors.
- ▶ **Percentile rank** - Funds are ranked in their sector according to their performance. This list is then divided into 100 equal parts, assigning funds a percentile ranking. Funds ranked in the first percentile are the top performing funds and those in the hundredth percentile are the lowest performers.
- ▶ **Total Return** - Total return is expressed as the percentage change of an investment over a certain timeframe. It includes the net income earned by the investment in terms of dividends or interest along with any change in the capital value of the investment.

PORTFOLIO PROFILE - This shows the breakdown of the assets held in the fund at a given point in time.

- ▶ **Active (weight)** - The difference in the make-up of a fund compared to its benchmark index. This is a common form of active fund management using stock selection to buy more of the shares a manager believes will do well (going overweight) and fewer of those which he believes will fare worse (going underweight). Weightings are considered relative to the benchmark; if a company's shares accounts for 3% of the benchmark, but 4% of the fund, the fund is said to be overweight in that stock. Weightings are also considered for sectors in the benchmark.
- ▶ **Asset allocation** - A description of how a fund manager chooses to invest the assets of the fund by asset class.
- ▶ **Credit Rating** - An assessment by an independent rating agency of the credit-worthiness of an institution (typically a government or company), which issues a bond. It gives investors an idea of how likely a bond is to default and therefore not repay income or capital when due.
- ▶ **Currency exposure** - The currency of investments held within the fund.
- ▶ **Duration** - Duration measures the sensitivity of the price of a bond to a change in interest rates. Duration is expressed as a number of years. The larger the number, the greater the interest rate risk or reward for the price of the bond.
- ▶ **Market Cap (market capitalisation)** - The total value of the shares issued by a company which trades on the stock exchange.
- ▶ **Maturity** - The end of a time period when the asset must be redeemed, typically used to give a set lifespan for bonds. A 10-year government bond must be repaid by the issuer (the government concerned) when it reaches maturity after the ten years elapse. Corporate bonds tend to have lower maturities of up to five years. Derivatives also have maturity periods when the option, future or swap expires.
- ▶ **Top ten holdings** - The ten securities in which the fund has the most money invested.
- ▶ **Yield** - The income on an investment expressed as a percentage of the original price. For example a company share that cost £10 and pays a dividend of 45p has a yield of 4.5%.

FUND INFORMATION

- ▶ **Accumulation and income units/shares ('acc' and 'inc')** - Most funds offer different types of units/shares and allow investors to choose between accumulation or income units/shares. If you buy accumulation units/shares, the net income available to you through dividends is automatically reinvested into the fund at no extra cost. Whereas if you choose income units/shares, the net income available will be paid out to you periodically. This will provide income to use for living expenses and so on, but will mean that the total return over time will be lower than that of the accumulation units/shares.
- ▶ **Awards and Fund Ratings** - Companies such as Citywire and Morningstar assess fund performance and provide ratings and awards to reflect how well a fund or manager is doing. Awards and ratings are highly prized by managers, however they should not necessarily be viewed as an indication of future performance.
- ▶ **Authorised Unit Trust** - A unit trust is a collective investment scheme that allows investors to pool their money into a portfolio, which is then managed by a fund manager. An authorised unit trust is one which is authorised to operate in the UK by the Financial Conduct Authority.
- ▶ **Base Currency** - The currency in which the fund is denominated.
- ▶ **Bloomberg (ticker)** - A unique code given to financial assets on Bloomberg. Bloomberg provides financial news and data to investors all over the world.
- ▶ **ISA Fund Status** - Whether or not the fund is eligible for investment in a UK Individual Savings Account (ISA).
- ▶ **ISIN** - International Securities Identification Number. A unique international code which identifies a securities issue. Each country has a national numbering agency which assigns ISIN numbers for securities in that country.
- ▶ **Summary of Investment Objective** - All funds have an investment objective written into their prospectus which details what the fund aims to achieve and which assets it will invest in to reach that aim. The summary condenses this crucial information for investors.
- ▶ **Synthetic Risk and Reward Indicator (SRRI)** - Featured on the Key Investor Information Document, the SRRI is a measure of the overall risk and reward profile of a fund. Funds are categorised on a scale from 1 to 7 where 1 is the lowest risk and 7 is the highest. Typically, the SRRI is derived from the volatility of past returns over a 5-year period. Investors should be aware the indicator is based on historical data and may not be a reliable indication of the future risk profile of the Fund. The lowest category does not mean risk free.
- ▶ **Sector** - A peer group of funds which have a similar investment objective or invest in the same type of assets. These are organised by independent companies such as the Investment Management Association in the UK. The average performance of a sector is often used to compare with the performance of an individual fund in the sector.
- ▶ **Sedol** - The Stock Exchange Daily Official List number, a code used by the London Stock Exchange to identify foreign stocks, especially those that aren't actively traded in the U.S. and don't have a CUSIP number.
- ▶ **TER (Total expense ratio)** - A measure of the total costs associated with managing and operating an investment fund. These costs consist primarily of management fees and other expenses such as trustee, custody, transaction and registration fees and other operating expenses. The total cost for the fund is divided by the fund's total assets and expressed as a percentage which represents the TER.

What to understand

Summary of Investment Objective

A statement by a Fund setting out what it intends to achieve, helping the adviser and their clients to ensure that the product accurately meets their needs. For example, an absolute return Fund may issue a Summary of Investment Objective stating that it aims to rise in value regardless of market conditions, using techniques such as shorting to make capital gains when markets fall.

Portfolio Profile

This shows the breakdown of the assets of the Fund at a given point in time.

Synthetic Risk and Reward Indicator (SRRI) and SRRI Calculation

Featured on the Key Investor Information Document, the SRRI is a measure of the overall risk and reward profile of a fund. Funds are categorised on a scale from 1 to 7 where 1 is the lowest risk and 7 is the highest. Typically, the SRRI is derived from the volatility of past returns over a 5-year period. Investors should be aware the indicator is based on historical data and may not be a reliable indication of the future risk profile of the Fund. The lowest category does not mean risk free.

Performance

The return an investment provides over a period of time expressed as a percentage. sources of returns can include interest, dividends and the change in capital value. The rate of return is measured against the initial amount of the investment calculated using published dealing prices. Fund performance is usually expressed in terms of cumulative returns or annualised returns.

Share Class Performance

BlackRock offer a selection of accumulating and distributing share classes, and some offer unit classes in a variety of currencies. Some share classes have higher initial fees, administration fees or performance fees which can impact the total return. Cumulative performance of these different classes of shares will therefore vary. Please refer to the KIID document for full details.

Fund Specific Risks

A Fund Specific Risk warning is a section of our disclaimer which states the specific risks applicable to the Fund which the fact sheet refers to. Each Fund is different: some may invest in what are perceived as higher risk assets such as commodities or property, while others invest in lower risk assets like government debt. We therefore need to state the warnings applicable to each Fund in our fact sheets.

Fund Legal Information

Covers a number of key facts about each Fund. It includes the name of the Fund company, Fund type, domicile, inception date, base currency, Fund's assets under management, ISA Fund status, the size of minimum initial purchase and minimum additional purchase, as well as other important facts.

Ratings

Companies that monitor Fund performance such as Morningstar or Citywire give awards and ratings that reflect how well the Fund or its manager are doing.

Disclaimer Important Information

Contains information about, but not limited to, company registration information of the Fund management company, the name of its regulator(s), copyright statements, and warnings about fluctuations in investment performance of financial assets.

A screenshot of a BlackRock fund fact sheet, focusing on the legal and rating information. The top part contains a table with various legal details, including the fund's name, type, domicile, and inception date. Below this, there are sections for ratings from Morningstar and Citywire, and a disclaimer section. The table is well-organized, with clear headings and columns for each piece of information.