

# AMUNDI ETF MSCI EUROPE ENERGY UCITS ETF

MONTHLY  
REPORT

30/06/2015

EQUITY ■

## Key information

Net Asset Value (NAV) : **199.85 ( EUR )**  
NAV as at : **30/06/2015**  
Assets Under Management (AUM) :  
**10.09 ( million EUR )**  
ISIN code : **FR0010930644**  
Benchmark : **MSCI Europe Energy**

## Investment Objective

AMUNDI ETF MSCI EUROPE ENERGY UCITS ETF aims to closely replicate the performance of the MSCI Europe Energy Index (Net Return), in USD, whether the trend is rising or falling.

## Risk & Reward Profile (SRRI)



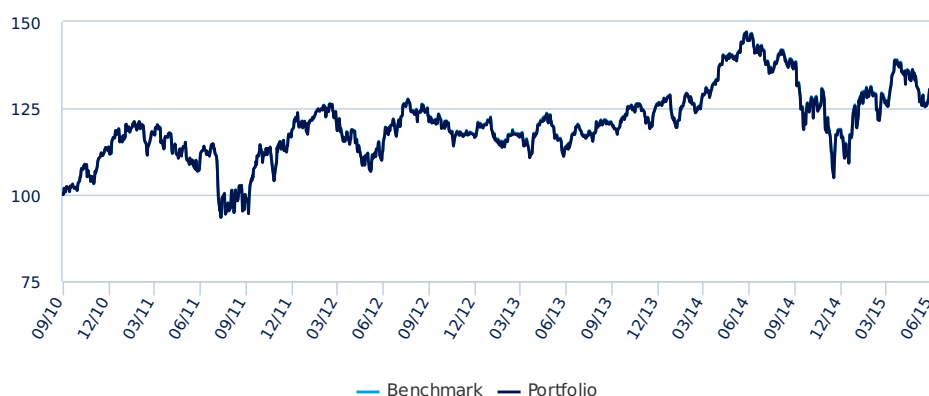
Lower risk, potentially lower rewards

Higher risk, potentially higher rewards

The SRRI represents the risk and return profile as presented in the Key Investor Information Document (KIID). The lowest category does not imply that there is no risk. The SRRI is not guaranteed and may change over time.

## Returns

### Performance (VL) \*



### Risk indicators

	1 year	3 years	Inception to date
Portfolio volatility	26.30%	18.57%	19.45%
Benchmark volatility	26.29%	18.56%	19.45%
Ex-post Tracking Error	0.14%	0.11%	0.11%
Sharpe ratio	-0.40	0.21	0.25

### Cumulative returns\*

	YTD	1 month	3 months	1 year	3 years	5 years	Since
Since	31/12/2014	29/05/2015	31/03/2015	30/06/2014	29/06/2012	-	28/09/2010
Portfolio	6.00%	-5.78%	-1.45%	-14.33%	7.60%	-	23.86%
Benchmark	5.82%	-5.83%	-1.60%	-14.38%	7.54%	-	23.92%
Spread	0.18%	0.05%	0.15%	0.05%	0.06%	-	-0.07%

### Calendar year performance\*

	2014	2013	2012	2011	2010
Portfolio	-7.75%	8.29%	-1.49%	6.29%	-
Benchmark	-7.61%	8.16%	-1.37%	6.38%	-
Spread	-0.13%	0.13%	-0.13%	-0.10%	-

\* The above cover complete periods of 12 months for each calendar year. Past performance is no predictor of current and future results and does not guarantee future yield. Any losses or gains do not take into consideration any costs, commissions and fees incurred by the investor in the issue and buyout of the shares (e.g. taxes, brokerage fees or other commissions deducted by the financial intermediary). If performance is calculated in a currency other than the euro, any losses or gains generated can thereby be affected by exchange rate fluctuations (both upward and downward). The discrepancy accounts for the performance difference between the portfolio and the index.

## Index Data

## Description

The MSCI Europe Energy Index, in USD, net return, comprises around 20 leading stocks on the European energy market.

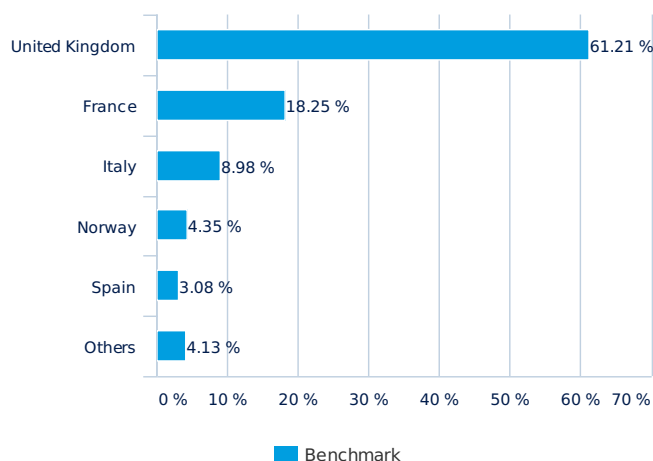
## Information

Asset class : **Equity**  
Exposure : **Europe**  
Benchmark index currency : **USD**  
Holdings : **22**

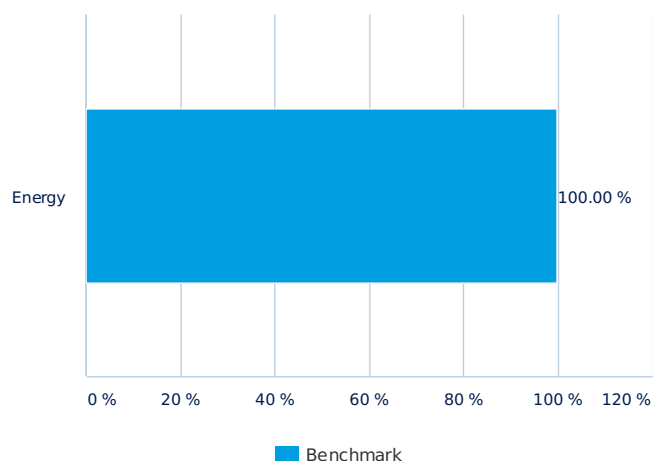
## Top 10 holdings

	% of assets (benchmark)
BP PLC	19.95%
ROYAL DUTCH SHELL-A	18.11%
TOTAL	17.20%
ROYAL DUTCH SHELL-B	11.48%
BG GROUP PLC	9.42%
ENI SPA	7.47%
STATOIL ASA	3.29%
REPSOL SA	3.08%
TENARIS SA MILAN	1.05%
TECHNIP SA	1.05%
<b>Total</b>	<b>92.08%</b>

## Geographical breakdown



## Sector breakdown



## Principal characteristics

Fund structure	Mutual Fund (FCP) under French law
UCITS compliant	UCITS
Fund Manager	Amundi
Administrator	CACEIS Fund Administration France
Custodian	CACEIS BANK FRANCE
Independent auditor	PRICEWATERHOUSECOOPERS AUDIT
Share-class inception date	28/09/2010
Share-class reference currency	EUR
Classification	International Equities
Type of shares	Accumulation and/or Distribution
ISIN code	FR0010930644
Minimum investment to the secondary market	1 Share (s)
Frequency of NAV calculation	Daily
Ongoing charge	0.25 % ( realized ) - 30/06/2014
Minimum recommended investment period	5 years
French tax wrapper	PEA eligible
Fiscal year end	June
ISA and SIPP Eligible	Yes
UK Distrib/Report Status	Yes
Primary Market Maker	BNP Paribas

## Listing data

Place	Hours	CCY	Mnemo	Bloomberg Ticker	Bloomberg iNAV	Reuters RIC	Reuters iNAV
Nyse Euronext Paris	9:05 - 17:35	EUR	ANRJ	ANRJ FP	IANRJINAV.PA	ANRJ.PA	.IANRJ
London Stock Exchange	8:00 - 16:30	GBX	ANRJ	ANRJ LN	IANRJINAV.L	ANRJ.L	-
Deutsche Börse	9:00 - 17:30	EUR	ANRJ	AMEE GR	IANRJINAV.DE	AMEE.DE	.IANRJ

## Contact

## ETF Sales contact

France	Emmanuel Monet	+33 (0)1 76 32 65 76
France	Fannie Wurtz	+33 (0)1 76 32 00 94
Germany	Bettina May	+49 (0) 69 74 221 323
Germany	Ivan Durdevic	+49 (0) 69 74 221 358
Spain	Laure Peyranne Rovet	+34 (0) 914 367 244
Italy	Vincenzo Sagone	+39 02 0065 2965
Italy	Alessandro Bonardi	+39 02 0065 2198
Switzerland	Benoit Garcia	+41 22 316 01 51
United Kingdom	Philip Philippides	+44 (0) 20 7074 9372
United Kingdom	Toby Dudley-Smith	+44 (0) 20 7074 9373
Sweden	Bjorn Sandberg	+46 8 5348 2271

## ETF Capital Markets contact

Sabrina Leprovost	+33 (0)1 76 32 19 93
Mehdi Balafrej	+33 (0)1 76 32 05 71

## ETF Market Makers contact

BNP Paribas	+33 (0)1 40 14 60 01
Kepler Cheuvreux	+33 (0)1 53 65 35 25

## Amundi contact

**Amundi ETF**  
90 bd Pasteur  
CS 21564  
75 730 Paris Cedex 15 - France  
**Hotline** : +33 (0)1 76 32 47 74  
info@amundiETF.com  
**Facilities Agent**  
Amundi - London Branch  
41 Lothbury - London  
EC2R 7HF - United Kingdom

## Index Providers

Type of index replicated: Equities.

The funds are not sponsored, endorsed, sold or promoted by Morgan Stanley Capital International Inc. ("MSCI"), any of its affiliates, any of its information providers or any other third party involved in, or related to, compiling, computing or creating any MSCI index (collectively, the "MSCI parties"). The MSCI indexes are the exclusive property of MSCI. MSCI and the MSCI index names are service mark(s) of MSCI or its affiliates and have been licensed for use for certain purposes by Amundi. None of the MSCI parties makes any representation or warranty, express or implied, to the issuer or owners of this fund or any other person or entity regarding the advisability of investing in funds generally or in this fund particularly or the ability of any MSCI index to track corresponding stock market performance.

A complete description of the MSCI indexes is available on request from MSCI. MSCI indexes are registered trademark of MSCI which are used to identify indexes it calculates and publishes. MSCI guarantees neither the value of the index at any given time nor the results or performance of products indexed against this index.

## Important information

This document is designed exclusively for institutional, professional, qualified or sophisticated investors and distributors. It is not meant for the general public or private clients of any jurisdiction or those qualified as 'US Persons'. Approved investors in regard to the European Union are those which are defined as "Professional" investors in Directive 2004/39/EC of 21 April 2004 "MiFID" or, as the case may be, as defined under each local legislation and, insofar as the offer in Switzerland is concerned, "qualified investors" as set forth in the federal Law on Collective Investments (LPCC), the Ordinance on collective investments of 22 November 2006 (OPCC) and the FINMA 08/8 Circular regarding the legislation on collective investments of 20 November 2008. This document shall not, under any circumstance, be sent within the European Union to non "Professional" investors as defined by the MFI or under each local legislation, or in Switzerland to those investors which are not defined as "qualified investors" in the applicable law and regulations.

## Legal information

The Fund presents an unmeasurable risk of capital loss. Past performance in no way serves as either an indication of future results or a guarantee of future returns. For further information about the risks and before making any investment, refer to the Key Investor Information Document (KIID) and the prospectus for each fund, available in French on request or on the website: amundiETF.fr. The information contained in this document has been obtained from sources believed to be reliable. Amundi cannot, however, ensure that the information is accurate and reserves the right to amend the analyses presented above at any time. This document is of a non-contractual nature and in no way constitutes a recommendation, solicitation of an offer or an offer regarding a purchase, sale or exchange relating to the Fund described herein, and must under no circumstances be interpreted as such. The transparency policy and information on the composition of the funds' assets are available at amundiETF.com. The indicative net asset value is published by the stock markets. Fund units purchased on the secondary market cannot generally be resold directly to the Fund. Investors must buy and sell units on a secondary market with the assistance of an intermediary (e.g. a broker) and may, in this case, have to pay charges. In addition, it is possible that investors may pay more than the current net asset value when they buy units and receive less than the current net asset value when they sell. Complete list of brokers and marketmakers available at : amundiETF.com Financial intermediary fees apply.