

## Schroder International Selection Fund Frontier Markets Equity

A Accumulation USD | Data as at 31.03.2024

## Fund objectives and investment policy

The fund aims to provide capital growth in excess of the MSCI Frontier Emerging Markets (FEM) Index (Net TR) with emerging markets capped at 10% after fees have been deducted over a three to five year period by investing in equities of frontier emerging markets companies.

**Above is the Investment Objective of the fund. For details on the fund's Investment Policy please see the KID.**

This fund does not have the objective of sustainable investment or binding environmental or social characteristics as defined by Regulation (EU) 2019/2088 on Sustainability-related Disclosures in the Financial Services Sector (the "SFDR"). Any references to the integration of sustainability considerations are made in relation to the processes of the investment manager or the Schroders Group and are not specific to the fund.

**Relevant risks associated with an investment in this fund are shown below and should be carefully considered before making any investment. Past Performance is not a guide to future performance and may not be repeated. The value of investments and the income from them may go down as well as up and investors may not get back the amounts originally invested. Exchange rate changes may cause the value of investments to fall as well as rise. Performance data does not take into account any commissions and costs, if any, charged when units or shares of any fund, as applicable, are issued and redeemed.**

## Share class performance (%)

Cumulative performance	1 month	3 months	YTD	1 year	3 years	5 years	10 years
Share class (Net)	0,7	14,9	14,9	39,7	56,1	68,8	59,4
Target	3,9	4,6	4,6	13,3	5,4	19,0	22,4

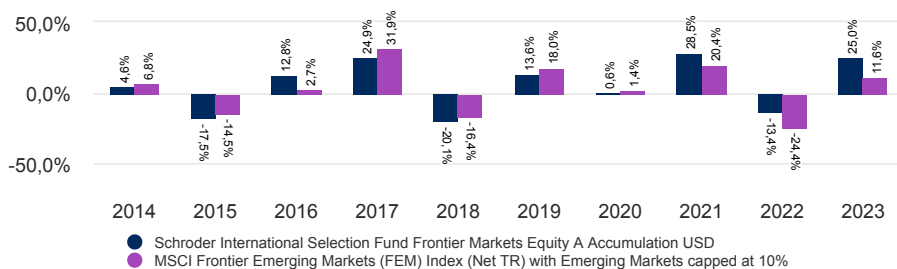
  

Discrete yearly performance (%)	Mar 14 - Mar 15	Mar 15 - Mar 16	Mar 16 - Mar 17	Mar 17 - Mar 18	Mar 18 - Mar 19	Mar 19 - Mar 20	Mar 20 - Mar 21	Mar 21 - Mar 22	Mar 22 - Mar 23	Mar 23 - Mar 24
Share class (Net)	-9,1	-14,3	23,4	20,3	-18,3	-24,4	43,2	19,9	-6,8	39,7
Target	-3,6	-12,5	12,9	27,3	-15,0	-19,0	39,3	12,1	-17,1	13,3

Calendar year performance	2014	2015	2016	2017	2018	2019	2020	2021	2022	2023
Share class (Net)	4,6	-17,5	12,8	24,9	-20,1	13,6	0,6	28,5	-13,4	25,0
Target	6,8	-14,5	2,7	31,9	-16,4	18,0	1,4	20,4	-24,4	11,6

## Performance over 10 years (%)



## Ratings and accreditation



Please refer to the Source and ratings information section for details on the icons shown above.

## Fund facts

Fund manager	Rami Sidani Tom Wilson
Managed fund since	15.12.2010 ; 01.08.2016
Fund management company	Schroder Investment Management (Europe) S.A.
Domicile	Luxembourg
Fund launch date	15.12.2010
Share class launch date	15.12.2010
Fund base currency	USD
Share class currency	USD
Fund size (Million)	USD 613,10
Number of holdings	57
Target	MSCI Frontier Emerging Markets (FEM) Index (Net TR) with Emerging Markets capped at 10%
Unit NAV	USD 241,0559
Dealing frequency	Daily
Distribution frequency	No Distribution

## Fees &amp; expenses

Entry charge up to	5,00%
Ongoing charge	1,96%
Redemption fee	0,00%

## Purchase details

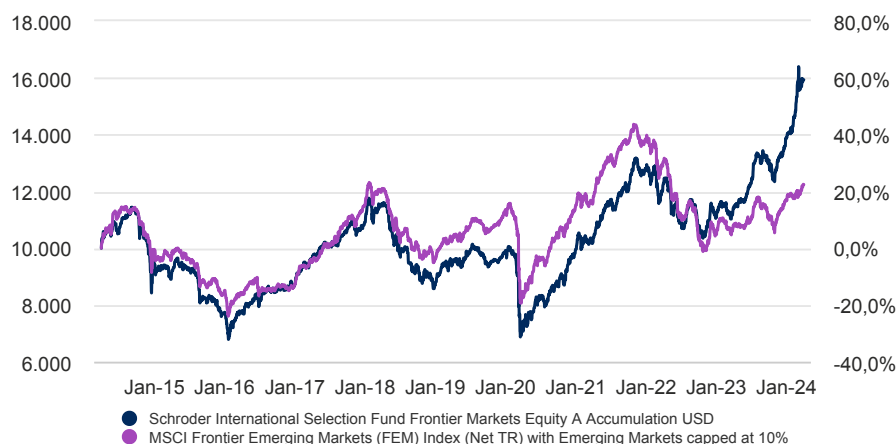
Minimum initial subscription	USD 1.000 ; EUR 1.000 or their near equivalent in any other freely convertible currency.
------------------------------	--

## Codes

ISIN	LU0562313402
Bloomberg	SISFMEA LX
SEDOL	B3RVN74
Reuters code	LU0562313402.LUF

A Accumulation USD | Data as at 31.03.2024

## 10 year return of USD 10.000



The chart is for illustrative purposes only and does not reflect an actual return on any investment.

Returns are calculated bid to bid (which means performance does not include the effect of any initial charges), net income reinvested, net of fees.

## Risk considerations

**Concentration risk:** The fund may be concentrated in a limited number of geographical regions, industry sectors, markets and/or individual positions. This may result in large changes in the value of the fund, both up or down.

**Counterparty risk:** The fund may have contractual agreements with counterparties. If a counterparty is unable to fulfil their obligations, the sum that they owe to the fund may be lost in part or in whole.

**Currency risk:** The fund may lose value as a result of movements in foreign exchange rates, otherwise known as currency rates.

**Derivatives risk:** Derivatives, which are financial instruments deriving their value from an underlying asset, may be used to manage the portfolio efficiently. The fund may also materially invest in derivatives including using short selling and leverage techniques with the aim of making a return. A derivative may not perform as expected, may create losses greater than the cost of the derivative and may result in losses to the fund.

**Emerging markets & frontier risk:** Emerging markets, and especially frontier markets, generally carry greater political, legal, counterparty, operational and liquidity risk than developed markets.

**Higher volatility risk:** The price of this fund may be more volatile as it may take higher risks in search of higher rewards, meaning the price may go up and down to a greater extent.

**Liquidity risk:** In difficult market conditions, the fund may not be able to sell a security for full value or at all. This could affect performance and could cause the fund to defer or suspend redemptions of its shares, meaning investors may not be able to have immediate access to their holdings.

**Market risk:** The value of investments can go up and down and an investor may not get back the amount initially invested.

**Operational risk:** Operational processes, including those related to the safekeeping of assets, may fail. This may result in losses to the fund.

**Performance risk:** Investment objectives express an intended result but there is no guarantee that such a result will be achieved. Depending on market conditions and the macro economic environment, investment objectives may become more difficult to achieve.

## Summary risk indicator (SRI)

## LOWER RISK

Potentially lower reward

## HIGHER RISK

Potentially higher reward



The risk category was calculated using historical performance data (or indicative fund performance during periods of suspension) and may not be a reliable indicator of the fund's future risk profile. The fund's risk category is not guaranteed to remain fixed. Please see the Key Information Document for more information.

## Risk statistics &amp; financial ratios

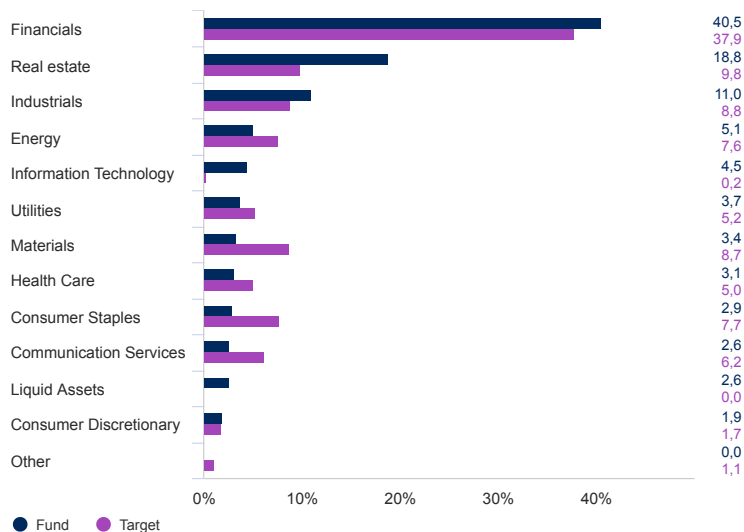
	Fund	Target
<b>Annual volatility (%) (3y)</b>	15,3	14,1
<b>Alpha (%) (3y)</b>	13,3	-
<b>Beta (3y)</b>	0,9	-
<b>Sharpe ratio (3y)</b>	0,9	-0,0
<b>Information ratio (3y)</b>	1,8	-
<b>Dividend Yield (%)</b>	3,5	-
<b>Price to book</b>	1,6	-
<b>Price to earnings</b>	8,9	-
<b>Predicted Tracking error (%)</b>	5,6	-

Source: Morningstar, and Schroders for the Predicted tracking error. The above ratios are based on bid to bid price based performance data. These financial ratios refer to the average of the equity holdings contained in the fund's portfolio and in the benchmark (if mentioned) respectively.

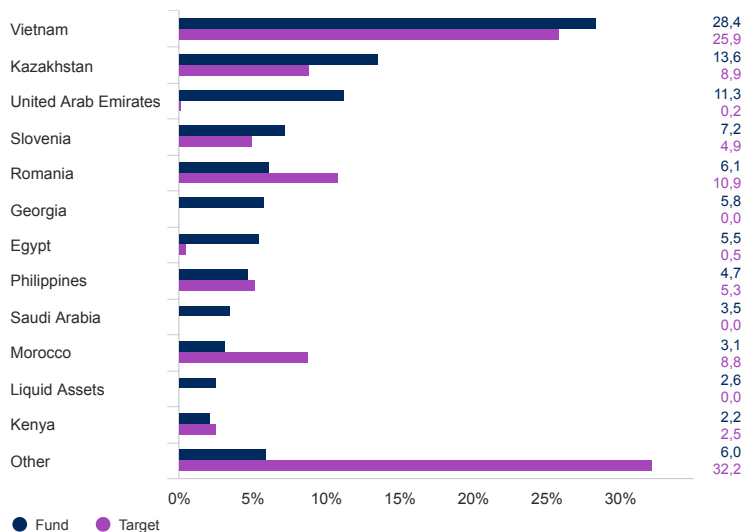
A Accumulation USD | Data as at 31.03.2024

### Asset allocation

#### Sector (%)



#### Geographical breakdown (%)



#### Top 10 holdings (%)

Holding name	%
Kaspi.KZ JSC	7,7
Halyk Savings Bank of Kazakhstan JSC	4,9
Nova Ljubljanska Banka dd	4,7
Vincom Retail JSC	4,7
FPT Corp	4,5
Gemadept Corp	4,4
Talaat Moustafa Group	4,2
Emaar Development PJSC	3,4
Banca Transilvania SA	2,9
Military Commercial Joint Stock Bank	2,8

Source: Schroders. Top holdings and asset allocation are at fund level.

### Share class available

	A Accumulation USD	A Distribution USD
<b>Distribution frequency</b>	No Distribution	Annually
<b>ISIN</b>	LU0562313402	LU1046231319
<b>Bloomberg</b>	SISFMEA LX	SISFMAI LX
<b>SEDOL</b>	B3RVN74	BKXP7Q6

### Contact information

Schroder Investment Management (Europe) S.A.  
 5, rue Höhenhof  
 Sennigerberg  
 Luxembourg  
 L-1736  
 Tel: +352 341 342 202  
 Fax: +352 341 342 342

For your security, communications may be taped or monitored.

**Information relating to changes in fund manager, investment objective, benchmark and corporate action information**

Please note that the fund's benchmark was changed on 31 July 2021. The past performance in the above table is based on the fund's benchmark (Target benchmark: MSCI Frontier Markets (FM) Index (Net TR)) in place prior to this date. Going forward, this table will show past performance from this date based on the new benchmark (Target benchmark: MSCI Frontier Emerging Markets (FEM) Index (Net TR) with Emerging Markets capped at 10%).

**Benchmarks: (If applicable)**

Some performance differences between the fund and the benchmark may arise because the fund performance is calculated at a different valuation point from the benchmark. The target benchmark has been selected because it is representative of the type of investments in which the fund is likely to invest, and it is, therefore, an appropriate target in relation to the return that the fund aims to provide. The investment manager invests on a discretionary basis and there are no restrictions on the extent to which the fund's portfolio and performance may deviate from the benchmark. The investment manager will invest in companies or sectors not included in the benchmark in order to take advantage of specific investment opportunities.

**Source and ratings information**

Source of all performance data, unless otherwise stated: Morningstar, bid to bid, net income reinvested, net of fees.

**Morningstar Rating:** © Morningstar 2024. All Rights Reserved. The information contained herein: (1) is proprietary to Morningstar and/or its content providers; (2) may not be copied or distributed; and (3) is not warranted to be accurate, complete or timely. Neither Morningstar nor its content providers are responsible for any damages or losses arising from any use of this information. Past performance is no guarantee of future results.

**Important information****Costs:**

Certain costs associated with your investment in the fund may be incurred in a different currency to that of your investment. These costs may increase or decrease as a result of currency and exchange rate fluctuations.

If a performance fee is applicable to this fund, details of the performance fee model and its computation methodology can be found in the fund's prospectus. This includes a description of the performance fee calculation methodology, the dates on which the performance fee is paid and details of how the performance fee is calculated in relation to the fund's performance fee benchmark, which may differ from the benchmark in the fund's investment objective or investment policy.

For further information regarding the costs and charges associated with your investment, please consult the funds' offering documents and annual report.

**General:**

This document does not constitute an offer to anyone, or a solicitation by anyone, to subscribe for shares of Schroder International Selection Fund (the "Company"). Nothing in this document should be construed as advice and is therefore not a recommendation to buy or sell shares. An investment in the Company entails risks, which are fully described in the prospectus. Subscriptions for shares of the Company can only be made on the basis of its latest Key Information Document and prospectus, together with the latest audited annual report (and subsequent unaudited semi-annual report, if published), copies of which can be obtained, free of charge, from Schroder Investment Management (Europe) S.A. The Company is registered in the Administrative Register of Foreign Collective Investment Institutions marketed in Spain of the National Securities Market Commission (CNMV), with the number 135. Its depository is J.P. Morgan SE and its management company is Schroder Investment Management (Europe) S.A.. The Company is a UCITS registered in Luxembourg. Schroders may decide to cease the distribution of any fund(s) in any EEA country at any time but we will publish our intention to do so on our website, in line with applicable regulatory requirements. This fund does not have the objective of sustainable investment or binding environmental or social characteristics as defined by Regulation (EU) 2019/2088 on Sustainability-related Disclosures in the Financial Services Sector (the "SFDR"). Any references to the integration of sustainability considerations are made in relation to the processes of the investment manager or the Schroders Group and are not specific to the fund. Any reference to regions/ countries/ sectors/ stocks/ securities is for illustrative purposes only and not a recommendation to buy or sell any financial instruments or adopt a specific investment strategy. Past Performance is not a guide to future performance and may not be repeated. The value of investments and the income from them may go down as well as up and investors may not get back the amounts originally invested. Exchange rate changes may cause the value of investments to fall as well as rise. Performance data does not take into account any commissions and costs, if any, charged when units or shares of any fund, as applicable, are issued and redeemed. Schroders has expressed its own views and opinions in this document and these may change. Third party data including MSCI data is owned or licensed by the data provider and may not be reproduced or extracted and used for any other purpose without the data provider's consent. Third party data is provided without any warranties of any kind. The data provider and issuer of the document shall have no liability in connection with the third party data. The terms of the third party's specific disclaimers, if any, are set forth in the Important Information section at [www.schroders.com](http://www.schroders.com). Schroders will be a data controller in respect of your personal data. For information on how Schroders might process your personal data, please view our Privacy Policy available at <https://www.schroders.com/en/global/individual/footer/privacy-statement/> or on request should you not have access to this webpage. A summary of investor rights may be obtained from <https://www.schroders.com/en/global/individual/summary-of-investor-rights/> For your security, communications may be recorded or monitored. Issued by Schroder Investment Management (Europe) S.A., 5, rue Höhenhof, L-1736 Senningerberg, Luxembourg. Registration No B 37.799. Distributed by Schroder Investment Management (Europe) S.A., Spanish branch, registered in the EEA investment firm register with the National Market Commission of Securities (CNMV) with the number 20.