

Capital Group Global High Income Opportunities (LUX)

Objective

The fund seeks to provide, over the long-term, a high level of total return, of which a large component is current income by investing in emerging market government bonds and corporate high yield bonds from around the world.

The Capital advantage

Since 1931 our firm, Capital Group, has been singularly focused on delivering superior, consistent results for long-term investors using high-conviction portfolios, rigorous research and individual accountability. We began managing our first US high-yield mandate in 1986 and have been involved in emerging market debt throughout the evolution of the asset class. We began investing in dedicated emerging market debt mandates in 1994.

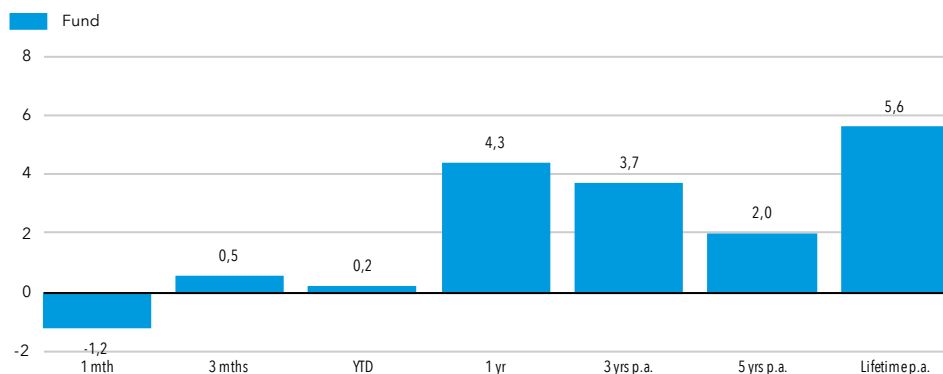
Fund essentials

Launch date	7 May 1999
Fund size	£564 million
Number of issuers	178
Gross income yield	7,1%
Net income yield	7,0%

Yield is calculated over the same period as income earned by the fund, on both a before (gross) as well as an after (net) withholding taxes basis (in each case before fees), divided by average total net assets. This differs from the yield of each share class.

Portfolio managers	Based in	Years at Capital
David Daigle	New York	23
Robert Neithart	Los Angeles	30

Fund results in GBP (Bdh-GBP shares) as at 28 February 2018, %



Calendar year, %	2010	2011	2012	2013	2014	2015	2016	2017
Fund	11,9	1,0	16,2	0,2	-2,1	-8,0	15,0	7,9

1 year to 28 Feb, %	2011	2012	2013	2014	2015	2016	2017	2018
Fund	12,1	5,6	11,8	0,2	-1,3	-10,8	19,8	4,3

	Yield to worst	Effective duration
Fund	6,3	4,5

Fund results are shown after fees and expenses and are calculated as the increase or decrease in net asset value of the fund over the relevant period. The net asset value is calculated based on close-of-business prices for performance and fee calculation purposes only. No dealing activity can be based on such net asset value. Please refer to capitalgroup.com/europe for further information on net asset value applicable to any dealing activity in the fund, and for other share classes; these have different fees and expenses, and returns will differ. Results data does not take account of costs incurred on the issue of shares. Inception of the fund share class on 7 August 2009. Results prior to this relate to the older share classes, adjusted where necessary to reflect the management fee of the recipient share class. Past results are not a guarantee of future results. Source: Capital Group.

Yield to worst is the lowest potential yield that can be received on a bond without the issuer actually defaulting.

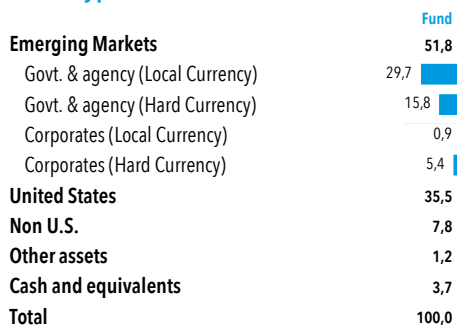
Effective duration takes into account that expected cash flows will fluctuate when interest rates change and is expressed in years to maturity.

Ratings



Morningstar Rating™ as at 28 February 2018.
Morningstar category: Global Flexible Bond - GBP Hedged
Source and copyright: Morningstar. For more information on the methodology of the Morningstar ratings please visit www.morningstar.com

Asset type breakdown, %



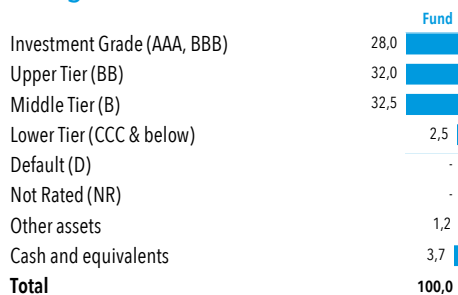
Currency group, %



Asset type, currency and rating breakdowns are data that are likely to change over time and do not constitute a commitment from the management company.

Rating refers to the higher of S&P, Moody's and Fitch for the highest weighted issue.

Rating breakdown, %



Reference information

Fiscal year end	31 December
Dealing frequency	Daily
Domicile	Luxembourg
Investment adviser	Capital Research and Management Company
Base currency	USD

Risk statistics (Bdh-GBP shares)

Lifetime risk statistics

Standard deviation	7,0
--------------------	-----

Risk statistics are based on close of market returns (T+1).

Standard deviation (absolute volatility) is a measure of the absolute variability of returns and the larger the standard deviation, the greater the likelihood (and risk) that a fund's results will fluctuate from the average return. It is based on monthly observations using a population standard deviation calculation.

Top 10 holdings

	Rating	Yield to worst	% Fund
India Government	BBB	7,8	4,5
Brazil Government	BB	7,1	3,7
Indonesia Government	BBB	5,7	3,1
Argentina Government	B	9,5	3,1
South Africa Government	BBB	8,5	2,8
Poland Government	A	2,0	2,4
Turkey Government	BBB	8,6	2,4
Russia Government	BBB	6,6	2,3
Nigeria Government	B	14,8	2,2
Egypt Government	B	10,6	2,1
Total			28,6

Rating refers to the higher of S&P, Moody's and Fitch for the highest weighted issue.

Yield to worst is the lowest potential yield that can be received on a bond without the issuer actually defaulting.

Data is likely to change over time and does not constitute a commitment from the management company.

Share class information (further share classes available at capitalgroup.com/europe)

Class	NAV	Management fee p.a.	TER	Dividend yield	Min. investment	Bloomberg	ISIN	SEDOL
Bdh-GBP (Inc)	£11,40	1,500%	1,76%	5,1%	US\$ 1 000	CGHBDHG LX	LU0444869548	B455JW2

Dividend yield is the income return on the share class and is shown for distributing share classes only. It is calculated over the last 12 months as income earned by the fund after withholding taxes, fees and expenses. Where hedged share classes are listed, for the purpose of currency hedging all assets attributable to them in this fund will be deemed to constitute exposure to USD. The fund will aim to hedge 100% (with reasonable margin of tolerance) of this deemed currency exposure back into the currency referred to in the relevant Class's designation.

The charges you pay are used to pay the costs of running the fund, including the costs of marketing and distributing it. These charges reduce the potential growth of your investment. In addition to the Total Expense Ratio (TER), entry charges may apply according to provisions described in the Prospectus. However, exit penalties may apply when there is excessive trading or market timing.

Data is likely to change over time and does not constitute a commitment from the management company. Past results are not a guarantee of future results.

Total Expense Ratio (TER) is calculated over the last 12 months with a one month lag. TER data is therefore as at 31 January 2018.

This material, issued by Capital International Management Company Sàrl ("CIMC"), 37A avenue J.F. Kennedy, L-1855 Luxembourg, is distributed for information purposes only. CIMC is regulated by the Commission de Surveillance du Secteur Financier ("CSSF" - Financial Regulator of Luxembourg) and manages the fund which is a sub-fund of Capital International Fund. The fund is organised as an investment company with variable capital ("SICAV") under the laws of the Grand Duchy of Luxembourg and authorised by the CSSF as a UCITS. All information is as at the date indicated unless otherwise stated and is subject to change.

Risk factors you should consider before investing:

- The value of shares and income from them can go down as well as up and you may lose some or all of your initial investment.
- Past results are not a guarantee of future results.
- If the currency in which you invest strengthens against the currency in which the underlying investments of the fund are made, the value of your investment will decrease.
- The Prospectus and Key Investor Information Document set out risks, which, depending on the fund, may include risks associated with investing in emerging markets and/or high yield securities. Emerging markets are volatile and may suffer from liquidity problems.

Other important information:

The fund is offered only by Prospectus, together, where applicable, with the Key Investor Information Document. These documents, together with the latest Annual and Semi-Annual Reports and any documents relevant to local legislation, contain more complete information about the fund, including relevant risks, charges and expenses, and should be read carefully before investing. However, these documents and other information relating to the fund will not be distributed to persons in any country where such distribution would be contrary to law or regulation. They can be accessed online at thecapitalgroup.com/europe, where the latest daily prices are also available, or from the Representative in Switzerland: Capital International Sàrl, 3 place des Bergues, 1201 Genève. Paying agent in Switzerland: JPMorgan (Suisse) SA, 8 rue de la Confédération, 1204 Genève.

The tax treatment depends on individual circumstances and may be subject to change in future. Investors should seek their own tax advice. This information is neither an offer nor a solicitation to buy or sell any securities or to provide any investment service. © 2018 Capital Group. All rights reserved.