

Risk profile (SRRI) <sup>1)</sup>						
1	2	3	4	5	6	7

## Credit Suisse (Lux) Emerging Market Corporate Investment Grade Bond Fund

a subfund of CS Investment Funds 3 - Class IBH EUR

### Investment policy

The fund invests primarily in corporate bonds, and to a limited degree in U.S. dollar-denominated bonds issued by sovereign borrowers in developing nations. In general, the Fund's investments must have an investment grade rating of BBB-/Baa3. Additionally, the fund also has the ability to invest in companies with a split rating. The fund predominately invests in USD denominated bonds and any non-USD based investment is fully hedged back into USD. The fund aims to deliver a return over the entire economic cycle that is higher than what could be achieved with bonds issued by borrowers in industrialized nations. The large investment universe offers interesting investment opportunities and allows for a broad diversification. The fund is actively managed in terms of its investment approach.

### Fund facts

<b>Fund manager</b>	Andreas Fischer
<b>Fund manager since</b>	02.04.2012
<b>Location</b>	Zurich
<b>Management company</b>	Credit Suisse Fund Management S.A.
<b>Fund domicile</b>	Luxembourg
<b>Fund currency</b>	USD
<b>Close of financial year</b>	30. Sep
<b>Total net assets (in millions)</b>	1'583,88
<b>Inception date</b>	28.02.2011
<b>Management fee p.a.</b>	0,50%
<b>Ongoing charge</b>	0,78%
<b>Benchmark (BM) <sup>5)</sup></b>	-
<b>Swinging single pricing (SSP) <sup>4)</sup></b>	Yes
<b>Unit class</b>	Category IBH (capital growth)
<b>Unit class currency</b>	EUR
<b>ISIN number</b>	LU0592662174
<b>Bloomberg ticker</b>	CLEMIHE LX
<b>Net Asset Value</b>	144,49
<b>Redemptions</b>	Daily

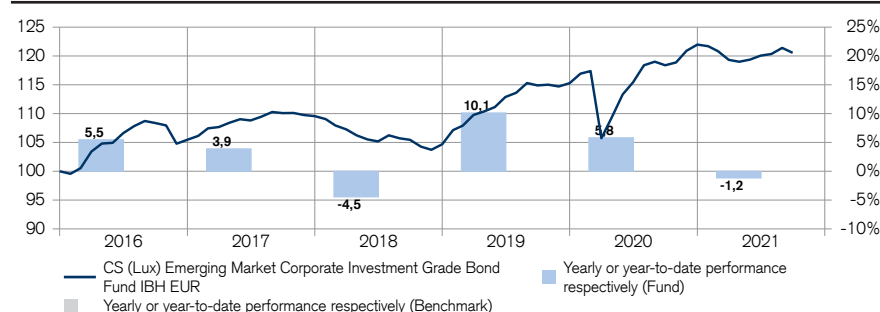
4) For more details, please refer to the relevant chapter "Net Asset Value" of the Fund's prospectus.  
 5) Relative performance versus benchmark (JPM CEMBI Broad Diversified High Grade (10/15)) is available for the USD share class.

### Fund statistics

	3 years	5 years
Annualised volatility in %	7,60	6,21
Maximum draw down in % <sup>6)</sup>	-9,92	-9,92

6) Maximum drawdown is the most negative cumulative return over a given time period.

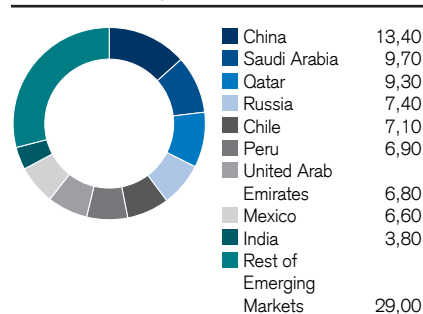
### Net performance in EUR (rebased to 100) and yearly performance <sup>2)</sup>



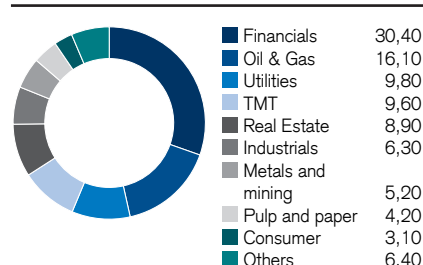
### Net performance in EUR <sup>2)</sup>

	1 month	3 months	YTD	1 year	3 years	5 years
Fund	-0,70	0,41	-1,17	1,83	14,32	11,24

### Countries in %



### Sectors in %

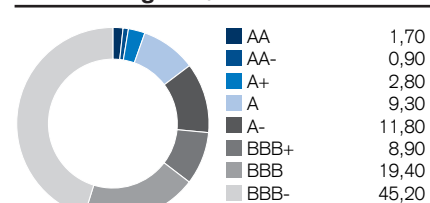


### Duration and yield

	Fund
Yield to maturity in % <sup>3)</sup>	1,83
Average remaining term to maturity in years	7,36
Modified duration in years	5,50

<sup>3)</sup> The shown yield to maturity is calculated as of 30.09.2021 and does not take into account costs, changes in the portfolio, market fluctuations and potential defaults. The yield to maturity is an indication only and is subject to change.

### Credit ratings in % <sup>7)</sup>



Default Probability Weighted Average Credit Rating = BBB-  
 Linear Weighted Average Credit Rating = BBB

<sup>7)</sup> Rating methodology to be considered Investment Grade (IG): at least on IG rating by S&P, Moody's or Fitch

### Number of holdings

Fund	203
------	-----

### Top 10 holdings in %

Position	Maturity	as % of assets
Gulf International Bank	23.09.25	1,60
Saudi Arabian Oil Company	16.04.39	1,60
CBQ Finance	15.09.25	1,60
MEGlobal Canada	18.05.25	1,60
Gazprom	14.07.31	1,40
Credicorp	17.06.25	1,30
Suzano	15.01.29	1,30
Banco de Credito	11.01.25	1,20
Gazprom	27.01.29	1,10
Banco Inter Peru	04.10.26	1,10
<b>Total</b>		<b>13,80</b>

<sup>1)</sup> The calculation of the risk indicator is based on the CESR/10-673 Directive. The risk indicator is based on historic and partly simulated data; it cannot be used to predict future developments. The classification of the Fund may change in future and does not represent a guarantee. A classification into category 1 is not a risk-free investment either.

<sup>2)</sup> Historical performance indications and financial market scenarios are not reliable indicators of current or future performance. The performance data does not take into account the commissions and costs incurred on the issue and redemption of fund units. Asset Allocation presented on this page may change over time.

<sup>3)</sup> The portfolio return takes into account currency hedging, whereas the benchmark return shown here does not take currency hedging into account. Yield to Maturity calculated in share class currency.

# Credit Suisse (Lux) Emerging Market Corporate Investment Grade Bond Fund

a subfund of CS Investment Funds 3 - Class IBH EUR

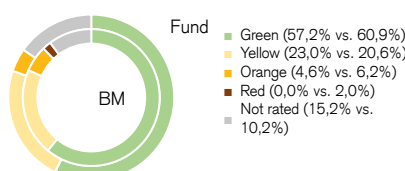
## ESG Rating vs Benchmark <sup>8)</sup>

	ESG	E	S	G
Fund	<b>BB</b>	BBB	BBB	BB
BM	<b>BB</b>	BBB	BBB	BB

## ESG Breakdown <sup>11)</sup>

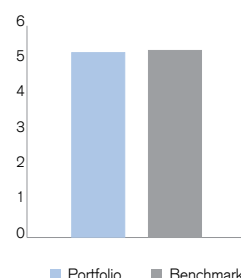
	Score
<b>Overall Score</b>	<b>3,9</b>
<b>Environment</b>	<b>4,8</b>
Climate Change	5,4
Env. Opportunities	5,0
Natural Capital	4,5
Pollution & Waste	3,9
<b>Social</b>	<b>4,9</b>
Human Capital	4,8
Product Liability	4,7
Social Opportunities	4,8
Stakeholder Opposition	5,8
<b>Governance</b>	<b>3,5</b>

## ESG Controversies Flag <sup>12)</sup>



## Low Carbon Transition Score <sup>14)</sup>

Portfolio: **5,2** / Benchmark: **5,3**



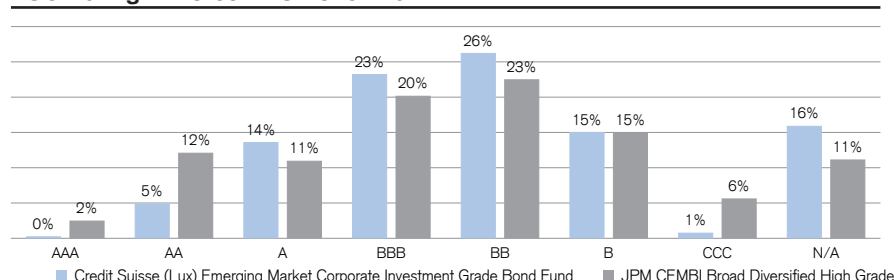
## Portfolio Summary <sup>9)</sup>

This fund promotes environmental, social and governance (ESG) characteristics (within the meaning of Art. 8 of Regulation (EU) 2019/2088). It applies the CSAM Sustainable Investing Policy ([www.credit-suisse.com/esg](http://www.credit-suisse.com/esg)) to combine the most material ESG factors with traditional financial analysis to calculate an ESG integrated credit rating, which serves as the basis for a bottom-up security selection process.

## Applied ESG Characteristics <sup>10)</sup>

- ☐ ESG Benchmark    ☒ ESG Integration    ☒ Engagement  
☒ Exclusion Criteria    ☐ Proxy Voting

## ESG Rating in Percent vs Benchmark <sup>13)</sup>



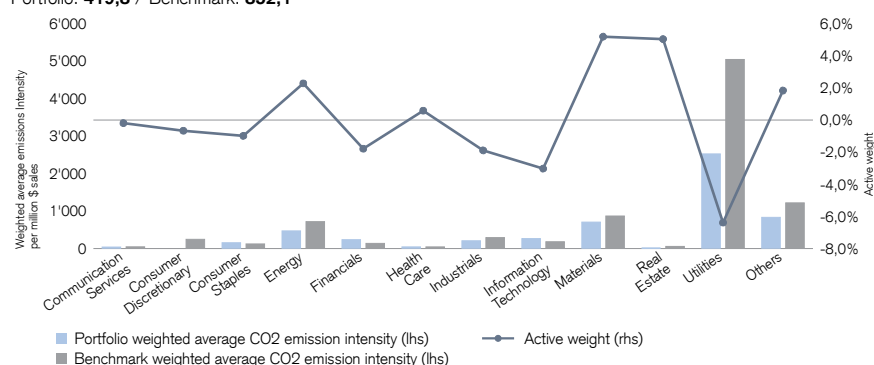
## Top 10 Holdings

Holding Name	Weight	ESG Rating	Cont.Flag	E	S	G
Gulf International Bank BSC	1,6%	N/A				
Saudi Arabian Oil Co.	1,6%	BB				
MEGlobal Canada ULC	1,6%	B				
CBQ Finance Ltd.	1,6%	A				
Gaz Finance Plc	1,4%	BB				
Credicorp Ltd.	1,3%	A				
Suzano Austria GmbH	1,3%	B				
Banco de Credito del Peru SA	1,2%	A				
Gaz Finance Plc	1,1%	BB				
Banco Internacional del Peru SAA Interbank	1,1%	BBB				

## Carbon Emission Intensity <sup>15)</sup>

Tons CO2-equivalent emissions per \$m revenues

Portfolio: **419,8** / Benchmark: **852,1**



## Legend

8) ESG Rating which is provided by MSCI ESG, is measured on a scale from AAA (highest rating) to CCC (lowest rating). The rating is based on the underlying company's exposure to industry specific sustainability risks and their ability to mitigate those risks relative to their peers. The overall portfolio rating is calculated on an industry relative basis while the underlying individual E, S and G ratings are absolute. Hence, the overall rating cannot be seen as an average of the individual E, S and G ratings.

9) For more information on the applied norms-based exclusions please refer to: [www.svk-asir.ch](http://www.svk-asir.ch) © In the absence of suitable and/or liquid equity index futures on ESG indices, the Sub-Fund / Fund may use equity index futures, which refer to traditional indices (non-ESG) in order to reduce various risks, for efficient portfolio management and as a way to gain or reduce market exposure.

10) For further information on the methodology applied to assess the ESG characteristics of the investments, please refer to [www.msci.com/our-solutions/esg-investing/](http://www.msci.com/our-solutions/esg-investing/)

11) The Overall ESG Quality Score does not correspond directly to the presented underlying Environment, Social and Governance Pillar scores. The Pillar scores are derived on an absolute basis, while the Overall ESG Quality Score is adjusted to reflect the industry-specific level of sustainability risk exposure. Since Pillar scores are absolute, and Overall scores are relative, the first cannot be averaged to derive the latter. ESG Themes represent a break-down of individual E, S and G scores. All scores and its' components are rated on a scale of 0-10 (provided by MSCI), where 0 is very poor and 10 is very good.

12) ESG Controversies Flag is designed to provide timely and consistent assessments of ESG controversies involving publicly traded companies and fixed income issuers. A controversy case is typically a one-off event such as an environmental oil spill, an accident, or allegations such as safety issues in a production facility. The colour indicator, which spans from red to green, indicates the most severe involvement (red) to the least involved (green) in any controversies. The grey colour indicates where data is unavailable.

13) ESG Ratings represents the ESG Rating breakdown in percentage in an absolute view or relative to a benchmark.

14) Low Carbon Transition Score is based on a multi-dimensional risks and opportunities assessment and considers both predominant and secondary risks a company faces. The scale ranges from 0-10 (with 10 representing a potential leader) and is industry agnostic and represents an absolute assessment of a company's position vis-à-vis the transition. On a portfolio level, individual scores are aggregated and compared to the benchmark (if existent).

15) Carbon Intensities compares the weighted average emissions intensity per million \$ sales (broken down by GICS sector) between the portfolio and the benchmark. It also displays active GICS sector weights.

## Potential risks

The Fund's risk and reward profile does not reflect the risk inherent in future circumstances that differ from what the Fund has experienced in the recent past. This includes the following events which are rare but can have a large impact.

- Credit risk: Issuers of assets held by the Fund may not pay income or repay capital when due. The Fund's investments generally have low credit risk.
- Liquidity risk: Assets cannot necessarily be sold at limited cost in an adequately short timeframe. However, this Fund's investments should generally have good liquidity.
- Counterparty risk: Bankruptcy or insolvency of the Fund's derivative counterparties may lead to payment or delivery default.
- Event risk: In the case a trigger event occurs contingent capital is converted into equity or written down and thus may lose substantially in value.
- Operational risk: Deficient processes, technical failures or catastrophic events may cause losses.
- Political and Legal risks: Investments are exposed to changes of rules and standards applied by a specific country. This includes restrictions on currency convertibility, the imposing of taxes or controls on transactions, the limitations of property rights or other legal risks. Investments in less developed financial markets may expose the Fund to increased operational, legal and political risk.
- Sustainability risks: Sustainability risks are environmental, social or governance events or conditions that can have a material negative effect on the return, depending on the relevant sector, industry and company exposure.

The product's investment objectives, risks, charges and expenses, as well as more complete information about the product, are provided in the prospectus (or relevant offering document), which should be read carefully before investing.

Data sources as of September 30, 2021: Credit Suisse, otherwise specified.

This material constitutes marketing material of Credit Suisse Group AG and/or its affiliates (hereafter "CS"). This material does not constitute or form part of an offer or invitation to issue or sell, or of a solicitation of an offer to subscribe or buy, any securities or other financial instruments, or enter into any other financial transaction, nor does it constitute an inducement or incitement to participate in any product, offering or investment. Nothing in this material constitutes investment research or investment advice and may not be relied upon. It is not tailored to your individual circumstances, or otherwise constitutes a personal recommendation. The information and views expressed herein are those of CS at the time of writing and are subject to change at any time without notice. They are derived from sources believed to be reliable. CS provides no guarantee with regard to the content and completeness of the information and where legally possible does not accept any liability for losses that might arise from making use of the information. If nothing is indicated to the contrary, all figures are unaudited. The information provided herein is for the exclusive use of the recipient. The information provided in this material may change after the date of this material without notice and CS has no obligation to update the information. This material may contain information that is licensed and/or protected under intellectual property rights of the licensors and property right holders. Nothing in this material shall be construed to impose any liability on the licensors or property right holders. Unauthorised copying of the information of the licensors or property right holders is strictly prohibited. The full offering documentation including, the prospectus or offering memorandum, the key investor information document (KIID), the basic information document (Basisinformationsblatt) for Swiss products, the fund rules, as well as the annual and bi-annual reports ("Full offering documentation"), as the case may be, may be obtained free of charge in the languages listed below from the legal entity/entities indicated below or where available via FundSearch (am-credit-suisse/fundsearch). Information on your local distributors, representatives, information agent, paying agent, if any, and your local contacts in respect of the investment product(s) can be found below. The only legally binding terms of any investment product described in this material, including risk considerations, objectives, charges and expenses are set forth in the prospectus, offering memorandum, subscription documents, fund contract and/or any other fund governing documents. For a full description of the features of the products mentioned in this material as well as a full description of the opportunities, risks, and costs associated with the respective products, please refer to the relevant underlying securities prospectuses, sales prospectuses, or other additional product documents, which we will be pleased to provide to you at any time upon request. Some of the product(s) included in this material may not be registered and/or available for purchase in your country of domicile. If in doubt whether the product(s) is/are registered for distribution in your country, please consult your relationship manager or locally registered distributor. If investment products have not been registered with, or authorized by a supervisory authority, certain investor protections provided under supervisory laws and regulations may not be provided. This material may not be forwarded or distributed to any other person and may not be reproduced. Any forwarding, distribution or reproduction is unauthorized and may result in a violation of the U.S. Securities Act of 1933, as amended (the "Securities Act"). The securities referred to herein have not been, and will not be, registered under the Securities Act, or the securities laws of any states of the United States and, subject to certain exceptions, the securities may not be offered, pledged, sold or otherwise transferred within the United States or to, or for the benefit or account of, U.S. persons.

In addition, there may be conflicts of interest with regard to the investment. In connection with the provision of services, Credit Suisse AG and/or its affiliates may pay third parties or receive from third parties, as part of their fee or otherwise, a one-time or recurring fee (e.g., issuing commissions, placement commissions or trailer fees). Prospective investors should independently and carefully assess (with their tax, legal and financial advisers) the specific risks described in available materials, and applicable legal, regulatory, credit, tax and accounting consequences prior to making any investment decision. The alternative investment fund manager or the management company, as applicable, may decide to terminate local arrangements for the marketing of the shares/units of a fund, including terminating registrations or notifications with the local supervisory authority. A summary of investor rights for investing in Luxembourg can be obtained via [www.cssf.lu/en/consumer/](http://www.cssf.lu/en/consumer/), local laws relating to investor rights may apply.

Copyright © 2021 Credit Suisse Group AG and/or its affiliates. All rights reserved.

**Spain : Distributor - if this material is distributed by:** Credit Suisse AG, Sucursal en España\*, Calle Ayala 42, 28001 Madrid, España

**Regulator / Supervisor legal entity:** Comisión Nacional del Mercado de Valores ("CNMV"), Edison, 4, 28006 Madrid, Spain, Tel: 34 91 585 15 00, Website: <https://www.cnmv.es/>

\*Legal entity, from which the full offering documentation, the key investor information document (KIID), the fund rules, as well as the annual and bi-annual reports, if any, may be obtained free of charge.