



La Française Protectaux R

Registered in: FR ES IT

KEY FIGURES

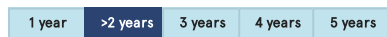
NAV : 564.43€

Fund size : €32.38M

SYNTHETIC RISK INDICATOR



INVESTMENT HORIZON



CHARACTERISTICS

Legal form : UCITS fund

AMF Classification : Bonds and other debt securities in Euros

Inception date : 03/05/2011

Benchmark : Solactive bund daily inverse index since 02/14/2020

Benchmark change : until 08/31/18 : Short JPM German Bund Index then from 09/12/2018 : Lyxor Bund Daily (-1x) Inverse UCITS ETF until 02/13/2020

Allocation of distributable amounts : Capitalization

Currency : EUR

Valuation frequency : Daily

Clients : All subscribers

Main associated risks : counterparty, credit, derivatives, investment funds, management, liquidity, market, operational, loss in capital, interest rate

COMMERCIAL INFORMATION

ISIN code : FR0010996736

Bloomberg Ticker : LFPPROR FP Equity

Cut-off time : D before 11:00 am CET

Settlement : D+2 business days

Eligibility for PEA : No

Max. subscription fees : 2%

Management fees and other administrative and operating expenses : 0.98% (31/12/2023)

Transaction costs : 0.16% (31/12/2023)

Custodian : BNP Paribas SA

Administrator : BNP Paribas SA

Management company : La Française Asset Management

Portfolio Manager(s) : Fabien DE LA GASTINE

The benchmark is effective from 11/26/2020. It is to be considered for information between 02/14/2020 and 11/26/2020.

INVESTMENT STRATEGY

The fund aims to achieve a return (net of fees) superior to that of its benchmark index, the Solactive Bund Daily (-1x) Inverse Index, over the recommended investment period of two years. In other words, the objective of the La Française Protectaux fund is to achieve positive performance against a backdrop of rising eurozone 10-year interest rates, with a recommended investment period of two years.

NET PERFORMANCES

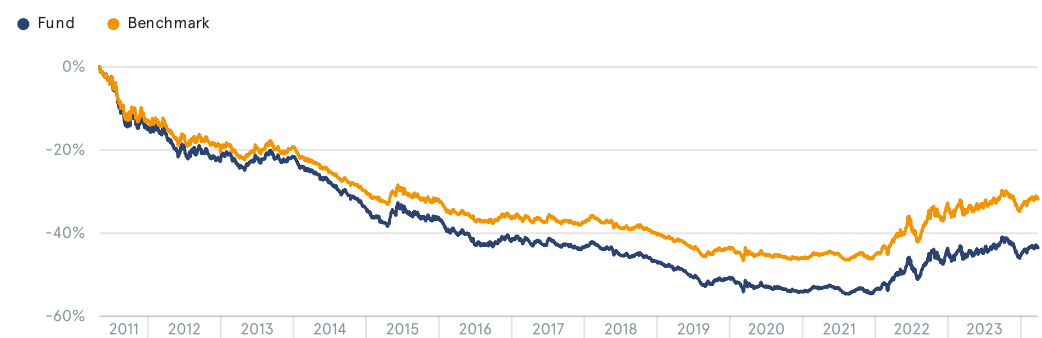
The figures quoted relate to previous years. Past performance is not a reliable indication of future performance. This performance does not take into account the fees and costs for the issue and redemption of units.

Cumulative	1 month	3 months	YTD	1 year	3 years	5 years	Inception
Fund	-0.73%	3.36%	3.36%	2.98%	20.32%	10.29%	-43.56%
Benchmark	-0.54%	3.52%	3.52%	4.14%	24.08%	17.66%	-31.80%
Annualized					3 years	5 years	Inception
Fund					6.37%	1.98%	-4.33%
Benchmark					7.47%	3.30%	-2.92%

HISTORICAL MONTHLY NET PERFORMANCES

		Jan.	Feb.	Mar.	Apr.	May	June	July	Aug.	Sept.	Oct.	Nov.	Dec.	Year
2024	Fund	1.42%	2.65%	-0.73%										3.36%
	Benchmark	1.31%	2.73%	-0.54%										3.52%
2023	Fund	-3.08%	3.27%	-2.94%	0.35%	-0.15%	1.06%	1.07%	0.17%	3.81%	0.09%	-2.89%	-3.68%	-3.22%
	Benchmark	-2.76%	3.02%	-2.88%	0.39%	-0.14%	1.40%	0.79%	0.14%	3.37%	0.02%	-2.19%	-3.03%	-2.12%
2022	Fund	1.15%	1.15%	3.06%	3.34%	1.55%	1.90%	-6.03%	6.30%	4.75%	0.01%	-2.40%	5.71%	21.73%
	Benchmark	1.28%	1.16%	3.26%	3.19%	1.21%	1.84%	-5.79%	6.43%	5.02%	-0.05%	-1.72%	5.50%	22.82%
2021	Fund	0.32%	2.33%	-0.53%	0.66%	-0.13%	-0.83%	-2.58%	0.55%	1.60%	0.57%	-2.50%	1.58%	0.89%
	Benchmark	0.17%	2.18%	-0.51%	0.71%	-0.01%	-0.70%	-2.29%	0.59%	1.55%	0.96%	-2.54%	1.53%	1.53%
2020	Fund	-3.04%	-1.77%	0.83%	-1.59%	1.28%	-0.57%	-0.86%	1.20%	-1.36%	-1.19%	0.16%	-0.26%	-7.03%
	Benchmark	-2.67%	-1.27%	1.07%	-1.17%	1.09%	-0.61%	-0.63%	1.06%	-1.08%	-0.97%	0.46%	-0.10%	-4.77%

EVOLUTION OF PERFORMANCE SINCE INCEPTION



PERFORMANCE INDICATORS

Weekly frequency	1 year	3 years	5 years	Over 5 years
Fund volatility	8.09%	9.18%	7.90%	Max. run-up 30.39% (05/08/2021 -> 03/10/2023)
Sharpe ratio	-0.05	0.58	0.18	Max. Drawdown -12.68% (17/04/2019 -> 05/08/2021)
				Recovery 302 days (the 03/06/2022)

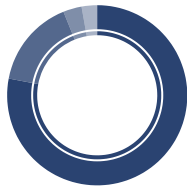
Document for the use of both non-professional and professional investors - Please read the disclaimer on the last page - Non contractual document. Before subscribing, please refer to the fund prospectus available on the internet : www.la-francaise.com.
Data : La Française Asset Management, Bloomberg



La Française Protectaux R

ASSET TYPE

In % of AUM



Money market instruments	77.98%
Fixed rate bonds	15.91%
Cash	3.32%
Money market funds	2.80%

MATURITY RANGE

Contribution to modified duration

0-1 year	0.17
7-10 years	-6.58
>15 years	-2.94

FUND MODIFIED DURATION (-9.35)



RISK INDICATORS

Modified duration	-9.35
Yield to maturity	3.69%
Weighted average life (years)	0.21
Average issuer rating	AA

TOP PORTFOLIO HOLDINGS

Excluding cash

Bonds	Country	Bonds sectors	Issuer rating	Weight
Btf 0,00 % 02/05/2024	France	Govies	AA	27.10%
Btf 0,00 % 10/04/2024	France	Govies	AA	24.08%
Etat Français 0,00 % 15/05/2024	France	Govies	AA	15.99%
Etat Français 0,00 % 25/02/2025	France	Govies	AA	12.88%
Btf 0,00 % 04/04/2024	France	Govies	AA	10.81%
Etat Français 0,00 % 25/10/2024	France	Govies	AA	3.03%
Number of holdings: 6				Top 10 holdings weight: 93.88%



DISCLAIMER

The information contained in this document does not under any circumstances constitute an offer or invitation to invest, nor does it constitute investment advice or a recommendation concerning specific investments. The data provided do not have any contractual value and are subject to change.

This is an advertising document. The country of origin of the fund is France.

Information on the fund, including performance calculations and other data, is provided by the management company as of the date of the document.

Depending on the strategy of the fund, "internal" data may differ from the data in the prospectus. The internal data is not binding on the Management Company, which remains free to change it without notice within the limits of the prospectus which alone is binding. According to the Management Company, the phrase "internal data" refers to a set of elements such as: internal management limits, economic analyses, comments from managers. This list is not exhaustive.

Morningstar and/or Lipper ratings are copyrighted. All rights reserved. The information presented: (1) belongs to Morningstar and/or Lipper and/or suppliers of information (2) may not be reproduced or redistributed (3) is presented without any guarantee of accuracy, exhaustiveness or topicality.

Please note that past performance is no guarantee of future results and that the level of performance is not constant over time. In view of the economic and financial risks, no assurance can be given that the fund presented will achieve its objective.

Commercial and regulatory documentation (including the prospectus for each fund) is available, in English, on the La Française Group website (www.la-francaise.com) and/or on request from your usual financial contact.

Document published by La Française AM Finance Services, 128, boulevard Raspail, 75006 Paris, France, a company regulated by the "Autorité de Contrôle Prudentiel" (www.acp.banque-france.fr), under the reference 18673 X.

This document is confidential, strictly for private use and intended solely to provide information to the person to whom it was given by the La Française Group. No information contained in this presentation may be disseminated in any form whatsoever without the prior written consent of La Française Group. The names, logos or slogans identifying the products or services of La Française Group are the exclusive property of the latter and may not be used in any way whatsoever without its prior written consent.

Important information for investors in Germany

Information Agent and Paying Agent: BNP PARIBAS Securities Services S.A. – Frankfurt am Main branch, Europa-Allee 12, 60327 Frankfurt am Main

Important information for investors in Spain

Local representative: Allfunds Bank SA Calle Estafeta 6 – Complejo Plaza de la Fuente, Edificio 3, La Moraleja, Spain

Important information for investors in Italy

Local distributor: BNP PARIBAS Securities Services, Via Ansperto no. 5 20123 Milan, Italy

Important Information for investors in the United Kingdom

Information Agent and Paying Agent: BNP Paribas Securities Services London, 5 Moorgate, London EC2R 6PA United Kingdom

Important information for investors in Switzerland

Local Representative: ACOLIN Fund Services AG, Leutschenbachstrasse 50, CH-8050 Zurich and Local Paying Agent: NPB Neue Privat Bank AG, Limmatquai 1/am Bellevue, P.O.Box, CH-8024 Zurich. The prospectus, basic information sheets, regulations, annual and semi-annual reports may be obtained free of charge from the representative. Performance data do not take into account commissions and fees charged on the issue and redemption of units.

Important information for investors in Singapore

The fund is not authorised under Section 286 of the Securities and Futures Act (Cap. 289) ("SFA") or recognised under Section 287 of the SFA, and the Fund is not permitted to be offered to the public. This material and any other document issued in connection with the offering or sale of Units is not a prospectus as defined in the SFA and will not be filed or registered as a prospectus with the Monetary Authority of Singapore. Legal liability under the SFA for the content of prospectuses does not apply. No offer or invitation to subscribe or purchase units may be made, nor may any document or other material (including, but not limited to, such material) relating to the Fund may be disseminated or distributed – directly or indirectly – to any person in Singapore other than an institutional investor (as defined in Section 4A of the SFA) in accordance with Section 304 of the SFA. When an offer is made to institutional investors in accordance with Article 304 of the SFA, certain restrictions may apply to the shares acquired under such an offer.

Manager: Current management team, subject to change with time.

DEFINITIONS

The synthetic risk indicator makes it possible to assess the level of risk of this product compared to others. It indicates the likelihood of this product incurring losses in the event of market developments or our inability to pay you.

Volatility is a measure for the strength of fluctuation in the performance of the fund during a certain period. The higher it is the more volatile and therefore risky a fund is.

The Sharpe Ratio measures the average return earned in excess in dependency of the risk relative to a benchmark (risk-free rate). For the assessment of this key figure, the attainable riskfree yield is subtracted from the yield actually earned. The result is divided by the risk that has been taken by the fund. A Sharpe Ratio > 1 indicates that an excess yield compared to the riskfree money market investment has been earned. At the same time, it shows the ratio of this excess yield to the risk taken. In reverse, a negative Sharpe Ratio (<0) illustrates that the money market interest rate has not been outperformed.

Max.Drawdown: Historical maximum loss that would have been incurred by an investor who invested at the highest and exited at the lowest

The recovery is the time needed to recover the maximum loss (max drawdown).

Modified duration: makes it possible to measure the percentage change, upward or downward, of the price of a bond or of the net asset value of a bond UCITS, induced by a 1% fluctuation of market interest rates.