

Fund Fact Sheet

29 December 2017

GBP Class I Dist (E)
ISIN: IE00B4XZ9Q84



NAV per Share

GBP Class I Dist (E) 4.94p

Fund Particulars

Fund Size	£1,028.3 million
Base Currency	GBP
Denominations	GBP / US\$ / EUR
Fund Structure	Open-ended
Domicile	Dublin, Ireland
Listing	Irish Stock Exchange
Launch Date ¹	16 October 1998
Management	Polar Capital LLP

Historic Yield (%)² 1.70

Fund Managers



Nick Martin

Fund Manager

Nick joined the team in 2001 and manages the Fund. He joined Polar Capital in 2010 and has 19 years of industry experience.



Alec Foster

Partner

Alec became an adviser to the Fund in January 2016. Previously he was Fund Manager from its launch in October 1998 and Co-Manager with Nick since 2008. He joined Polar Capital in 2010 and has 50 years of insurance industry experience.

Fund Profile

Investment Objective

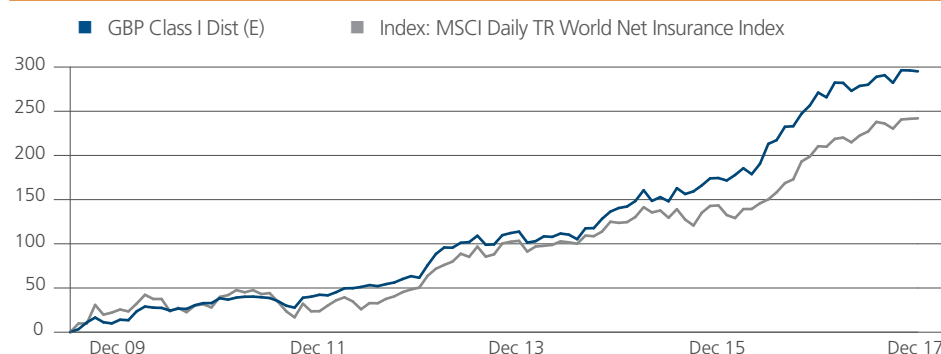
The Fund aims to provide an attractive total return, irrespective of broader economic and financial market conditions, by investing in companies operating within the international insurance sector.

Key Facts

- Managed by industry professionals
- Low correlation to broader equity markets
- 15+ year track record (since launch)
- Typically own 30-35 holdings with low turnover
- No benchmark or tracking error constraints
- Fundamentally-driven analysis and stock selection

Share Class Performance

Performance Since Launch (%)¹



	1 month	3 month	YTD	1 year	3 years	5 years	10 years	Since Launch Ann.	Cum.
GBP Class I Dist (E)	-0.27	3.39	6.48	6.48	64.30	144.53	-	17.67	295.13
Index	0.15	3.51	10.55	10.55	53.40	128.16	-	15.72	243.20

Discrete Annual Performance (%)

12 months to	29.12.17	30.12.16	31.12.15	31.12.14	31.12.13
GBP Class I Dist (E)	6.48	35.23	14.11	12.47	32.33
Index	10.55	27.54	8.80	10.01	35.20

Source: Northern Trust International Fund Administration Services (Ireland) Ltd, monthly percentage growth, GBP and has been calculated to account for the deduction of fees, **with reinvestment of all principal, dividends, interest and profits**. Fund performance does not take account of any commissions or costs incurred by investors when subscribing for or redeeming shares. The GBP Class I Dist (E) was launched on 21 July 2009. The index performance figures are sourced from Bloomberg and are in GBP terms. These figures refer to the past. Investments in funds are subject to risk. **Past performance is not a reliable indicator of future returns.** The money invested in a fund can increase and decrease in value and past performance is not a reliable indicator that you will get back the full amount invested. The performance calculation is based on GBP. If the currency in which the past performance is displayed differs from the currency of the country in which you reside, then you should be aware that due to exchange rate fluctuations the performance shown may increase or decrease if converted into your local currency. Please see the Important Information on the last page of this document for further information on the risks to your investment.

1. The Polar Capital Global Insurance Fund was launched on 27 May 2011 (the Hiscox Insurance Portfolio Fund, launched 16 October 1998, was merged into the Polar Capital Global Insurance Fund on the date). Performance data prior to 27 May 2011 relates to the Hiscox Insurance Portfolio Fund. Whilst the investment management team and strategy are identical between the Hiscox Insurance Portfolio Fund and the Polar Capital Global Insurance Fund, please note not all terms are consistent, including fees. Please refer to the Fund Prospectus for details of the Polar Capital Global Insurance Fund. Past performance is not indicative or a guarantee of future returns. Prior to the amalgamation of both funds, the benchmark was the Datastream World Insurance Index (£). The benchmark was changed at the launch of the Polar Capital Global Insurance Fund to the MSCI Daily TR World Net Insurance Index as it is the benchmark upon which performance fees are calculated.

2. Historic yield is based on a NAV per share of 4.94p and income of 0.0840p per unit paid in the last 12 months, based on GBP Institutional distribution units. **WARNING: Investors should note that historic yield does not measure the overall performance of a fund. It is possible for a fund to lose money overall but to have a positive historic yield. Historic yield cannot be considered as being similar to the interest rate an investor would earn on a savings account.**

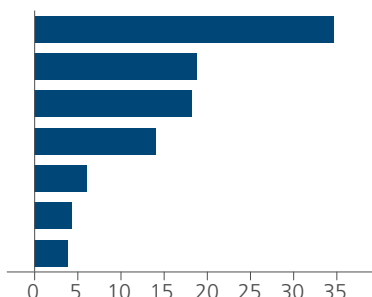
Polar Capital Funds plc - Global Insurance Fund

Portfolio Exposure

As at 29 December 2017

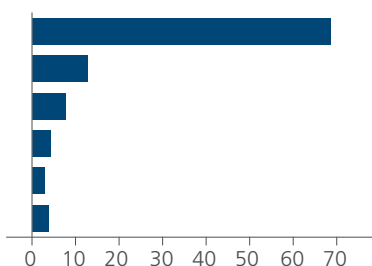
Sector Exposure (%)

Commercial	34.6
Retail	18.8
Reinsurance	18.2
Insurance Brokers	14.1
Life and Health	6.0
Multi-line Insurance	4.4
Cash	3.8



Geographic Exposure (%)

US Listed	68.7
UK	12.8
Canada	7.7
Europe	4.2
Asia	2.8
Cash	3.8



Top 10 Positions (%)

Chubb	6.5
Marsh & McLennan	6.3
Arch Capital	6.1
Markel	4.7
Alleghany	4.6
WR Berkley	4.5
Berkshire Hathaway	4.3
Fairfax Financial Holdings	4.3
Jardine Lloyd Thompson	4.0
Validus Holdings	4.0

Total **49.3**

Total Number of Positions **33**

Active Share **74.96%**

Market Capitalisation Exposure (%)

Large Cap (>US\$5 billion)	74.8
Mid Cap (US\$1 billion - US\$5 billion)	22.1
Small Cap (<US\$1 billion)	3.1

Share Class Information

Codes & Fees

Share Class	Bloomberg	ISIN	SEDOL	OCF	Annual Fee
US\$ Class R Acc	PCFIRUA ID	IE00B5164B09	B5164B0	1.39%	1.25%
US\$ Class R Dist	PCFIRUD ID	IE00B4X9QT28	B4X9QT2	1.39%	1.25%
GBP Class R Acc	PCFIRGA ID	IE00B4X2MP98	B4X2MP9	1.39%	1.25%
GBP Class R Dist	PCFIRGD ID	IE00B51X0H96	B51X0H9	1.39%	1.25%
EUR Class R Acc	PCFIREA ID	IE00B52VLZ70	B52VLZ7	1.39%	1.25%
EUR Class R Dist	PCFIRED ID	IE00B547TM68	B547TM6	1.39%	1.25%
US\$ Class I Acc	PCFIUA ID	IE00B4Y53217	B4Y5321	0.89%	0.75%
US\$ Class I Dist	PCFIUD ID	IE00B503VV16	B503VV1	0.89%	0.75%
GBP Class I Acc	PCFIIGA ID	IE00B5339C57	B5339C5	0.89%	0.75%
GBP Class I Dist	PCFIIGD ID	IE00B530JS22	B530JS2	0.89%	0.75%
EUR Class I Acc	PCFIIEA ID	IE00B55MWC15	B55MWC1	0.89%	0.75%
EUR Class I Dist	PCFIIED ID	IE00B4V4LB63	B4V4LB6	0.89%	0.75%
US\$ Class I Acc Hedged	PCGIHU ID	IE00BD3BW042	BD3BW04	0.89%	0.75%
EUR Class I Acc Hedged	PCGIHE ID	IE00BD3BW158	BD3BW15	0.89%	0.75%
GBP Class RA Dist*	SNGIHPID ID	IE00B5NH4W20	B5NH4W2	1.39%	1.25%
GBP Class RB Acc*	SNGIHPA ID	IE00B63V4760	B63V476	1.39%	1.25%
GBP Class I Dist (E)*	HISIPED ID	IE00B4XZ9Q84	B4XZ9Q8	0.89%	0.75%
GBP Class I Acc (F)*	HISIPFA ID	IE00B61MW553	B61MW55	0.89%	0.75%

Minimum Investment: Class I Shares; US\$1 million (or its foreign currency equivalent).
Class R Shares; No minimum subscription. *These share classes are closed to new investors.
Performance Fee 10.00% of outperformance of MSCI Daily TR World Net Insurance Index.
Ongoing Charges Figure (OCF) is correct as per the date of this factsheet.

Administrator Details

Northern Trust International Fund
Administration Services (Ireland) Ltd

Telephone +353 1 434 5007

Fax +353 1 542 2889

Dealing Daily

Cut-off 17:00 Dublin time

Note: Totals may not sum due to rounding. It should not be assumed that recommendations made in future will be profitable or will equal performance of the securities in this document. A list of all recommendations made within the immediately preceding 12 months is available upon request.

Fund Managers Comments

As at 29 December 2017

In December the GBP Retail Accumulation units of the Fund were -0.3% versus the MSCI World Insurance Index (Net Total Return £) benchmark's return of +0.1%, for the FTSE All-Share Index +4.8% (Total Return £), the S&P 500 Index +1.0% (Total Return £) and for the MSCI World Index +1.2% (Total Return £).

The GBP Retail Accumulation units of the Fund were up +6.0% in 2017 versus the MSCI World Insurance Index (Net Total Return £) benchmark's return of +10.6%, the FTSE All-Share Index +13.1% (Total Return £), the S&P 500 Index +11.2% (Total Return £) and the MSCI World Index +11.7% (Total Return £). As was the case in 2016 the movement in the Sterling Dollar exchange rate had a material impact on performance. Excluding a £/US\$ drag of c.7% (versus a 12% benefit in the prior year) the Fund rose c.13% in 2017 which is a very pleasing performance in a year that is set to rival 2005 and 2011 for record catastrophe activity. We estimate 10% of our return to have come from book value/earnings growth (in the middle of our 9-11% expectation for 2017) and the balance from modest price-to-book value expansion.

As expected reinsurance pricing improved on 1 January, a key renewal date where two thirds of reinsurance business is placed. The rise, the first since 2012, follows the significant catastrophe losses in 2017, which Willis Re estimate at c.US\$136bn, one of the highest years on record. US hurricane losses in the third-quarter of 2017 (Harvey, Irma and Maria) were then followed by large losses from the California wildfires late in the year. We have spoken to a variety of industry participants in the last few days about the renewal to take the temperature of the market. The broad view is that the reinsurance market has passed an inflection point and pricing is hardening. However, rate rises were described as more orderly than the pricing spike that some reinsurers were seeking. Two contributing factors to the slightly more modest increases were (1) the 2017 cat losses were relatively well spread out by event (rather than caused by a single huge catastrophe) and (2) the continued interest in cat risk from non-traditional market participants such as hedge funds, pension schemes and other institutions which access the market from ILS (Insurance Linked Securities) funds. Our sense is that loss affected US property catastrophe accounts typically rose +10-25% whereas non-loss affected US risks as well as European and other international catastrophe placements rose +0-5%. Overall JLT Re suggested reinsurance pricing overall was up 5%, a meaningfully better outcome than many expectations prior to the second-half losses.

The most significant rate increases were seen in the retrocession market. Retro refers to catastrophe reinsurance bought by reinsurers and is typically provided by ILS Funds. On average retro pricing rose c.20% but in some cases it was up materially more than this. As a consequence we have increased our retro exposure from c.0.7% of the Fund before the third-quarter 2017 cat losses to c.2% in order to take advantage of this better pricing. This was done through the addition to the Fund of two new retro vehicles. These vehicles are managed by two of our long-term portfolio companies where we have known the management teams for many years. The vehicles are not available to most investors. As a result our overall catastrophe exposure has moved towards 6-7% compared with the c.5% historic low we have maintained during the last four years. We expect the improvement in catastrophe pricing at 1 January to build momentum as 2018 progresses with more significant rate hardening expected ahead of the Atlantic hurricane season in June. However, catastrophe pricing in aggregate remains some way below the levels of five years ago and we would need to see materially better prospective margins for cat risk before we would consider returning our weighting towards our maximum c.10% holding.

It is also important to remember that the 1 January renewals are much broader than just catastrophe reinsurance which tends to get most of the headlines. Catastrophe reinsurance globally is c.US\$22bn and represents c.10% of the overall reinsurance market and only c.1% of the global non-life market. Industry commentators and sell side analysts often get fixated on catastrophe rate changes but this only tells a small part of the story. Some of our more nuanced observations include clear indications that casualty reinsurance saw a better than expected renewal with reinsurers securing higher pricing as well as improved terms and conditions. In specialty, US property insurance rates are obtaining 10-25% rate increases with Caribbean exposed risks achieving significantly more. The renewal also saw primary lines such as aviation and energy experiencing rising prices for the first time in many years. In summary, pricing adequacy in 2018 is better than a year ago and is likely to improve further as the year progresses.

Last month the US Tax Cuts and Jobs Act was passed with the headline US corporate tax rate falling from 35% to 21%. This benefits all US based businesses which represents the majority of our portfolio. All else being equal, many of our companies will see double-digit increases in EPS including ten top holdings; Berkshire Hathaway, W.R. Berkley, Alleghany and Markel. At the margin a handful of our multinational companies with US operations will need to move more of their capital onshore to the US (and away from markets such as Bermuda). We have spoken to the companies affected and management teams expect an immaterial impact on profitability. However, the stock market has recently been discounting a significantly worse outcome for Bermudan domiciled companies such as Arch Capital, Validus and RenaissanceRe. We believe concerns are overdone and these companies are well positioned to take advantage of the improving (re)insurance market and we have added to these holdings accordingly.

This year in October the Fund will celebrate its 20th anniversary. It has compounded returns at +10% per annum since inception outperforming the MSCI World Index by over 3% a year. In a world of accelerating change and volatility the demand for insurance and the value it provides remain undiminished. With pricing improving in many parts of the (re)insurance market and valuations remaining undemanding in what is arguably an overheating stock market, we believe the Fund is poised for another good year. The team have added to their personal holdings in the Fund in early January.

Nick Martin

4 January 2018



Source & Copyright: CITYWIRE. Nick Martin has been awarded an A rating by Citywire for his 3 year risk-adjusted performance for the period 31/12/2014 - 29/12/2017.

FE Crown Fund Ratings do not constitute investment advice offered by FE and should not be used as the sole basis for making any investment decision. All rights reserved.

It should not be assumed that recommendations made in future will be profitable or will equal performance of the securities in this document. A list of all recommendations made within the immediately preceding 12 months is available upon request.

Polar Capital Funds plc - Global Insurance Fund

Important Information

Important Information: This document is provided for the sole use of the intended recipient and is not a financial promotion. Global Insurance Fund (the "Fund") is a sub-fund of Polar Capital Funds plc - which is authorised by the Central Bank of Ireland as an Undertaking for Collective Investment in Transferable Securities under the European Communities (Undertakings for Collective Investment in Transferable Securities) Regulations 2011 (S.I. 352/2011), as amended. This document has been prepared by Polar Capital LLP for informational purposes only for the sole use of the intended recipient. It does not seek to make any recommendation to buy or sell any particular security (including shares in the Fund) or to adopt any specific investment strategy. This document does not contain information material to an investor's decision to invest in the Fund. Shares in the Fund are offered only on the basis of information contained in the prospectus, key investor information document ("KIID"), and the latest annual audited accounts. Copies are available free of charge from Polar Capital LLP at the below address or on www.polarcapital.co.uk. The KIID is available in Danish, Dutch, English, French, German, Italian, Norwegian, Spanish and Swedish. The prospectus is available in English.

Regulatory Status: Polar Capital LLP is a limited liability partnership (OC314700), authorised and regulated by the UK Financial Conduct Authority and is registered as an investment adviser with the US Securities & Exchange Commission. A list of members is open to inspection at 16 Palace Street, London, SW1E 5JD. FCA authorised and regulated Investment Managers are expected to write to investors in funds they manage with details of any side letters they have entered into. The FCA considers a side letter to be an arrangement known to the investment manager which can reasonably be expected to provide one investor with more materially favourable rights, than those afforded to other investors. These rights may, for example, include enhanced redemption rights, capacity commitments or the provision of portfolio transparency information which are not generally available. The Fund and the Investment Manager are not aware of, or party to, any such arrangement whereby an investor has any preferential redemption rights. However, in exceptional circumstances, such as where an investor seeds a new fund or expresses a wish to invest in the Fund over time, certain investors have been or may be provided with portfolio transparency information and/or capacity commitments which are not generally available. Investors who have any questions concerning side letters or related arrangements should contact the Polar Capital Desk at the Administrator on (+353) 1 434 5007. The Fund is prepared to instruct the custodian of the Fund, upon request, to make available to investors portfolio custody position balance reports monthly in arrears.

Third-party Data: Some information contained herein has been obtained from third party sources and has not been independently verified by Polar Capital. Neither Polar Capital nor any other party involved in or related to compiling, computing or creating the data makes any express or implied warranties or representations with respect to such data (or the results to be obtained by the use thereof), and all such parties hereby expressly disclaim all warranties of originality, accuracy, completeness, merchantability or fitness for a particular purpose with respect to any data contained herein.

Holdings: Portfolio data is "as at" the date indicated and should not be relied upon as a complete or current listing of the holdings (or top holdings) of the fund. The holdings may represent only a small percentage of the aggregate portfolio holdings, are subject to change without notice, and may not represent current or future portfolio composition. Information on particular holdings may be withheld if it is in the fund's best interest to do so. A historic complete list of the portfolio holdings may be made available upon request. It should not be assumed that recommendations made in future will be profitable or will equal performance of the securities in this document. A list of all recommendations made within the immediately preceding 12 months is available upon request. This document is designed to provide updated information to professional investors to enable them to monitor the Fund. No other persons should rely upon it. The information provided in this document should not be considered a recommendation to purchase or sell any particular security.

Information Subject to Change: The information contained herein is subject to change, without notice, at the discretion of Polar Capital and Polar Capital does not undertake to revise or update this information in any way.

Forecasts: References to future returns are not promises or estimates of actual returns Polar Capital may achieve, and should not be relied upon. The forecasts contained herein are for illustrative purposes only and are not to be relied upon as advice or interpreted as a recommendation. Forecasts are based upon subjective estimates and assumptions about circumstances and events that may not yet have taken place and may never do so.

Statements/Opinions/Views: All opinions and estimates constitute the best judgement of Polar Capital as of the date hereof, but are subject to change without notice, and do not necessarily represent the views of Polar Capital. This material does not constitute legal or accounting advice; readers should contact their legal and accounting professionals for such information. All sources are Polar Capital unless otherwise stated.

Benchmark: The following benchmark index is used: MSCI Daily TR World Net Insurance Index. This benchmark is generally considered to be representative of the World Insurance Universe. This benchmark is a broad-based index which is used for comparative/illustrative purposes only and has been selected as it is well known and is easily recognizable by investors. Please refer to www.msclbarr.com for further information on this index. Comparisons to benchmarks have limitations as benchmarks' volatility and other material factors may differ from the Fund. Security holdings, industry weightings and asset allocation made for the Fund may differ significantly from the benchmark. Accordingly, investment results and volatility of the Fund may differ from those of the benchmark. The index noted in this document is unmanaged, unavailable for direct investment, and is not subject to management fees, transaction costs or other types of expenses that the Fund may incur. The performance of the index reflects reinvestment of dividends and, where applicable, capital gain distributions. Therefore, investors should carefully consider these differences when evaluating comparative benchmark data performance. Information regarding the index is included merely to show general trends in the periods indicated and is not intended to imply that the Fund was similar to the index in composition or risk.

Performance: The performance shown has been calculated to account for the deduction of fees and expenses and includes the reinvestment of dividends and capital gain distributions. £ or GBP/US\$/JPY/EUR/CHF = Currency abbreviations of: British Pound sterling/US Dollar/Japanese Yen/Euro/Swiss Franc, respectively.

Allocations: The strategy allocation percentages set forth in this document are estimates and actual percentages may vary from time-to-time. The types of investments presented herein will not always have the same comparable risks and returns. Please see the private placement memorandum for a description of the investment allocations as well as the risks associated therewith. Please note that the Fund may elect to invest assets in different investment sectors from those depicted herein, which may entail additional and/or different risks. Performance of the Fund is dependent on the Investment Manager's ability to identify and access appropriate investments, and balance assets to maximize return to the Fund while minimizing its risk. The actual investments in the Fund may or may not be the same or in the same proportion as those shown herein.

Risk: Factors affecting fund performance may include changes in market conditions (including currency risk) and interest rates, as well as other economic, political, or financial developments. The Fund's investment policy allows for it to enter into derivatives contracts. Leverage may be generated through the use of such financial instruments and investors must be aware that the use of derivatives may expose the Fund to greater risks, including, but not limited to, unanticipated market developments and risks of illiquidity, and is not suitable for all investors. Past performance is not a guide to or indicative of future results. Future returns are not guaranteed and a loss of principal may occur. Polar Capital LLP may also receive a performance fee based on the appreciation in the NAV per share and accordingly the performance fee will increase with regard to unrealised appreciation, as well as realised gains. The performance fee may create an incentive for Polar Capital LLP to make investments for Polar Capital Funds plc which are riskier than would be the case in the absence of a fee based on the performance of Polar Capital Funds plc.

Country Specific Disclaimers: It is the responsibility of any person/s in possession of this document to inform themselves of, and to observe, all applicable laws and regulations of any relevant jurisdiction. Neither Polar Capital LLP nor Polar Capital Funds plc shall be liable for, and accept no liability for, the use or misuse of this document. If such a person considers an investment in Shares of the Fund, they should ensure that they have been properly advised about the suitability of an investment. Please be aware that not every sub-fund of Polar Capital Funds plc or share class is available in all jurisdictions.

Australia: Neither Polar Capital LLP nor Polar Capital Funds plc are registered as a foreign company in Australia. The provision of this document to any person does not constitute an offer of shares of Polar Capital Funds plc to any person or an invitation to any person to apply for shares of Polar Capital Funds plc. Any such offer or invitation will only be extended to a person in Australia if that person is a sophisticated or professional investor for the purposes of section 708 of the Corporations Act 2001 of Australia ("Corporations Act") and a 'wholesale client' for the purposes of section 761G of the Corporations Act. This document is not intended to be distributed or passed on, directly or indirectly, to any other class of persons in Australia. This document is not a disclosure document under Chapter 6D of the Corporations Act or a Product Disclosure Statement under Part 7.9 of the Corporations Act. It is not required to, and does not, contain all the information which would be required in a disclosure document or a Product Disclosure Statement. It has not been lodged with the Australian Securities and Investments Commission. Any person to whom shares of Polar Capital Funds plc are issued or sold must not, within 12 months after the issue, offer, transfer or assign those shares to investors in Australia except in circumstances where disclosure to investors is not required under the Corporations Act.

Hong Kong: The Fund is a collective investment scheme as defined in the Securities and Futures Ordinance (Cap. 571) (the "SFO") but is not authorised under Section 104 of the SFO by the Securities and Futures Commission of Hong Kong ("SFC"). This document does not constitute an offer or invitation to the public in Hong Kong to acquire interests in the Fund. In addition, this document has not been approved by the SFC nor has a copy of it been registered with the Registrar of Companies in Hong Kong, and therefore may only be issued or possessed for the purpose of issue to persons who are "professional investors" under the SFO and any rules made under that Ordinance or as otherwise permitted by the SFO.

The Netherlands: This factsheet is for professional client use only in the Netherlands and it is intended that the Fund will only be marketed to professional clients in the Netherlands. Polar Capital Funds plc is authorized to offer shares in the Global Insurance Fund to investors in the Netherlands on a cross border basis and is registered as such in the register kept by the Dutch Authority for the Financial Markets ("AFM") www.afm.nl.

Spain: The Fund is registered in Spain with the Comisión Nacional del Mercado de Valores ("CNMV") under registration number 771.

Switzerland: The principal fund documents (the prospectus, KIIDs, memorandum and articles of association, annual report and semi-annual report) of the Fund may be obtained free of charge from the Swiss Representative. In respect of the shares distributed in Switzerland, the place of performance and the place of jurisdiction is at the registered office of the Swiss Representative. The Fund is domiciled in Ireland. The Swiss representative and paying agent is BNP Paribas Securities Services, Paris, succursale de Zurich, Selnaustrasse 16, CH-8002 Zurich, Switzerland.

Austria / Denmark / Finland / Germany/ Ireland / Italy / Luxembourg / Norway / Spain / Sweden and the United Kingdom: The Fund is registered for sale to all investors in these countries. Investors should make themselves aware of the relevant financial, legal and tax implications if they choose to invest.

Belgium: The Fund, which is of unlimited duration, is registered for sale to all investors in Belgium. Investors should make themselves aware of the relevant financial, legal and tax implications if they choose to invest. Any potential complaints may be addressed to the Ombudsman in financial matters (Ombudfin) using the procedure described on the following website www.ombudfin.be. Any complaint about any aspect of the Fund may also, in the first instance, be addressed directly to Polar Capital LLP at the above mentioned address. The NAV of the Fund is published on fundinfo (www.fundinfo.com).