

Goldman Sachs Global Dynamic Bond Plus Portfolio

A sub-fund of Goldman Sachs Funds, SICAV

Overall Morningstar
Rating™
★★★★

1123
Monthly Fund
Update

Investor Profile⁽¹⁾

Investor objective

Capital appreciation and income.

Position in your overall investment portfolio*

The fund can complement your portfolio.

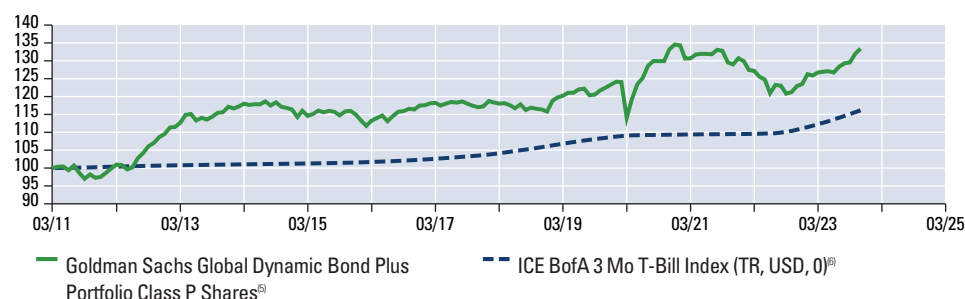
The fund is designed for:

The fund is designed for investors who are looking for a flexible global investment and sub-investment grade fixed income fund that has the ability to alter its exposure with an emphasis on interest rates, currencies and credit markets and that seeks to generate returns through different market conditions. While the fund seeks to achieve its investment objective, investors should understand that the fund's investment objective may not be realised and some or all of your investment is at risk. For further specific risks related to the fund please refer to Risk Considerations below.

Fund Data

No. of holdings	376
% in top 10	46
Historical Volatility Portfolio - 3 yr	4.29
Historical Tracking Error - 3 yr	4.09
Excess Returns - 3 yr	-1.99
R ² - 3 yr	0.16
Beta - 3 yr	2.72
Swing Pricing (%)	
Subscription (%)	0.34
Redemption (%)	0.34
Initial Sales Charge: up to (%)	5.50
Performance Fee Rate (%)	N/A
Ongoing Charges (%) ⁽²⁾	1.05
Management Fee (%)	0.80
Distribution Fee (%)	0.00
Other Expenses (%)	0.25

Performance (Indexed)



This is an actively managed fund that is not designed to track its Reference Benchmark. Therefore the performance of the fund and the performance of its Reference Benchmark may diverge. In addition stated Reference Benchmark returns do not reflect any management or other charges to the fund, whereas stated returns of the fund do. Moreover, effective July 1, 2023, Reference Benchmark returns hereby stated include a transaction cost component. **Past performance does not predict future returns. The value of investments and the income derived from investments will fluctuate and can go down as well as up. A loss of capital may occur.**

Performance (%)

	30-Nov-13 - 30-Nov-14	30-Nov-14 - 30-Nov-15	30-Nov-15 - 30-Nov-16	30-Nov-16 - 30-Nov-17	30-Nov-17 - 30-Nov-18	30-Nov-18 - 30-Nov-19	30-Nov-19 - 30-Nov-20	30-Nov-20 - 30-Nov-21	30-Nov-21 - 30-Nov-22	30-Nov-22 - 30-Nov-23
Fund (USD)	1.1	-0.7	0.3	0.6	-0.5	5.2	8.8	-3.2	-4.7	8.5
Index	0.2	0.3	0.7	1.2	2.3	2.5	0.8	0.2	1.1	4.9

Performance Summary (%)

	Since Launch	Cumulative				Annualised			
		1 Mth	3 Mths	YTD		1 Yr	3 Yrs	5 Yrs	10 Yrs
Class P Shares ⁽⁵⁾	33.41	1.08	3.14	8.02		8.54	0.05	2.77	1.44
ICE BofA 3 Mo T-Bill Index (TR, USD, 0) ⁽⁶⁾	16.15	0.45	1.36	4.53		4.91	2.04	1.88	1.41
Morningstar Global Flexible Bond - USD Hedged ⁽⁷⁾		3.40	1.83	4.94		5.25	(0.98)	2.23	2.23
Quartile Position in Sector ⁽⁸⁾		4	1	1		1	2	2	4

Calendar Year Performance (%)

	2013	2014	2015	2016	2017	2018	2019	2020	2021	2022
Class P Shares	7.0	-0.7	-1.2	2.2	-0.2	-1.2	6.5	9.1	-2.8	-5.5
ICE BofA 3 Mo T-Bill Index (TR, USD, 0)	0.3	0.2	0.3	0.8	1.3	2.4	2.4	0.7	0.2	1.5

This is a marketing communication. Please refer to the Prospectus and KIID before making any final investment decisions. Please see Additional Notes. All performance and holdings data as at 30-Nov-23.

Past performance does not predict future returns. The fund's returns may increase or decrease as a result of changes to foreign exchange rates.

* We identify two broad categories of funds to help investors think about how to construct their overall investment portfolio. We describe the following as "Core": (A) Equity funds with a global investment remit or those mainly focused on US and European markets, given the size and transparency of these markets. (B) Fixed income funds with a global investment remit or those mainly focused on US, European and UK markets and invest predominantly in investment grade debt, including government. (C) Multi asset funds with a multi asset benchmark. All other funds we describe as "Complements". Both Core and Complement funds can vary in risk level and those terms are not meant to indicate the risk level of the funds. There is no guarantee that these objectives will be met.

For regionally focused investment portfolios we understand that the categorisation may be different from the perspective of different investors. **Consult your financial adviser before investing to help determine if an investment in this fund and the amount of the investment would be suitable.**

Goldman Sachs Global Dynamic Bond Plus Portfolio

A sub-fund of Goldman Sachs Funds, SICAV

Overall Morningstar
Rating™
★★★

1123
Monthly Fund
Update

Financial Information

Net Asset Value (NAV) - Class P Shares	USD	96.83
Total Net Assets (m)	USD	351
Current Duration of Portfolio (years)		-0.01
Current Duration of Reference Benchmark (years)		0.24
Yield To Maturity of Portfolio (%)		5.89
Yield To Worst of Portfolio (%)		5.88

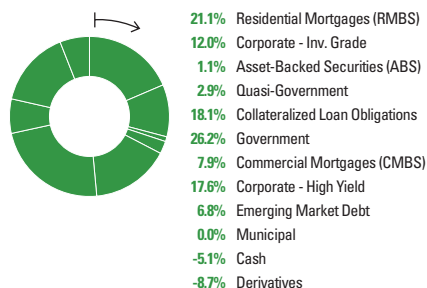
Fund Characteristics

Currency - Class P Shares	USD
Inception Date - Class P Shares	28-Mar-11
Fund Domicile	Luxembourg

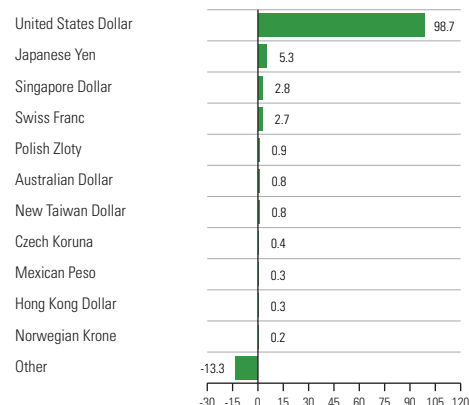
Fund Objective and Investment Policy

The Fund seeks to provide income and capital growth over the longer term. The Fund seeks to achieve its objective by investing in publicly traded securities, currencies and financial derivative instruments, mostly in the global fixed income and currency markets.

Sector Allocation (%)



Top 10 Currency Weights (%)



Please see Additional Notes. All performance and holdings data as at 30-Nov-23. Past Performance does not predict future returns. The value of investments and the income derived from investments will fluctuate and can go down as well as up. A loss of capital may occur.

⁽¹⁾ Effective October 8, 2021, the portfolio name changed from Goldman Sachs Global Strategic Income Bond Portfolio to Goldman Sachs Global Dynamic Bond Plus Portfolio. ⁽²⁾ The ongoing charges figure is based on expenses during the previous year. See details in the Key Investor Information Document. The on-going charges are the fees the fund charges to investors to cover the day-to-day costs of running the funds. They are taken from the fund and impacts on the fund's return. Fund charges will be incurred in multiple currencies, meaning that payments may increase or decrease as a result of currency exchange fluctuations. All charges will be paid out by the Fund, which will impact on the overall return of the Fund. ⁽³⁾ The 3 Month Libor Index is quoted month-end with income reinvested and, in contrast to the Portfolio, shown without the deduction of any expenses.

Effective July 1, 2023, Reference Benchmark returns hereby stated include a transaction cost component. ⁽⁴⁾ The Morningstar sector average figures are calculated using all open funds available in the universe at the indicated time period. The number of funds in a Morningstar sector varies over time as new funds are launched and funds close. Source: Morningstar ©2023 Morningstar, Inc. All Rights Reserved. ⁽⁵⁾ Fund returns are shown net of applicable ongoing fees within the portfolio, with dividends re-invested using the ex-dividend NAV. These returns are for comparison of performance against specified index. As the investor may be liable to other fees, charges and taxes, they are not meant to provide a measure of actual return to investors. The performance data do not take account of the commissions and costs incurred on the issue and redemption of shares. ⁽⁶⁾ Effective 31st December 2021, the Portfolio's reference benchmark changed from 3 Month Libor to ICE BofA 3month US T-Bill. The ICE BofA 3month is quoted month-end with income reinvested and, in contrast to the Portfolio, shown without the deduction of any expenses. Effective July 1, 2023, Reference Benchmark returns hereby stated include a transaction cost component.

Goldman Sachs Global Dynamic Bond Plus Portfolio

A sub-fund of Goldman Sachs Funds, SICAV

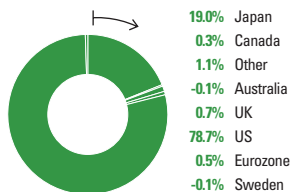
Overall Morningstar
Rating™
★★★

1123
Monthly Fund
Update

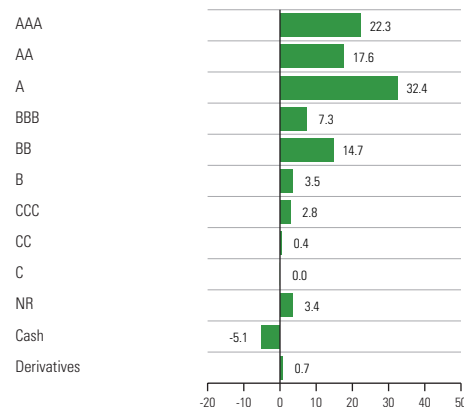
Fund Facts

ISIN - Class P Shares	LU0600006463
Bloomberg Ticker - Class P Shares	GSIBPUI LX
Dividend Distribution Frequency	Annually
Dealing and valuation	Daily
Reporting year end	30 November
Reference Benchmark	ICE BofA 3 Mo T-Bill Index (TR, USD, 0)
Settlement	T + 3

Geographical Bond Allocation (%)



Credit Allocation (%)



Goldman Sachs Global Dynamic Bond Plus Portfolio

Important Risk Considerations

- **Contingent Convertible ("Coco") Bond Risk** investment in this particular type of bond may result in material losses to the Portfolio based on certain trigger events. The existence of these trigger events creates a different type of risk from traditional bonds and may more likely result in a partial or total loss of value or alternatively they may be converted into shares of the issuing company which may also have suffered a loss in value.
- **Counterparty risk** a party that the Portfolio transacts with may fail to meet its obligations which could cause losses.
- **Credit risk** the failure of a counterparty or an issuer of a financial asset held within the Portfolio to meet its payment obligations will have a negative impact on the Portfolio.
- **Custodian risk** insolvency, breaches of duty of care or misconduct of a custodian or subcustodian responsible for the safekeeping of the Portfolio's assets can result in loss to the Portfolio.
- **Derivatives risk** derivative instruments are highly sensitive to changes in the value of the underlying asset that they are based on. Certain derivatives may result in losses greater than the amount originally invested.
- **Emerging markets risk** emerging markets are likely to bear higher risk due to lower liquidity and possible lack of adequate financial, legal, social, political and economic structures, protection and stability as well as uncertain tax positions.
- **Exchange rate risk** changes in exchange rates may reduce or increase the returns an investor might expect to receive independent of the performance of such assets. If applicable, investment techniques used to attempt to reduce the risk of currency movements (hedging), may not be effective. Hedging also involves additional risks associated with derivatives.
- **High yield risk** high yield instruments, meaning investments which pay a high amount of income generally involve greater credit risk and sensitivity to economic developments, giving rise to greater price movement than lower yielding instruments.
- **Interest rate risk** when interest rates rise, bond prices fall, reflecting the ability of investors to obtain a more attractive rate of interest on their money elsewhere. Bond prices are therefore subject to movements in interest rates which may move for a number of reasons, political as well as economic.
- **Leverage risk** the Portfolio may operate with a significant amount of leverage. Leverage occurs when the economic exposure created by the use of derivatives is greater than the amount invested. A leveraged Portfolio may result in large fluctuations in the value of the Portfolio and therefore entails a high degree of risk including the risk that losses may be substantial.
- **Liquidity risk** the Portfolio may not always find another party willing to purchase an asset that the Portfolio wants to sell which could impact the Portfolio's ability to meet redemption requests on demand.
- **Market risk** the value of assets in the Portfolio is typically dictated by a number of factors, including the confidence levels of the market in which they are traded.
- **Operational risk** material losses to the Portfolio may arise as a result of human error, system and/or process failures, inadequate procedures or controls.
- **Mortgage-backed securities ("MBS") and asset-backed securities ("ABS") risk** the mortgages backing MBS and assets backing ABS may be repaid earlier than required, resulting in a lower return.
- Complete information on the risks of investing in the fund are set out in the fund's prospectus.

Glossary

- **Beta** – Measures the sensitivity of the fund's returns to the comparative benchmark index return (annualised). The nearer to 1.00, the closer the historical fluctuations in the value of the fund are to the benchmark. If above 1.00, then fund fluctuations have been greater than the benchmark.
- **Duration of the Portfolio** – Measure of the sensitivity of the price of a bond or portfolio to a change in interest rates paid. The larger the number (positive or negative), the greater the change in price for given changes in interest rates. When duration is positive a rise in interest rates results in a fall in price while for a negative duration a rise in interest rates results in a rise in price.
- **Excess returns** – The return of the fund in excess of the benchmark/index return (annualised).
- **Historical tracking error** - Measure of the actual deviation of the fund's returns from the comparative benchmark index returns (annualised). A higher number means that the fund is taking greater risk against the benchmark.
- **Historical Volatility of Portfolio** – Illustrates the dispersion of the fund's realized monthly returns around the average monthly return, indicating how volatile the fund's return is over time. The higher the number the more volatile the fund's returns.
- **Interest Rate Duration** – This is a modified measure of Total Average Duration that has been estimated by GSAM. This modified measure seeks to take account of the different behaviours of different bond markets around the world by re-expressing all duration exposures to a common US market standard. The goal is to improve the estimate of the portfolio's sensitivity to changes in interest rates. This estimate is guided by historical market observations amongst markets which are themselves subject to change over time and may not necessarily be reflected by the actual outcome.
- **Net Asset Value** – Represents the net assets of the fund (ex-dividend) divided by the total number of shares issued by the fund.
- **Ongoing Charges** – The ongoing charges figure is based on the fund's expenses during the previous 12 months, on a rolling basis. It excludes transaction costs and performance fees incurred by the fund.
- **Other Expenses** – Fees deducted from the Fund's assets incurred as part of the Fund's operations, including, where applicable, costs incurred by the Fund when investing in other funds.
- **R²** – Measure that represents the percentage of a portfolio movement linked to movements in the benchmark index return (annualised). The nearer to [1.00], the more a fund is tracking the risk of the benchmark, and the less risk that the fund is taking against the benchmark.
- **Swing pricing** – The swing factor represents the factor in place month end and is subject to change on any Dealing Day depending on prevailing market conditions.
- **Yield to Maturity** – The interest rate that makes the present value of a bond's cash flows equal to the bond's price or initial investment. The YTM on derivatives, Treasury futures, and interest rate swaps incorporate the impact of current funding rates (due to a change in data source, funding rates on Treasury futures were not incorporated on the YTM calculation from approximately early 2020 through 9-Nov-2022. Since November 9, 2022, funding rates on Treasury futures have been incorporated). On a portfolio level, the YTM is a characteristic of the portfolio based on its holdings as of a particular date and is considered a long-term bond yield expressed as an annualized rate of return, assuming the portfolio holds the assets until maturity and interest rates remain constant. The YTM does not represent the performance yield for a portfolio and may increase or decrease depending on the present value of a bond's market price as well as the number and size of payments remaining. As of April 14, 2023, the YTM has been capped at 15% in order to provide a more prudent and conservative representation.
- **Yield to Worst** – The interest rate that makes the present value of a bond's cash flows equal to the bond's price or initial investment, calculated by making worst-case scenario assumptions (excluding issuer default) on the bond by calculating the returns that would be received if provisions, including prepayment, call, put, and sinking fund, are used by the issuer. The YTW on derivatives, Treasury futures, and interest rate swaps incorporate the impact of current funding rates (due to a change in data source, funding rates on Treasury futures were not incorporated on the YTW calculation from approximately early 2020 through 9-Nov-2022. Since November 9, 2022, funding rates on Treasury futures have been incorporated). On a portfolio level, the YTW is a characteristic of the portfolio based on its holdings as of a particular date and is considered a long-term bond yield expressed as an annualized rate of return, assuming the portfolio securities are called with the lowest yield after running to each potential call date. The YTW does not represent the performance yield for a portfolio and may increase or decrease depending on the present value of a bond's market price as well as the number and size of payments remaining. As of April 14, 2023, the YTW has been capped at 15% in order to provide a more prudent and conservative representation.

Additional Notes

This material is a financial promotion and has been issued by Goldman Sachs International, authorised by the Prudential Regulation Authority and regulated by the Financial Conduct Authority and the Prudential Regulation Authority.

Furthermore, this information should not be construed as financial research. It was not prepared in compliance with applicable provisions of law designed to promote the independence of financial analysis and is not subject to a prohibition on trading following the distribution of financial research.

This information is intended for viewing only by the intended recipient and may not be reproduced or distributed to any person in whole or in part without the prior written consent of GSI. Goldman Sachs International accepts no liability for the misuse or inappropriate distribution of this material.

Offering Documents: This material is provided at your request for informational purposes only and does not constitute a solicitation in any jurisdiction in which such a solicitation is unlawful or to any person to whom it is unlawful. It only contains selected information with regards to the fund and does not constitute an offer to buy shares in the fund. Prior to an investment, prospective investors should carefully read the latest Key Investor Information Document (KIID) as well as the offering documentation, including but not limited to the fund's prospectus which contains inter alia a comprehensive disclosure of applicable risks. The relevant articles of association, prospectus, supplement, KIID and latest annual/semi-annual report are available free of charge from the fund's paying and information agent and/or from your financial adviser.

Distribution of Shares: Shares of the fund may not be registered for public distribution in a number of jurisdictions (including but not limited to any Latin American, African or Asian countries). Therefore, the shares of the fund must not be marketed or offered in or to residents of any such jurisdictions unless such marketing or offering is made in compliance with applicable exemptions for the private placement of collective investment schemes and other applicable jurisdictional rules and regulations.

Investment Advice and Potential Loss: Financial advisers generally suggest a diversified portfolio of investments. The fund described herein does not represent a diversified investment by itself. This material must not be construed as investment or tax advice. Prospective investors should consult their financial and tax adviser before investing in order to determine whether an investment would be suitable for them.

An investor should only invest if he/she has the necessary financial resources to bear a complete loss of this investment.

Swing Pricing: Please note that the fund operates a swing pricing policy. Investors should be aware that from time to time this may result in the fund performing differently compared to the reference benchmark based solely on the effect of swing pricing rather than price developments of underlying instruments.

Fees are generally billed and payable at the end of each quarter and are based on average month-end market values during the quarter.

Additional information is provided in our Form ADV Part-2 which is available at http://www.adviserinfo.sec.gov/IAPD/Content/Search/iapd_Search.aspx.

Documents providing further detailed information about the fund, including the articles of association, prospectus, supplement and key investor information document (KIID), annual/semi-annual report (as applicable), and a summary of your investor rights, are available free of charge in English language and, as required, in your local language by navigating to your local language landing page via <https://www.gsam.com/content/gsam/ain/en/advisors/literature-and-forms/literature.html>, and also from the fund's paying and information agents as listed below. If GSAM B.V., the management company, decides to terminate its arrangement for marketing the fund in any EEA country where it is registered for sale, it will do so in accordance with the relevant UCITS rules.

Austria: Raiffeisen Bank International AG, Am Stadtpark 9, A-1030 Wien, Austria.

Belgium: CACEIS Investor Services Belgium, Place Rogier II, 1210 Brussels, Belgium.

Denmark: Stockrate Asset Management, Mollevej 9 E2, DK-2990 Niva, Denmark.

France: CACEIS Investor Services Bank France S.A., 105, rue Réaumur, 75002 Paris, France.

Germany: State Street Bank GmbH, Brienner Strasse 59, 80333 Munich, Germany.

Greece: Piraeus Bank S.A., 4 Amerikis Street, 10564 Athens, Greece.

Ireland: CACEIS Investor Services Ireland Limited, George's Quay House, 43 Townsend Street, Dublin 2, Ireland.

Italy: Société Générale Securities Services, Maciachini Center – MAC 2, Via Benigno Crespi, 19/A, 20159 Milan, Italy; AllFunds Bank S.A. Filiale di Milano, Via Santa Margherita 7, 20121 Milan, Italy; CACEIS Investor Services Bank - Milan Branch, Via Vittor Pisani, 26, 20154 Milan, Italy; State Street Bank S.p.A., Via Col Moschin, 16, 20136 Milan, Italy; BNP Paribas Securities Services – Succursale di Milano, Via Ansperto 5, 20121 Milan, Italy; Banca Sella, Piazza Gaudenzio Sella 1, 13900 Biella BI, Italy.

Luxembourg: State Street Bank International GmbH, Luxembourg Branch, 49, avenue J.F. Kennedy, L-1855 Luxembourg.

Poland: Bank Pekao S.A, Zwirki i Wigury str. 31, 00-844 Warszawa.

Slovenia: NOVA KBM d.d registered office at Ulica Vita Kraigherja 4, 2000 Maribor, Slovenia.

Sweden: Skandinaviska Enskilda Banken AB, through its entity Global Transaction Services, SEB Merchant Banking, Sergels Torg 2, ST MH1, SE-106 40 Stockholm, Sweden.

Switzerland: Swiss Representative of the fund is First Independent Fund Services Ltd, Klausstrasse 33, 8008 Zurich. Paying Agent of the fund in Switzerland is Goldman Sachs Bank AG, Claridenstrasse 25, 8022 Zurich. The Key Investor Information Document (KIID) as well as the annual and semi-annual reports of the fund may be obtained free of charge at the Swiss Representative or Goldman Sachs Bank AG in Zurich.

Please note in addition for:

Australia: This material is distributed in Australia and New Zealand by Goldman Sachs Asset Management Australia Pty Ltd ABN 41 006 099 681, AFSL 228948 ('GSAMA') and is intended for viewing only by wholesale clients in Australia for the purposes of section 761G of the Corporations Act 2001 (Cth) and to clients who either fall within any or all of the categories of investors set out in section 3(2) or sub-section 5(2CC) of the Securities Act 1978 (NZ).

Hong Kong: This material has been issued or approved for use in or from Hong Kong by Goldman Sachs Asset Management (Hong Kong) Limited.

Netherlands: The fund is included in the register kept by the Stichting Autoriteit Financiële Markten.

Singapore: This material has been issued or approved for use in or from Singapore by Goldman Sachs Asset Management (Singapore) Pte. Ltd. (Company Number: 201329851H).

Spain: The fund is a foreign UCITS registered with the CNMV registry with number 141 (SICAV), 913 (SICAV II), 305 (PLC). A full description and KIID for the fund and other mandatory documentation is available free of charge from any of the authorised distributors of the fund listed in the Comisión Nacional del Mercado de Valores ("CNMV") webpage at www.cnmv.es.

Confidentiality

No part of this material may, without GSAM's prior written consent, be (i) copied, photocopied or duplicated in any form, by any means, or (ii) distributed to any person that is not an employee, officer, director, or authorized agent of the recipient.

© 2023 Goldman Sachs. All rights reserved.

Registered and Principal Offices: **Luxembourg domiciled Funds Registered Office:** c/o State Street Bank International GmbH, Luxembourg Branch, 49, Avenue J-F Kennedy L-1855, Luxembourg

Any reference to a national regulator is for information purposes only and should not be construed as an endorsement, or otherwise, by that regulator as to the merits on investing in the fund.