

## Wellington US\$ Core High Yield Bond Fund

USD S Accumulating Unhedged

## RISK AND REWARD PROFILE

1

2

3

4

5

6

7

Lowest Risk

Highest Risk

Capital at risk: please refer to the bottom of this page for details about the Risk &amp; Reward Profile.

MORNINGSTAR™ RATING\*: ★★★★★

## FUND DETAILS

Fund Inception: July 2009

Share Class Inception: September 2010

Fund Assets: USD 12.6 million

NAV: USD 19.80

## KEY INFORMATION

Domicile: Ireland

Regulatory Regime: UCITS

Legal Structure: Public Limited Company

Dealing Frequency: Daily

Country Registration: Austria, Denmark, Finland, France, Germany, Ireland, Italy, Netherlands, Norway, Singapore\*, Spain, Sweden, Switzerland, United Kingdom.

ISIN: IE0003110479

Bloomberg: WUSDCHA ID

Sedol: 0311047

Lipper: 68064970

WKN: AIC6UG

\*Restricted scheme

## FUND CHARACTERISTICS

	Fund	Benchmark
Average Quality*:	BB	BB-
Effective Duration:	3.9 yrs	4.3 yrs
Yield to Worst:	5.4%	5.9%
Option Adjusted Spread:	345 bps	-

\*Quality ratings are based on the highest of Moody's, S&amp;P, and Fitch. Ratings do not apply to the Fund itself. Ratings may change.

## FEES AND PRICING

Minimum Investment: USD 1 million

Management Fee: 0.40% p.a.

Ongoing Charges Figure\*: 0.50%

The Ongoing Charges Figure represents all annual expenses and additional charges taken from the fund. A more detailed description of the charges that apply to the Fund is set out in the section "Charges of the Umbrella Fund" in the Prospectus. The ongoing charges figure may change over time. Charges applied will reduce the return potential of investments.

Charges applied will reduce the return potential of investments.

For more information, please visit

[www.wellingtonfunds.com](http://www.wellingtonfunds.com)

## SUMMARY OF INVESTMENT OBJECTIVE

The Wellington US\$ Core High Yield Bond Fund seeks long-term total returns. The Investment Manager will actively manage the Fund against the ICE BofA US High Yield Constrained Index, seeking to achieve the objective by utilizing bottom-up fundamental research to invest primarily in the debt securities of US corporations which are considered to be below Investment Grade.

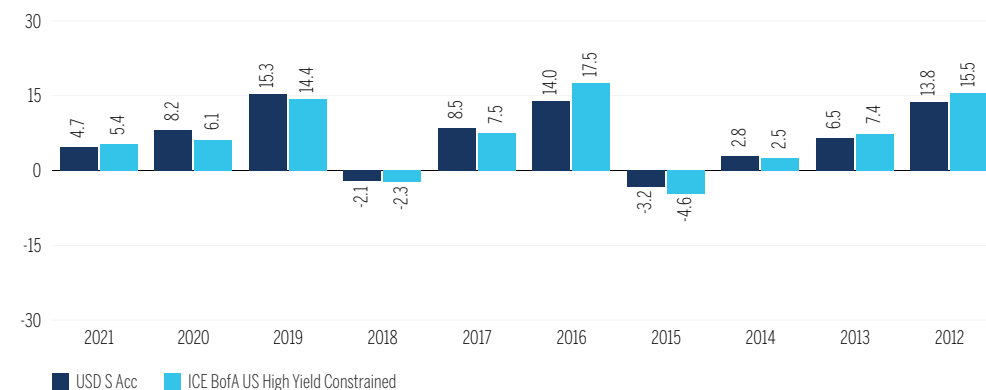
## FUND PERFORMANCE (%)

Past performance does not predict future returns.

## TOTAL RETURNS NET OF FEES AND EXPENSES

	YTD	1 MO	3 MOS	1 YR	3 YRS	5 YRS	10 YRS
USD S Acc	-3.3	-0.5	-0.7	1.0	5.8	5.4	5.8
ICE BofA US High Yield Constrained	-3.6	-0.9	-1.7	0.9	5.0	4.7	5.8

## CALENDAR YEAR RETURNS



## DISCRETE ANNUAL PERFORMANCE

	MAR '21 - MAR '20	MAR '20 - MAR '19	MAR '19 - MAR '18	MAR '18 - MAR '17	MAR '17 - MAR '16	MAR '16 - MAR '15	MAR '15 - MAR '14	MAR '14 - MAR '13	MAR '13 - MAR '12
USD S Acc	1.0	9.8	6.7	4.4	5.3	17.6	-6.0	2.8	8.1
ICE BofA US High Yield Constrained	0.9	8.5	5.9	4.3	4.1	22.3	-8.5	2.8	8.4

Past results are not necessarily indicative of future results and an investment can lose value.

The inception date of the USD S Acc share class is 30 September 2010. | Periods greater than one year are annualised. | If an investor's own currency is different from the currency in which the fund is denominated, the investment return may increase or decrease as a result of currency fluctuations. | Fund returns shown are net of USD S Acc share class fees and expenses. Fund returns shown are net of actual (but not necessarily maximum) withholding and capital gains tax but are not otherwise adjusted for the effects of taxation and assume reinvestment of dividends and capital gains. The index returns, where applicable, are shown net of maximum withholding tax and assume reinvestment of dividends. | Please note the fund has a swing pricing mechanism in place. | If the last business day of the month is not a business day for the Fund, performance is calculated using the last available NAV. This may result in a performance differential between the fund and the index. | Source: Fund - Wellington Management. Index - ICE BofA.

## FUND MANAGEMENT

Chris Jones, CFA  
30 years of experience  
CITYWIRE +Michael Barry  
19 years of experience

Wellington Management Company LLP (WMC) is an independently owned investment adviser registered with the US Securities and Exchange Commission. WMC, along with its affiliates (collectively, Wellington Management), provides investment management and investment advisory services to institutions around the world. | This material and its contents may not be reproduced or distributed, in whole or in part, without the express written consent of Wellington Management. MARKETING COMMUNICATION. Nothing in this document should be interpreted as advice, nor is it a recommendation to buy or sell shares in Wellington Management Funds (Ireland) plc (the Fund). Investment in the Fund may not be suitable for all investors. The Fund only accepts professional clients or investment through financial intermediaries. Fund shares are made available only in jurisdictions where such offer or solicitation is lawful. Please read the latest Key Investor Information Document (KIID) Prospectus, and latest annual report (and semi-annual report) before investing. For each country where the Fund is registered for sale, the prospectus, complaints procedure and summary of investor rights in English, and the KIID in English and an official language, are available free of charge from the Funds Transfer Agent State Street Fund Services (Ireland) Limited, 78 Sir John Rogerson's Quay, Dublin 2, Ireland and from [www.Wellington.com/KIIDs](http://www.Wellington.com/KIIDs). Complaints can be submitted to the Complaints Officer at the address of the Funds Transfer Agent or by email to [WellingtonGlobalTA@statestreet.com](mailto:WellingtonGlobalTA@statestreet.com). The Fund is authorised and regulated as a UCITS scheme by the Central Bank of Ireland. The Fund may decide to terminate marketing arrangements for shares in an EU Member State by giving 30 working days' notice. | In Switzerland, the Fund offering documents can be obtained from the local Representative and Paying Agent, BNP Paribas Securities Services, Selnastrasse 16, 8002 Zurich, Switzerland. The Prospectuses are available in English, French and Swiss French. | Rating: \*As at 28/02/2022. The information contained herein: (1) is proprietary to Morningstar; (2) may not be copied or distributed; and (3) is not warranted to be accurate, complete or timely. Neither Morningstar nor its content providers are responsible for any damages or losses arising from any use of this information. The Overall Morningstar Rating for a fund is derived from a weighted average of the three, five, and ten year (if applicable) ratings, based on risk-adjusted returns. Past performance is no guarantee of future results. © 2022 Morningstar. All Rights Reserved. | Manager ratings provided by Citywire © for rolling 3-year risk-adjusted performance. Citywire's ratings are provided after month-end, therefore please review Citywire's website for current ratings. | Risk and Reward Profile: based on share class volatility. Historical data may not be a reliable indication for the future. Risk category shown is not guaranteed and may shift over time. The lowest category does not mean 'risk free'. Please refer to page 2 for more details about risks.

## WHAT ARE THE RISKS?

**BELOW INVESTMENT GRADE:** Lower rated or unrated securities may have a significantly greater risk of default than investment grade securities, can be more volatile, less liquid, and involve higher transaction costs.

**CAPITAL:** Investment markets are subject to economic, regulatory, market sentiment and political risks. All investors should consider the risks that may impact their capital, before investing. The value of your investment may become worth more or less than at the time of the original investment. The Fund may experience a high volatility from time to time.

**CONCENTRATION:** Concentration of investments within securities, sectors or industries, or geographical regions may impact performance.

**CREDIT:** The value of a bond may decline, or the issuer/guarantor may fail to meet payment obligations. Typically lower-rated bonds carry a greater degree of credit risk than higher-rated bonds.

**HEDGING:** Any hedging strategy using derivatives may not achieve a perfect hedge.

**INTEREST RATES:** The value of bonds tends to decline as interest rates rise. The change in value is greater for longer term than shorter term bonds.


**MANAGER:** Investment performance depends on the investment management team and their investment strategies. If the strategies do not perform as expected, if opportunities to implement them do not arise, or if the team does not implement its investment strategies successfully; then a fund may underperform or experience losses.

**SUSTAINABILITY RISK:** A Sustainability Risk can be defined as an environmental, social or governance event or condition that, if it occurs, could cause an actual or potential material negative impact on the value of an investment.

Before subscribing, please refer to the Fund offering documents/prospectus for further risk factors and pre-investment disclosures. For the latest NAV, please visit [www.fundinfo.com](http://www.fundinfo.com).

## GEOGRAPHIC DISTRIBUTION

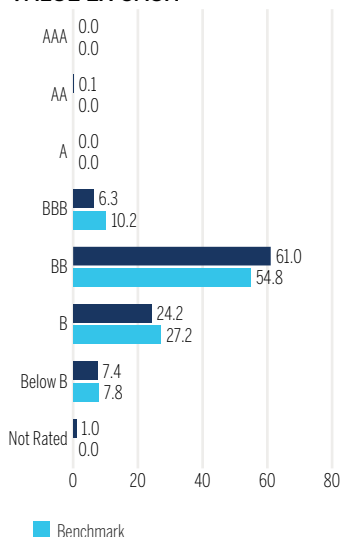
### % MARKET VALUE



Totals may not add up to 100% due to rounding. | EE stands for Emerging Europe & ME stands for Middle East.

## QUALITY DISTRIBUTION

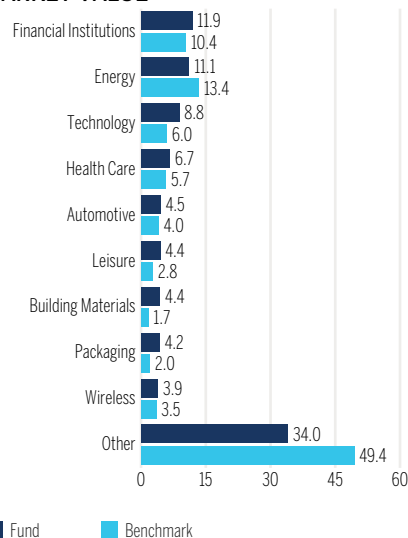
### % MARKET VALUE EX CASH



Totals may not add up to 100% due to rounding. | Quality ratings are based on the highest of Moody's, S&P, and Fitch. | Ratings do not apply to the Fund itself. Ratings may change.

## SECTOR DISTRIBUTION

### % MARKET VALUE



Totals may not add up to 100% due to rounding.

## TOP 10 CREDIT INDUSTRIES

### % MARKET VALUE

