

FUND FACTSHEET

MIROVA EUROPE SUSTAINABLE EQUITY FUND

JANUARY 2021

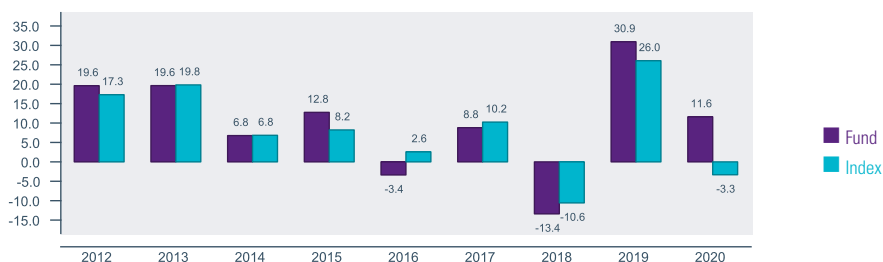
FUND HIGHLIGHTS

- Invests in large-cap companies that are considered to be contributing to a low carbon-centric economy
- Selects climate stocks, also known as "green stocks" which are companies that contribute to Sustainable Development Goals through their activities and provide
- The selected securities are transferrable securities which demonstrate positive practices not only on carbon impact but also ESG principles/ criteria
- The portfolio manager uses a quantitative investment approach with the aim to outperform the reference index and manage risks more efficiently
- Supported by Mirova's in-house responsible investment research team made up of more than 10 analysts.
- Employs a highly innovative carbon footprint methodology, including Greenhouse Gas (GHG) emissions and emissions savings compared to a business as usual scenario.

ILLUSTRATIVE GROWTH OF 10,000 (EUR)



CALENDAR YEAR RETURNS %



TOTAL RETURNS	Fund %	Index %
1 month	0.83	-0.75
Year to date	0.83	-0.75
3 months	22.53	15.77
1 year	13.35	-2.82
3 years	24.36	6.46
5 years	44.12	30.44
Since inception	153.91	121.05

ANNUALISED PERFORMANCE (Month End)	Fund %	Index %
3 years	7.54	2.11
5 years	7.58	5.46
Since inception	10.41	8.79

RISK MEASURES	1 year	3 years	5 years
Fund Standard Deviation	33.95	22.60	18.97
Index Standard Deviation	32.16	21.06	18.01
Tracking error	6.10	5.13	4.45
Fund Sharpe ratio *	0.41	0.35	0.42
Benchmark Sharpe ratio*	-0.07	0.12	0.32
Information Ratio	2.65	1.06	0.48
Alpha	15.51	5.12	1.86
Beta	1.04	1.05	1.02
R-squared	0.97	0.95	0.95
Max. drawdown	-36.7% reached on 3/18/20		
Max Drawdown duration	28 days		
Time to recovery	250 days		

* Risk free rate : Performance of annualised capitalised Eonia over the period

ANNUALISED PERFORMANCE (Quarter end)	Fund %	Index %
3 years	8.16	2.91
5 years	5.88	4.27
Since inception	10.41	8.97

PERFORMANCE DATA SHOWN REPRESENTS PAST PERFORMANCE AND IS NOT A GUARANTEE OF FUTURE RESULTS. Some recent performance may be lower or higher. As the value of the capital and the returns change over time (notably due to currency fluctuations), the repurchase price of the shares can be higher or lower than their initial price. The performance indicated is based on the NAV (net asset value) of the share class, and is net of all charges applying to the fund but does not account for sale commissions, taxation or paying agent fees, and assumes that dividends if any are reinvested. Taking such fees or commissions into account would lower the returns. The performance of other share classes would be higher or lower based on the differences between the fees and the entry charges. In the periods where certain share classes are not subscribed or not yet created (inactive share classes), performance is calculated based on the actual performance of an active share class of the fund whose characteristics are considered by the management company as being closest to the inactive share class concerned, after adjusting it for the differences between the total expense ratios (TER), and converting any net asset value of the active share class in the currency in which the inactive share class is listed. The performance given for the inactive share class is the result of a calculation provided for information. Please read the important information given in the additional notes at the end of this document.

SHARE CLASS: I/D (EUR)



References to rankings, awards or ratings are not an indicator of the funds future performance.

ABOUT THE FUND

Investment Objective

To outperform the MSCI Europe index, with net dividends reinvested, denominated in euro, through investments in companies whose activities are linked to sustainable investment themes, over a minimum recommended investment horizon of five years.

Overall Morningstar Rating TM

★★ | 31/12/2020

Morningstar category TM

Europe Large-Cap Growth Equity

Reference Index

MSCI EUROPE NET TOTAL RETURN EUR INDEX

FUND CHARACTERISTICS

Legal structure	Sub-fund of a SICAV
Share Class Inception	06/09/2011
Valuation Frequency	Daily
Custodian	CACEIS BANK, LUXEMBOURG BRANCH
Currency	EUR
Cut off time	13:30 CET D
AuM	EURm 340.1
Recommended investment period	> 5 years
Investor Type	Institutional

AVAILABLE SHARE CLASSES

Share Class	ISIN	Bloomberg
I/A (EUR)	LU0552643099	NICEEIA LX
I/D (EUR)	LU0552643172	NICEEID LX
I/A (GBP)	LU0914730972	NICEIAG LX

RISK & REWARD PROFILE

Lower risk Higher risk
Typically lower rewards Typically higher rewards



The category of the synthetic risk-return indicator is based on historical data.

The Sub-fund's investment policy exposes it primarily to the following risks :

- loss of capital risk
- equity market risk
- liquidity risk for small and medium caps

For more information, please refer to the section detailing specific risks at the end of this document.

Mirova Europe Sustainable Equity Fund

PORTFOLIO ANALYSIS AS OF 29/01/2021

ASSET ALLOCATION	Fund %
Equities	96.2
Money Market Funds	2.1
Cash	1.7
Total	100.0

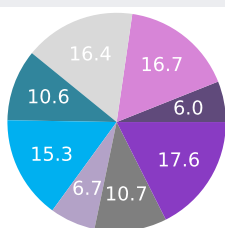
MAIN ISSUERS	Fund %
RENAULT	3.4
ASTRAZENECA P.L.C.	3.3
MORPHOSYS AG	3.1
ASML HOLDING N.V.	3.0
DANONE	2.9
AVIVA PLC	2.7
BANCO BILBAO VIZCAYA ARGENTARIA SA	2.6
COMPAGNIE DE SAINT-GOBAIN	2.5
INTESA SANPAOLO SPA	2.5
UNICREDIT S.P.A.	2.4
Total	28.5
Number of issuers per portfolio	52

SECTOR BREAKDOWN	Fund %	Index %
Health Care	16.9	14.7
Financials	16.7	15.2
Industrials	16.3	14.5
Information Technology	10.6	7.9
Materials	10.1	8.4
Consumer Discretionary	6.1	11.4
Consumer Staples	5.4	13.2
Communication services	4.8	3.9
Utilities	4.7	5.0
Real Estate	4.6	1.4
Energy	0.0	4.5
Cash & cash equivalent	3.8	0.0

MSCI Breakdown

CAPITALIZATION BREAKDOWN	Fund %	Index %
< USD 2 Bln	7.8	0.0
USD 2 to 10 Bln	25.7	12.1
USD 10 to 100 Bln	50.3	64.5
> USD 100 Bln	12.4	23.0
Cash & cash equivalent	3.9	0.0

THEMATIC BREAKDOWN



Consumption	Resources
Energy	Health
Finance	
Buildings	
Information technology	
Mobility	

in % of AuM, cash excluded

GEOGRAPHICAL BREAKDOWN BY COUNTRY	Fund %	Index %
France	39.4	17.3
United Kingdom	13.0	23.1
Germany	7.5	15.0
Netherlands	6.3	6.4
Italy	4.9	3.5
United States	4.2	0.0
Ireland	3.9	1.1
Sweden	3.7	5.6
Denmark	3.6	4.0
Belgium	2.8	1.6
Other countries	6.7	22.4
Cash & cash equivalent	3.8	0.0

CURRENCY BREAKDOWN	Fund %
Euro	50.5
Pound Sterling	21.3
Swiss Franc	14.4
US Dollar	4.4
Swedish Krona	3.7
Danish Krone	3.6
Canadian Dollar	2.0

in % of AuM incl. Forwards

MAIN CUMULATIVE EQUITY TRANSACTIONS

Purchases	Amount
SIEMENS ENERGY GR U	7,772,931
EDF	7,187,540
SUNRUN INC UW USD	1,932,547
WORLDLINE FP EUR	1,797,492
ASTRAZENECA	1,608,565
Sales	Amount
EDP RENOVAVEIS	5,849,213
BALLARD POWER CN CAD	5,084,121
VESTAS WIND SYSTEM	3,061,491
ITM POWER	2,925,762
FIRST SOLAR INC COM	2,915,336

SHARE CLASS : I/D (EUR)

FEES & CODES

All-in-Fee	1.00%
Max. Sales Charge	-
Max. Redemption Charge	-
Performance fees	20.0%
Minimum Investment	50,000 EUR or equivalent
NAV (29/01/2021)	437.25 EUR
Last dividend as of 17/01/2020	1.36 EUR

MANAGEMENT

Management Company
NATIXIS INVESTMENT MANAGERS INTERNATIONAL
Investment Manager
MIROVA

Mirova, an affiliate of Natixis Investment Managers, is a management company dedicated to sustainable investing. Its aim is to combine long-term value creation with sustainable development by following its conviction investment approach. Mirova's first-rate staff are pioneers in the many fields related to sustainable finance. Innovation is their priority so that customers always get highly effective solutions that are suited to their needs.

Headquarters	Paris
Founded	2014

Assets Under Management (Billion)	€ 12.7 (30/09/2020)
-----------------------------------	---------------------

Portfolio Managers

DAVID BELLOC - CFA - CROSS ASSET AND EQUITY PORTFOLIO MANAGER

David Belloc started his career in 2000 as a quantitative analyst in Amundi before joining BFT Investment Managers as a convertible bond portfolio manager in 2004. In late 2006 he joined the group Natixis successively as an equity (NAM) then as a smart beta portfolio manager (Seeyond). In August 2018 he joined Mirova as Cross Asset Portfolio Manager/Strategist in charge of cross asset investment solutions while co-managing Climate Ambition equity investment strategies.

David Belloc graduated from ISFA and postgraduate degree in financial sciences (Lyon 1). He is a CFA Charterholder and is member of French Institute of Actuary (IAF).

INFORMATION

Prospectus Enquiries

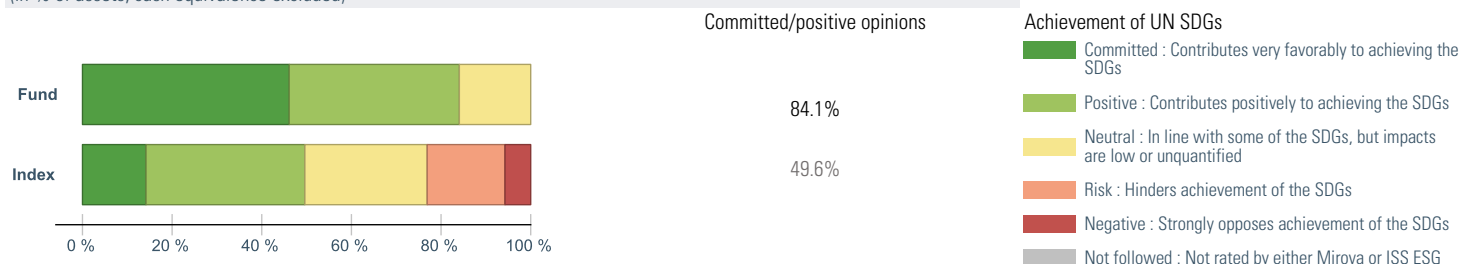
E-mail ClientServicing_Requirements@natixis.com

Mirova Europe Sustainable Equity Fund

PORTFOLIO ANALYSIS AS OF 29/01/2021

SUSTAINABILITY OPINION BREAKDOWN

(in % of assets, cash equivalence excluded)



The ESG Opinion is designed to assess whether the investment is compatible with the UN SDGs and is based upon the analysis of Mirova and ISS ESG, a third party. The assessment does not guarantee a profit or protect against a loss, and does not ensure the stability or safety of the overall portfolio.

Source : Natixis Investment Managers International

CONTRIBUTION TO UN SUSTAINABLE DEVELOPMENT GOALS (SDGs)

in % of assets with Committed/positive opinions

	Mirova pillars	Extent to which an asset contributes to the SDGs corresponding to each pillar
Environment	CLIMATE STABILITY Limit greenhouse gas levels to stabilize global temperature rise under 2°C	50%  
	HEALTHY ECO-SYSTEMS Maintain ecologically sound landscape and seas for nature and people	39%  
	RESOURCE SECURITY Preserve stocks of natural resources through efficient and circular use	37% 
Social	BASIC NEEDS Basic services (food, water, energy, transport, health, etc.) for all	25%      
	WELL BEING Enhanced health education, justice and equality of opportunity for all	44%      
	DECENT WORK Secure socially inclusive jobs and working conditions for all	23%   

The United Nations adopted 17 Sustainable Goals (SDGs) in 2015, with an ambition to achieve them by 2030. Please see an overview relating to all SDGs (1-17) on the UN's website : <https://www.un.org/sustainabledevelopment/sustainable-development-goals/>. This chart displays to what extent an asset contributes to the UN Sustainable Development Goals ("SDGs"). Mirova has signed an agreement with Cambridge University, based on a research partnership focusing on sustainable development themes as well as the establishment of a task force in 2013, the Investors Leaders Group. To illustrate the main sustainability impacts of our investments, six impact pillars have been developed, three environmental and three social, for each asset (as displayed on the left). The same assets may contribute to several pillars / SDGs.


The percentages indicated represent the share of portfolio values (by weight) that contribute positively to the pillar concerned (companies with an ESG opinion "Committed" or "Positive" on the pillar). *

Our evaluation of the contribution is based both on the capacity of companies to offer products and services with positive impact and on the quality of their environmental and social practices across their value chain.*

Source : Mirova

Due to active management, portfolio characteristics are subject to change. References to specific securities or industries should not be considered a recommendation.

ESTIMATED IMPACT ON GLOBAL AVERAGE INCREASE OF TEMPERATURE

	Fund	Index
	 1.5 °C	 3.6 °C
Induced Emissions (tCO ₂ / million € company value)	86.1	202.8
Avoided Emissions : (tCO ₂ / million € company value)	61.0	22.0
Coverage rate (% of holdings analysed)	93%	98%

In 2015, Mirova and Carbone 4 jointly developed a method which assesses carbon data in view of the specific challenges facing a low carbon economy: Carbon Impact Analytics (CIA).

This method focuses on two main indicators :

. «induced» emissions arising from the « lifecycle » of a company's activities, taking into account both direct emissions and those of suppliers and products
. «avoided» emissions due to improvements in energy efficiency or « green » solutions

Each company is first evaluated individually according to an evaluation framework adapted to each sector. Since energy producers, carbon-intensive sectors (energy, industry, buildings, transportation, and agriculture), and companies which produce low-carbon solutions have especially significant climate impact potential, they receive particular attention.

Then, each company's individual carbon assessment is aggregated at portfolio-level and reprocessed to avoid double counting.

Source : Natixis Investment Managers International

* For more information on our methodologies, please refer to our Mirova website : <https://www.mirova.com/en/research>

Illustrative Growth of 10,000

The graph compares the growth of 10,000 in a fund with that of an index. The total returns are not adjusted to reflect sales charges or the effects of taxation, but are adjusted to reflect actual ongoing fund expenses, and assume reinvestment of dividends and capital gains. If adjusted, sales charges would reduce the performance quoted. The index is an unmanaged portfolio of specified securities and cannot be invested in directly. The index does not reflect any initial or ongoing expenses. A fund's portfolio may differ significantly from the securities in the index. The index is chosen by the fund manager.

Risk Measures

The risk and reward indicator is shown as a scale of 1 to 7 representing the levels of risk and rewards in increasing order that enables you to assess the potential performance of a fund compared to the risk it represents. The general calculation method of this regulatory indicator is based on the annualized past volatility of the fund, calculated from weekly returns over a five-year period. This indicator is monitored regularly and may vary. The SRRI level indicated in this document is the level in force on the date the document was drawn up.

Special Risk Considerations

The specific risks of investing in the Sub-Fund are linked to :

- Capital loss
- Equity securities
- Small, Mid and Large capitalization companies
- Exchange rates
- Geographic concentration
- Portfolio concentration

The Global Risk Exposure of the Sub-Fund is managed through the use of the "Commitment Approach" method described under "Use of derivatives, Special Investment and Hedging Techniques" - "Global Risk Exposure".

For a complete description of these risks, please refer to the Key Investor Information Document(s) and to the chapter entitled "Principal Risks" in the prospectus. This same chapter also describes the other risks linked to an investment into the Sub-Fund.

Reference Index

The Sub-Fund is actively managed. The Reference Index is used for comparison purposes only. The Delegated Investment Manager remains free to choose the stocks that make up the portfolio in accordance with the Sub-Fund's investment policy.

Sustainable Investing

Sustainable investing focuses on investments in economic activities that relate to certain sustainable development themes and demonstrate adherence to environmental, social and governance (ESG) practices; therefore the Fund's investment universe may be reduced. It may sell a security when it could be disadvantageous to do so or forgo opportunities in certain companies, industries, sectors or countries. This could have a negative impact on performance depending on whether such investments are in or out of favor.

Portfolio Statistics

Volatility

Extent of change of a security or stock, fund, market or index over a given period. High volatility is indicative of a significant change in the share price, and therefore the risk associated with the security is high.

Information ratio

Indicator of the outperformance of the manager (with respect to the benchmark), given the additional risk taken by the manager with respect to the same index (fund's tracking error). The higher the value, the better the fund.

Tracking error

Measurement of the relative risk taken by a fund with respect to its benchmark.

Sharpe ratio

Outperformance indicator of a product with respect to a risk-free rate, given the risk accepted (product volatility). The higher the value, the better the fund.

Alpha

A fund's outperformance relative to its benchmark, expressed as a percentage. It is an indicator of the manager's ability to create value, excluding market effects. Thus, the higher the alpha, the better the fund's performance relative to its benchmark.

Beta

Measurement of a fund's sensitivity to market movements (as represented by its benchmark). A beta of over 1 indicates that the fund amplifies movements in its reference market on both the upside and downside. Conversely, a beta of under 1 means that the fund tends to react less than its reference market.

Morningstar Rating and Category

Morningstar Rating and Category

© 2020 Morningstar. All Rights Reserved. The information, data, analyses and opinions ("Information") contained herein (1) include Morningstar's confidential and proprietary information (2) may not be copied or redistributed, (3) do not constitute investment advice (4) are provided solely for informational purposes (5) are not warranted to be complete, accurate or timely and (6) are drawn from fund data published on various dates. The information is provided to you at your own risk. Morningstar is not responsible for any trading decisions, damages or other losses related to the Information or its use. Please verify all of the Information before using it and don't make any investment decision except upon the advice of a professional financial adviser. Past performance is no guarantee of future results. The value and income derived from investments can go up or down. The Morningstar rating applies to funds having at least 3 years of history. It takes into account subscription fee, the yield without risk and the standard deviation to calculate for every fund its ratio MRAR (Morningstar Risk Adjust Return). Funds are then classified in decreasing order by MRAR: first 10 per cent receive 5 stars, the following 22,5 % 4 stars, the following 35 % 3 stars, following 22,5 % 2 stars, the last 10 % receive 1 star. Funds are classified within 180 European categories.

SRI Label

Created by the French Ministry of Finance in early 2016, with the support of Asset Management professionals, this public Label aims at giving Sustainable Responsible Investment (SRI) management an extra visibility with savers. It will make it easier for investors to identify financial products integrating Environmental, Social, and Governance (ESG) criteria into their investment process. To qualify for certification, funds must satisfy several requirements, including:

- Transparency vis-à-vis investors (in terms of investment objectives and process, analysis, portfolio holdings, etc.)
- Use of ESG criteria in investment decision making,
- Long-term approach to investing,
- Consistent voting and engagement policy,
- Measured and reported positive impacts.

More information on

www.lelabelisr.fr

The fund is a sub-fund of Mirova Funds, an investment company with variable capital (SICAV open-ended collective investment scheme) under Luxembourg law, approved by the supervisory authority (CSSF) as a UCITS domiciled at the address 5, allée Scheffer L-2520 Luxembourg - Business registration RCS Luxembourg B 177509. Natixis Investment Managers International - a portfolio management company authorized by the Autorité des Marchés Financiers (French Financial Markets Authority - AMF) under no. GP 90-009, and a public limited company (société anonyme) registered in the Paris Trade and Companies Register under no. 329 450 738. Registered office: 43 avenue Pierre Mendès France, 75013 Paris.

Mirova, is a French asset manager approved by the French market regulator, AMF (number GP02-014).

The distribution of this document may be limited in some countries. The fund cannot be sold in all jurisdictions; the local supervisory authority may limit the offering and the sale of its shares exclusively to certain types of investors.

The tax treatment for the shares or fund units held, acquired or sold depends on the status or the tax treatment of each investor, and may change. Please contact your financial advisor if you have any questions. Your financial advisor is responsible for ensuring that the offer and the sale of the shares in the fund comply with the governing national laws. **The fund may not be offered or sold in the USA, to citizens or residents of the USA, or in any other country or jurisdiction where it would be unlawful to offer or sell the fund.**

This document is provided for information purposes only. The investment processes and themes as well as the portfolio characteristics and interests are valid on the specified date and may be modified. References to a ranking, rating or award are not a guarantee of future performance and fluctuate over time. This document is not a prospectus and does not constitute an offer of shares. The information contained in this document may be updated occasionally and may differ from the information in the earlier or future versions of this document.

For more detailed information about this fund, as well as the charges, expenditure and risks, please contact your financial advisor to obtain, free of charge, a full prospectus, a Key Investor Information Document, a copy of the articles of association, half-yearly and annual reports and/or other documents and translations required in your jurisdiction. To find a financial advisory in your jurisdiction, please contact ClientServicingAM@natixis.com

-In the E.U. (ex UK and France) Provided by Natixis Investment Managers S.A. or one of its branch offices listed below. Natixis Investment Managers S.A. is a Luxembourg management company that is authorized by the Commission de Surveillance du Secteur Financier and is incorporated under Luxembourg laws and registered under n. B 115843. Registered office of Natixis Investment Managers S.A.: 2, rue Jean Monnet, L-2180 Luxembourg, Grand Duchy of Luxembourg.

Italy: Natixis Investment Managers S.A., Succursale Italiana (Bank of Italy Register of Italian Asset Management Companies no 23458.3). Registered office: Via Larga, 2 - 20122, Milan, Italy.

Germany: Natixis Investment Managers S.A., Zweigniederlassung Deutschland (Registration number: HRB 88541). Registered office: Im Trutz Frankfurt 55, Westend Carrée, 7. Floor, Frankfurt am Main 60322, Germany.

Netherlands: Natixis Investment Managers, Netherlands (Registration number 50774670). Registered office: World Trade Center Amsterdam, Strawinskylaan 1259, D-Tower, Floor 12, 1077 XX Amsterdam, the Netherlands. **Sweden:** Natixis Investment Managers, Nordics Filial (Registration number 516405-9601 - Swedish Companies Registration Office). Registered office: Kungsgatan 48 5tr, Stockholm 111 35, Sweden. **Spain:** Natixis Investment Managers, Sucursal en España. Registered office: Torre Colon II - Plaza Colon, 2 - 28046 Madrid, Spain.

-In France Provided by Natixis Investment Managers International-a portfolio management company authorized by the Autorité des Marchés Financiers (French financial Markets Authority-AMF) under no GP90-009, and a public limited company (société anonyme) registered in the Paris Trade and Companies Register under no 329450738. Registered office: 43 avenue Pierre Mendès France, 75013 Paris.

-In Switzerland Provided by Natixis Investment Managers, Switzerland Sàrl. Rue du Vieux Collège 10, 1204 Geneva, Switzerland or its representative office in Zurich, Schweizergasse 6, 8001 Zürich.

-In the U.K. Provided by Natixis Investment Managers UK Limited, authorized and regulated by the Financial Conduct Authority (register no. 190258). Registered Office: NGAM UK Limited, One Carter Lane, London, EC4V 5ER

-In Australia Provided by Natixis Investment Manager Australia Pty Limited (ABN 60 088 786 289) (AFSL No. 246830) and is intended for the general information of financial advisers and wholesale clients only.

-In Chile Esta oferta privada se inicia el día de la fecha de la presente comunicación. La presente oferta se acoge a la Norma de Carácter General N° 336 de la Superintendencia de Valores y Seguros de Chile. La presente oferta versa sobre valores no inscritos en el Registro de Valores o en el Registro de Valores Extranjeros que lleva la Superintendencia de Valores y Seguros, por lo que los valores sobre los cuales ésta versa, no están sujetos a su fiscalización. Que por tratarse de valores no inscritos, no existe la obligación por parte del emisor de entregar en Chile información pública respecto de estos valores. Estos valores no podrán ser objeto de oferta pública mientras no sean inscritos en el Registro de Valores correspondiente.

-In Colombia Provided by Natixis Investment Managers S.A. Oficina de Representación (Colombia) to professional clients for informational purposes only as permitted under Decree 2555 of 2010. Any products, services or investments referred to herein are rendered exclusively outside of Colombia. This material does not constitute a public offering in Colombia and is addressed to less than 100 specifically identified investors.

-In Uruguay Provided by Natixis Investment Managers Uruguay S.A., a duly registered investment advisor, authorised and supervised by the Central Bank of Uruguay. Office: San Lucar 1491, Montevideo, Uruguay, CP 11500. The sale or offer of any units of a fund qualifies as a private placement pursuant to section 2 of Uruguayan law 18,627.

-In Latin America Provided by Natixis Investment Managers S.A.

-In the DIFC Distributed in and from the DIFC financial district to Professional Clients only by Natixis Investment Managers Middle East (DIFC Branch) which is regulated by the DFSA. Related financial products or services are only available to persons who have sufficient financial experience and understanding to participate in financial markets within the DIFC, and qualify as Professional Clients as defined by the DFSA. Registered office: Office 603 - Level 6, Currency House Tower 2, PO Box 118257, DIFC, Dubai, United Arab Emirates.

-In Singapore Provided by Natixis Investment Managers Singapore (name registration no.53102724D), a division of Ostrum Asset Management Asia Limited (company registration no.199801044D). Registered address of Natixis Investment Managers Singapore: 5 Shenton Way, #22-05 UIC Building, Singapore 068808.

-In Hong Kong Provided by Natixis Investment Managers Hong Kong Limited to institutional/ corporate professional investors only.

-In Taiwan Provided by Natixis Investment Managers Securities Investment Consulting (Taipei) Co., Ltd., a Securities Investment Consulting Enterprise regulated by the Financial Supervisory Commission of the R.O.C. Registered address: 34F., No.68, Sec. 5, Zhongxiao East Road, Xinyi Dist., Taipei City 11065, Taiwan (R.O.C), license number 2018 FSC SICE No.024, Tel.+886 2 8789 2788.

-In the United States Provided by Natixis Distribution L.P. 888 Boylston St. Boston, MA 02199. Natixis Investment Managers includes all of the investment management and distribution entities affiliated with Natixis Distribution, L.P. and Natixis Investment Managers S.A.

-In Mexico Provided by Natixis IM Mexico, S. de R.L. de C.V., which is not a regulated financial entity or an investment manager in terms of the Mexican Securities Market Law (Ley del Mercado de Valores) and is not registered with the Comisión Nacional Bancaria y de Valores (CNBV) or any other Mexican authority. Any products, services or investments referred to herein that require authorization or license are rendered exclusively outside of Mexico. Natixis Investment Managers is an entity organized under the laws of France and is not authorized by or registered with the CNBV or any other Mexican authority to operate within Mexico as an investment manager in terms of the Mexican Securities Market Law (Ley del Mercado de Valores). Any use of the expression or reference contained herein to "Investment Managers" is made to Natixis Investment Managers and/or any of the investment management subsidiaries of Natixis Investment Managers, which are also not authorized by or registered with the CNBV or any other Mexican authority to operate within Mexico as investment managers.

This document may contain references to copyrights, indexes and trademarks that may not be registered in all jurisdictions. Third party registrations are the property of their respective owners and are not affiliated with Natixis Investment Managers or any of its related or affiliated companies (collectively "Natixis"). Such third party owners do not sponsor, endorse or participate in the provision of any Natixis services, funds or other financial products