



Invesco Developed Small and Mid-Cap Equity Fund

C-Acc Shares

31 March 2024

This marketing communication is for Professional investors in Continental European countries as defined in the important information section, Jersey, Guernsey and Dubai. Investors should read the legal documents prior to investing. This document may also be used by financial intermediaries in the United States as defined in the important information section.

Summary of fund objective

The objective of the Fund is to achieve long-term capital growth. The Fund seeks to achieve its objective by investing primarily in equities of small and mid-cap companies in developed markets. For the full objectives and investment policy please consult the current prospectus.

Key facts



Michael Oliveros
Managed fund since
July 2023

Share class launch

30 September 2011

Original fund launch ¹

14 December 1993

Legal status

Luxembourg SICAV with UCITS status

Share class currency

USD

Share class type

Accumulation

Fund size

USD 106.34 mn

Reference Benchmark

MSCI World Small Cap Index-NR

Bloomberg code

IGSCCAU LX

ISIN code

LU0607512851

Settlement date

Trade Date + 3 Days

Morningstar Rating™

★ ★ ★

Risk Indicator ²

Lower risk

Higher risk

1	2	3	4	5	6	7
---	---	---	---	---	---	---

Investment risks

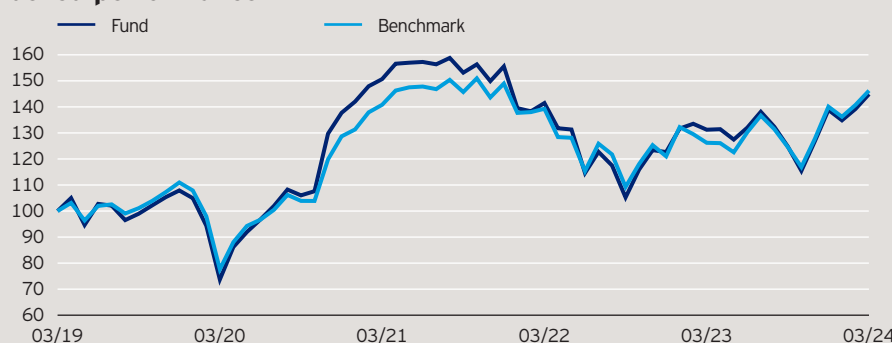
For complete information on risks, refer to the legal documents. The value of investments and any income will fluctuate (this may partly be the result of exchange rate fluctuations) and investors may not get back the full amount invested. Investments in small and medium sized companies involve greater risks than those customarily associated with larger companies.

Fund Strategy

The fund, which is predominately invested in developed markets, is managed as two regional sub-portfolios, EAFE (Europe, Australasia and Far East) and the US. Michael Oliveros is the lead fund manager and oversees the fund's asset allocation process and the day-to-day management of the EAFE sub-portfolio. Juan Hartsfield is responsible for stock selection within the US sub-portfolio. In terms of the EAFE portfolio, Michael is supported by specialists in Europe, Asia and Japan as well as drawing on the regional knowledge and experience of the broader Global Smaller Companies Group (GSCG).

Past performance does not predict future returns. The performance period shown here starts on the last day of the first indicated month and ends on the last day of the last indicated month.

Indexed performance*



Cumulative performance*

in %	YTD	YTD	1 month	1 year	3 years	5 years
Fund	4.37	4.37	4.09	10.42	-3.83	44.91
Benchmark	4.39	4.39	3.89	15.87	3.85	46.24

Calendar year performance*

in %	2019	2020	2021	2022	2023
Fund	24.39	27.63	12.95	-21.14	13.19
Benchmark	26.19	15.96	15.75	-18.75	15.76

Standardised rolling 12 month performance*

in %	03.14	03.15	03.16	03.17	03.18	03.19	03.20	03.21	03.22	03.23	03.24
Fund	-0.50	1.11	17.40	13.83	-8.52	-26.29	104.43	-6.11	-7.24	10.42	
Benchmark	3.50	-3.91	17.83	15.90	-1.50	-22.39	81.43	-1.09	-9.38	15.87	

The performance data shown does not take account of the commissions and costs incurred on the issue and redemption of units. Returns may increase or decrease as a result of currency fluctuations. The investment concerns the acquisition of units in an actively managed fund and not in a given underlying asset.

*Source: © 2024 Morningstar. Indexed performance: Performance of an investment of 100 in share class currency. Gross income re-invested to 31 March 2024 unless otherwise stated. All performance data on this factsheet is in the currency of the share class. Reference Benchmark Source: RIMES. The benchmark index is shown for performance comparison purposes only. The Fund does not track the index.

Invesco Developed Small and Mid-Cap Equity Fund

C-Acc Shares

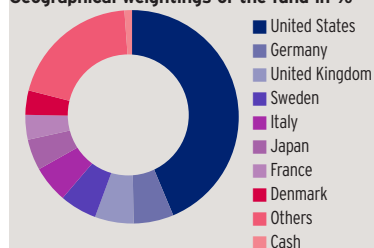
31 March 2024

Holdings and active weights*

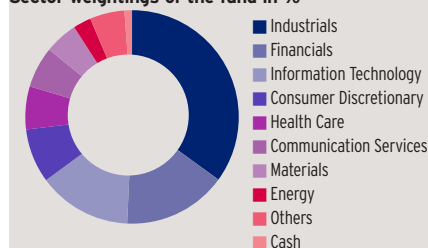
(total holdings: 121)

Top 10 holdings	%	Top 10 overweight	+	Top 10 underweight	-
Weatherford	1.8	Weatherford	1.7	MicroStrategy	0.3
Hypoport	1.7	Hypoport	1.7	EMCOR	0.2
Bufab	1.6	Bufab	1.6	Pure Storage 'A'	0.2
CTS Eventim	1.6	Coface	1.6	Saia	0.2
Coface	1.6	CTS Eventim	1.6	Nutanix 'A'	0.2
Fugro	1.6	Piovan	1.5	Lincoln Electric	0.2
Piovan	1.5	GVS	1.5	TopBuild	0.2
GVS	1.5	Fugro	1.5	Toll Brothers	0.2
VusionGroup	1.5	VusionGroup	1.5	Floor & Decor 'A'	0.2
Reply	1.4	Scout24	1.4	Reinsurance Group of America	0.2

Geographical weightings of the fund in %*



Sector weightings of the fund in %*



Geographical weightings*

in %	Fund	Bench mark
United States	43.7	60.3
Germany	6.1	1.7
United Kingdom	5.9	5.0
Sweden	5.6	2.1
Italy	5.6	1.2
Japan	4.7	12.3
France	3.8	1.2
Denmark	3.7	0.8
Others	19.9	15.4
Cash	1.1	0.0

Sector weightings*

in %	Fund	Bench mark
Industrials	35.0	20.6
Financials	15.7	14.9
Information Technology	14.2	11.1
Consumer Discretionary	8.2	13.5
Health Care	6.5	9.7
Communication Services	6.2	2.8
Materials	5.0	7.5
Energy	2.7	5.1
Others	5.3	14.8
Cash	1.1	0.0

Financial characteristics*

Average weighted market capitalisation	USD 4.87 bn
Median market capitalisation	USD 3.91 bn

NAV and fees

Current NAV

USD 114.91

12 month price high

USD 114.91 (28/03/2024)

12 month price low

USD 90.32 (26/10/2023)

Minimum investment ³

USD 1,000,000

Entry charge

Up to 5.00%

Annual management fee

0.95%

Ongoing charges ⁴

1.27%

3 year characteristics**

Alpha	-2.43
Beta	1.00
Correlation	0.97
Information ratio	-0.53
Sharpe ratio	-0.21
Tracking error in %	4.75
Volatility in %	19.78

For detailed information about the 3 year characteristics please see <http://assets.invescohub.com/invesco-eu/glossary.pdf>.

Source: *Invesco. Costs may increase or decrease as result of currency and exchange rate fluctuations. Consult the legal documents for further information on costs. Portfolio weightings and allocations are subject to change. The weightings for each breakdown are rounded to the nearest tenth or hundredth of a percent; therefore, the aggregate weights for each breakdown may not equal 100%. The top 10 overweight and underweight positions represent the largest weighting differences between the fund and the benchmark. **Morningstar.

Invesco Developed Small and Mid-Cap Equity Fund

C-Acc Shares

31 March 2024

Important Information

¹The Original Fund Launch date relates to the previous fund named: Invesco Global Smaller Companies Equity Fund, which was renamed to Invesco Developed Small and Mid-Cap Equity Fund on 6 December 2018.

²The Risk Indicator is subject to change and is correct based on the data available at the time of publication.

³The minimum investment amounts are: USD 1,000,000 / EUR 800,000 / GBP 600,000 / CHF 1,000,000 / SEK 7,000,000. Please contact us or refer to the most up to date Prospectus for details of minimum investment amounts in other currencies.

⁴The Ongoing Charges figure includes the annual management fee and other administrative or operating costs. It is a percentage of the value of your investment per year. This is an estimate based on actual costs over the last year. It excludes portfolio transaction costs except in the case of an entry or exit charge paid by the Fund when buying or selling shares/units in another fund.

This marketing communication is exclusively for use by Professional investors in Continental Europe, Jersey, Guernsey and Dubai. This communication may also be used by financial intermediaries in the United States as defined below. It is not intended for and should not be distributed to the public. For the purpose of the distribution of this document, Continental Europe is defined as Austria, Switzerland, Germany, Spain, Finland, France, Italy, Luxembourg, Netherlands, Norway, Sweden. By accepting this material, you consent to communicate with us in English, unless you inform us otherwise. Data as at 31 March 2024, unless otherwise stated.

This is marketing material and not financial advice. It is not intended as a recommendation to buy or sell any particular asset class, security or strategy. Regulatory requirements that require impartiality of investment/investment strategy recommendations are therefore not applicable nor are any prohibitions to trade before publication. Views and opinions are based on current market conditions and are subject to change. For information on our funds and the relevant risks, refer to the Key Information Documents/Key Investor Information Documents (local languages) and Prospectus (English, French, German, Spanish, Italian), and the financial reports, available from www.invesco.eu. A summary of investor rights is available in English from www.invescomanagementcompany.lu. The management company may terminate marketing arrangements. Not all share classes of this fund may be available for public sale in all jurisdictions and not all share classes are the same nor do they necessarily suit every investor.

© 2024 Morningstar. All rights reserved. The information contained herein: (1) is proprietary to Morningstar and/or its content providers; (2) may not be copied or distributed; and (3) is not warranted to be accurate, complete or timely. Neither Morningstar nor its content providers are responsible for any damages or losses arising from any use of this information.

Issued by Invesco Management S.A., President Building, 37A Avenue JF Kennedy, L-1855 Luxembourg, regulated by the Commission de Surveillance du Secteur Financier, Luxembourg. **Jersey:** Consent under the Control of Borrowing (Jersey) Order 1958 (the "COBO Order") has not been obtained for the circulation of this document. The offer that is the subject of this document may only be made in Jersey where it is valid in the United Kingdom. **In Guernsey the fund can only be promoted to Professional Clients.** **Switzerland:** Issued in Switzerland by Invesco Asset Management (Schweiz) AG, who act as representative for the funds distributed in Switzerland. Paying agent in Switzerland: BNP PARIBAS, Paris, Zurich Branch, Selnaustrasse 16 8002 Zürich. The Prospectus, Key Information Document, and financial reports may be obtained free of charge from the Representative. The funds are domiciled in Luxembourg. **Dubai:** Issued for Professional Clients only by Invesco Asset Management Limited, Index Tower Level 6 - Unit 616, P.O. Box 506599, Al Mustaqbal Street, DIFC, Dubai, United Arab Emirates. Regulated by the Dubai Financial Services Authority. **Additional information for financial intermediaries in the United States:** This document is intended for distribution to US financial intermediaries for informational purposes and in relation to their activities with offshore clients only. The Funds are not registered under any US securities law, and may not be offered or sold directly or indirectly in the US, its territories or possessions, nor to any US persons, citizens or residents. The Fund must not be marketed on US soil. Issued in the US by Invesco Distributors, Inc., 11 Greenway Plaza, Suite 1000, Houston, Texas 77046, USA. Invesco Distributors, Inc. is the appointed US sub-distributor of the Invesco Funds SICAV. All entities are indirect, wholly owned subsidiaries of Invesco Ltd.

31 March 2024