

Capital Group Emerging Markets Total Opportunities (LUX)

Objective

The fund seeks to provide long-term growth and preservation of capital with lower volatility of returns than emerging market equities by investing in equity and fixed income securities in eligible investment countries.

The Capital Advantage

Since 1931 our firm, Capital Group, has been singularly focused on delivering superior, consistent results for long-term investors using high-conviction portfolios, rigorous research and individual accountability. Capital is one of the world's first emerging market investors, investing in emerging markets for over 25 years.

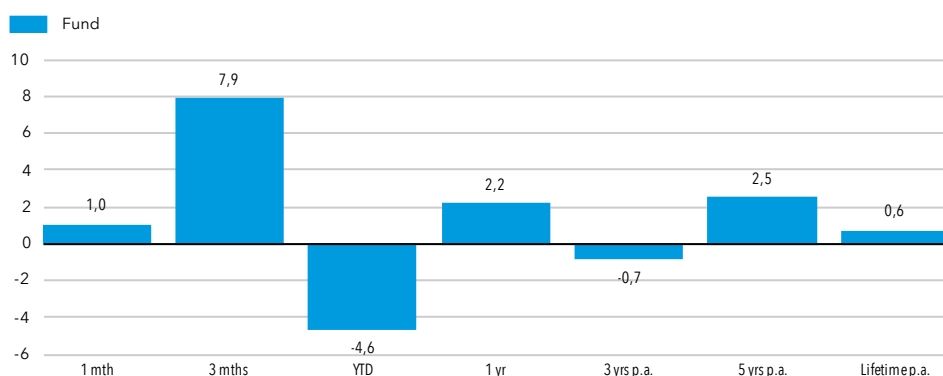
Fund essentials

Launch date	1 February 2008
Fund size	CHF 1.004 million
Number of holdings	198
Turnover	77,8%
Gross income yield	4,8%
Net income yield	4,7%

Turnover is calculated over the last 12 months as the lesser of monthly purchases and sales divided by average net assets.

Yield is calculated over the same period as income earned by the fund, on both a before (gross) as well as an after (net) withholding taxes basis (in each case before fees), divided by average total net assets. This differs from the yield of each share class.

Fund results in CHF (Bh-CHF shares) as at 31 August 2020, %



Calendar year, %

	2012	2013	2014	2015	2016	2017	2018	2019
Fund	12,5	-5,6	2,1	-11,3	7,2	13,2	-12,7	12,6

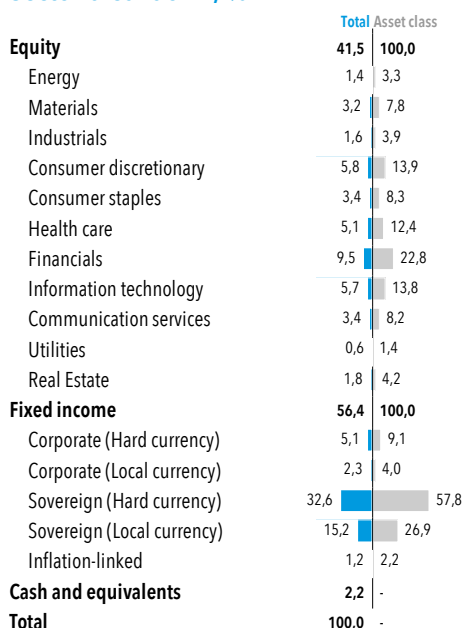
1 year to 31 Aug, %

	2012	2013	2014	2015	2016	2017	2018	2019	2020
Fund	7,3	-1,7	8,8	-14,4	6,4	8,6	-7,2	3,2	2,2

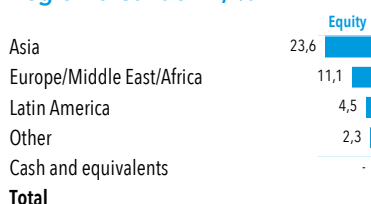
Fund results are shown after fees and expenses and are calculated as the increase or decrease in net asset value of the fund over the relevant period. The net asset value is calculated based on close-of-business prices for performance and fee calculation purposes only. No dealing activity can be based on such net asset value. Please refer to capitalgroup.com/europe for further information on net asset value applicable to any dealing activity in the fund, and for other share classes; these have different fees and expenses, and returns will differ. Results data does not take account of costs incurred on the issue of shares. Inception of the fund share class on 14 July 2011. Results prior to this relate to the older share classes, adjusted where necessary to reflect the management fee of the recipient share class. Past results are not a guarantee of future results. Source: Capital Group.

Portfolio managers	Based in	Years at Capital
Arthur Caye	Geneva	15
Luis Freitas de Oliveira	Geneva	26
Patricio Ciarfaglia	London	11

Sector breakdown, %



Region breakdown, %



Reference information

Fiscal year end	31 December
Dealing frequency	Daily
Domicile	Luxembourg
Investment adviser	Capital Research and Management Company
Base currency	USD

Sector and region breakdowns are data that are likely to change over time and do not constitute a commitment from the management company.

Top 10 holdings

	Sector	Country	Type	Rating	Duration	% Fund
Russia Government	Sovereign - Local	Russia	Fixed income	BBB	5,2	2,8
China Government	Sovereign - Local	China	Fixed income	A	10,4	2,3
Ukraine Government	Sovereign - Hard Currency	Ukraine	Fixed income	B	9,2	2,3
Dominican Rep Govt.	Sovereign - Hard Currency	Dominican Rep	Fixed income	BB	9,4	2,3
Romania Government	Sovereign - Hard Currency	Romania	Fixed income	BBB	11,2	2,0
Mexico Government	Sovereign - Local	Mexico	Fixed income	BBB	6,0	2,0
Alibaba	Consumer Discretionary	China	Equity	-	-	1,9
Petroleos Mexicanos	Corporate - Local	Mexico	Fixed income	BBB	3,8	1,9
Qatar Government	Sovereign - Hard Currency	Qatar	Fixed income	AA	7,0	1,8
Tunisia Government	Sovereign - Hard Currency	Tunisia	Fixed income	B	2,9	1,8

Rating is based on S&P or alternatively Moody's where an S&P rating is not available for an individual holding.

Duration is effective duration, which takes into account that expected cash flows will fluctuate when interest rates change and is expressed in years to maturity.

Data is likely to change over time and does not constitute a commitment from the management company.

Share class information (further share classes available at capitalgroup.com/europe)

Class	NAV	Management fee p.a.	TER	Dividend yield	Min. investment	Bloomberg	ISIN	SEDOL
Bh-CHF (Acc)	CHF 10,43	1,750%	1,90%	n/a	none	CIEMBHC LX	LU0637577726	B6QBD80

Dividend yield It represents the ratio of dividends paid over the last 12 months to the Net Asset Value as of the last month end. However, an annualized dividend yield is calculated on the basis of the most recent dividend payment when, in the last 12 months, i) a share class has been launched for the first time or ii) a share class changed its dividend payment frequency or iii) the dividend payment frequency was modified as a result of a corporate event (for instance a special dividend distribution or a closure and relaunch of the share class).

The charges you pay are used to pay the costs of running the fund, including the costs of marketing and distributing it. These charges reduce the potential growth of your investment. In addition to the Total Expense Ratio (TER), entry charges may apply according to provisions described in the Prospectus. Data is likely to change over time and does not constitute a commitment from the management company. Past results are not a guarantee of future results.

Total Expense Ratio (TER) is calculated over the last 12 months with a one month lag. TER data is therefore as at 31 July 2020.

This material, issued by Capital International Management Company Sàrl ("CIMC"), 37A avenue J.F. Kennedy, L-1855 Luxembourg, is distributed for information purposes only. CIMC is regulated by the Commission de Surveillance du Secteur Financier ("CSSF" - Financial Regulator of Luxembourg) and manages the fund which is a sub-fund of Capital International Fund. The fund is organised as an investment company with variable capital ("SICAV") under the laws of the Grand Duchy of Luxembourg and authorised by the CSSF as a UCITS. All information is as at the date indicated unless otherwise stated and is subject to change.

To obtain a list of distributors of the fund please visit CNMV.es. Capital International Fund is registered with the Comisión Nacional del Mercado de Valores ("CNMV") under the number 983.

Risk factors you should consider before investing:

- This material is not intended to provide investment advice or be considered a personal recommendation.
- The value of investments can go down as well as up and you may lose some or all of your initial investment.
- Past results are not a guarantee of future results.
- If the currency in which you invest strengthens against the currency in which the underlying investments of the fund are made, the value of your investment will decrease.
- The Prospectus and Key Investor Information Document set out risks, which, depending on the fund, may include risks associated with investing in fixed income, emerging markets and/or high-yield securities. Emerging markets are volatile and may suffer from liquidity problems.

Other important information:

The fund is offered only by Prospectus, together, where applicable, with the Key Investor Information Document. These documents, together with the latest Annual and Semi-Annual Reports and any documents relevant to local legislation, contain more complete information about the fund, including relevant risks, charges and expenses, and should be read carefully before investing. However, these documents and other information relating to the fund will not be distributed to persons in any country where such distribution would be contrary to law or regulation. They can be accessed online at capitalgroup.com/europe, where the latest daily prices are also available.

The tax treatment depends on individual circumstances and may be subject to change in future. Investors should seek their own tax advice. This information is neither an offer nor a solicitation to buy or sell any securities or to provide any investment service. © 2020 Capital Group. All rights reserved.