

# Schroder International Selection Fund

## Global High Yield

A Accumulation SEK Hedged Share Class

### Fund Launch Date

16 April 2004

### Total Fund Size (Million)

USD 3,131.9

### Share Price End of Month (SEK)

1,213.65

### Total number of holdings

417

### Benchmark

Barclays Capital Global High Yield Corp.  
USD Hedged 2% cap (SEK Hedged)\*

### Fund Manager

Wesley Sparks

### Managed fund since

16 April 2004

### Running Yield

7.28 %

### Effective Duration of Fund in Years

3.99

### Effective Duration of Index in Years

4.04

### Effective Yield

6.62 %

### Option Adjusted Spread of Fund

478 bp

### Option Adjusted Spread of Index

448 bp

### Average Credit Rating

B+

### Annual Volatility over 3 years (%)

6.74

The Running Yield reflects the income related to the Coupons of the instruments held in the portfolio as a percentage of their market value. The figure shown is a market value weighted average for the whole portfolio. It does not include any preliminary charge and investors may be subject to tax on distributions.

Note: 100% of assets will be currency hedged.

## Investment Objective and Policy

To provide a return of capital growth and income primarily through investment in a portfolio of bonds and other fixed and floating rate securities denominated in various currencies and issued by governments, government agencies, supranational and corporate issuers worldwide. A minimum of 70% of the net assets of the Fund will be invested in securities with a credit rating below investment grade (as measured by Standard & Poor's or any equivalent grade of other credit rating agencies).

## Risk Considerations

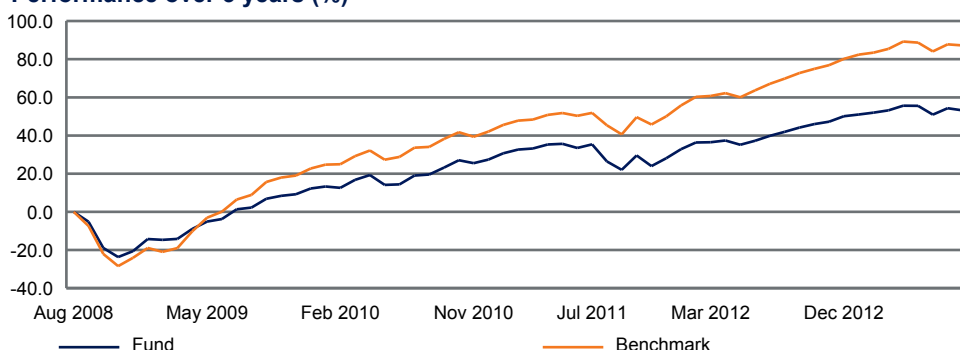
Investments in debt securities are primarily subject to interest rate, credit and default risks and, potentially, to currency exchange rate risk. This fund may use financial derivative instruments as a part of the investment process. This may increase the fund's price volatility by amplifying market events.

## Performance Analysis

Performance (%)	1 month	3 months	6 months	YTD	1 year	3 years	5 years	Since Launch
Fund	-0.7	-1.5	0.8	2.0	7.9	28.1	53.2	79.4
Benchmark	-0.3	-0.8	2.0	3.9	10.2	39.6	87.2	122.4

Discrete Yearly Performance (%)	Q2/2012 - Q2/2013	Q2/2011 - Q2/2012	Q2/2010 - Q2/2011	Q2/2009 - Q2/2010	Q2/2008 - Q2/2009
Fund	10.0	2.8	16.7	19.0	-3.9
Benchmark	12.5	8.9	16.7	28.7	-0.5

### Performance over 5 years (%)



**Past performance is not a reliable indicator of future results, prices of shares and the income from them may fall as well as rise and investors may not get back the amount originally invested.**

All fund performance data are on a NAV to NAV basis, net income reinvested. Data is not available for the time periods with no % growth stated. In case a share class is created after the fund's launch date, a simulated past performance is used, based upon the performance of an existing share class within the fund, taking into account the difference in the Total Expense Ratio and including the impact of any performance fees if applicable.

Some performance differences between the fund and the benchmark may arise because the fund performance is calculated at a different valuation point from the benchmark.

Source : Schroders

In August 2005 the Barclays Global High Yield Corporate 2% Cap Index replaced the Barclays Global High Yield Corporate Index. The full track record of the previous index has been kept and chain linked to the new one.

\* The index has been hedged by Schroders to reflect the currency of the share class.



# Schroders

## Holdings Analysis

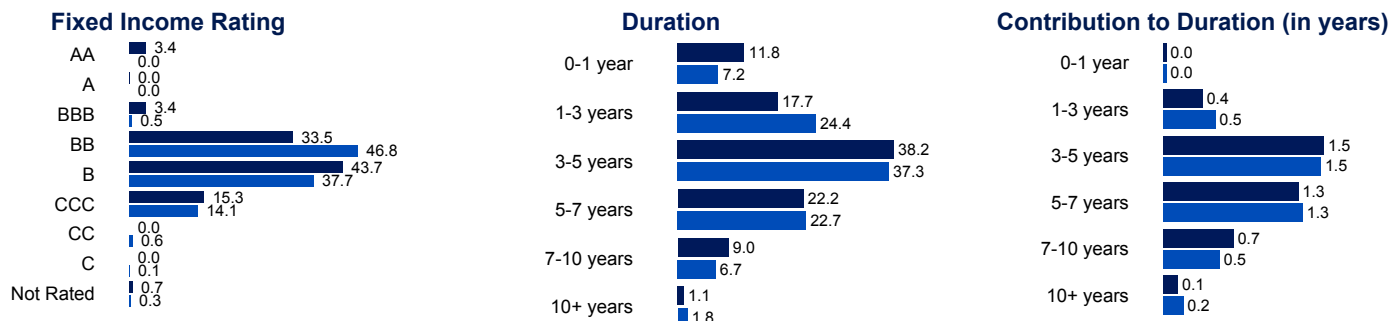
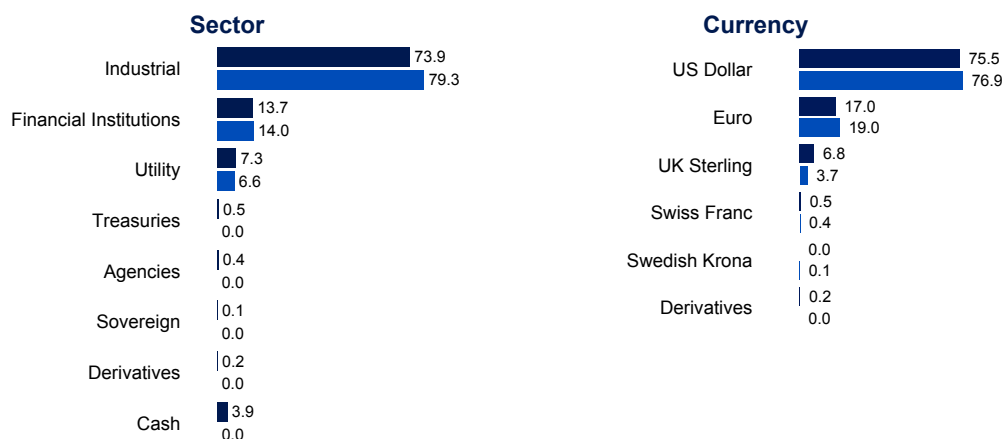
Top 10 Holdings	Sector	% NAV
1. Schroder ISF EURO High Yield	Not Classified	4.5
2. Niska Gas Storage 8.875% 15/03/2018	Utility	0.9
3. Nara Cable Funding 8.875% 01/12/2018	Industrial	0.9
4. Nes Rentals Holdings 7.875% 01/05/2018	Industrial	0.7
5. Ally Financial 7.5% 15/09/2020	Financial Institutions	0.7
6. Landry's Restaurants 9.375% 01/05/2020	Industrial	0.7
7. Intelsat 8.125% 01/06/2023	Industrial	0.7
8. Koninklijke KPN 7% 28/03/2073	Industrial	0.7
9. Viking Cruises 8.5% 15/10/2022	Industrial	0.7
10. ArcelorMittal 7.5% 15/10/2039	Industrial	0.7
<b>Total</b>		<b>11.3</b>

## Asset Allocation (%)

Fund  
Benchmark

Credit ratings are calculated using asset ratings from different rating agencies. Non-rated assets are rated as the government issuing or guaranteeing them.

Source: Schroders



## Information

Schroder Investment Management (Luxembourg) S.A.  
5, rue Höhenhof  
1736 Senningerberg  
Luxembourg

Tel.: (352) 341 342 212

Fax: (352) 341 342 342

For your security, all telephone calls are recorded.

	Accumulation
<b>SEDOL</b>	B4P1C98
<b>Bloomberg</b>	SCHHYSA:LX
<b>Reuters</b>	LU0665709670.LUF
<b>ISIN</b>	LU0665709670
<b>Fund Base Currency</b>	USD
<b>Dealing Frequency</b>	Daily (13:00 CET)
<b>Maximum Initial Fee</b>	3.00 % of gross investment amount
<b>Annual Management Fee</b>	1.00 %
<b>Minimum Investment Amount</b>	EUR 1000 or USD 1000 or their near equivalent in any other freely convertible currency. The minimum subscription amount may be waived at the Directors' discretion.

Third party data is owned or licensed by the data provider and may not be reproduced or extracted and used for any other purpose without the data provider's consent. Third party data is provided without any warranties of any kind. The data provider and issuer of the document shall have no liability in connection with the third party data. The Prospectus and/or [www.schroders.com](http://www.schroders.com) contain additional disclaimers which apply to the third party data.

This document does not constitute an offer to anyone, or a solicitation by anyone, to subscribe for shares of Schroder International Selection Fund (the "Company"). Nothing in this document should be construed as advice and is therefore not a recommendation to buy or sell shares. Subscriptions for shares of the Company can only be made on the basis of its latest prospectus and Key Investor Information Document together with the latest audited annual report (and subsequent unaudited semi-annual report, if published), copies of which can be obtained, free of charge, from Schroder Investment Management (Luxembourg) S.A., 5, rue Höhenhof, L-1736 Senningerberg, Luxembourg. The Company is a Luxembourg-registered UCITS recognised in the UK under Section 264 of the Financial Services and Markets Act 2000. There will be no right to cancel any agreements to purchase shares under section 6.7 of the UK Financial Services Conduct of Business Sourcebook. All or most of the protection provided by the UK regulatory system does not apply to investments in the Company and compensation will not be available under the UK Financial Services Compensation Scheme.

This document is issued by Schroder Investment Management (Luxembourg) S.A., 5, rue Höhenhof, L-1736 Senningerberg, Luxembourg. Registered No. B 37.799. Approved for issue in the UK by Schroder Investment Management Limited, 31, Gresham Street, London EC2V 7QA. Authorised and regulated by the Financial Conduct Authority. Schroders has expressed its own views and opinions in this document and these may change.