

## Robeco BP US Select Opportunities Equities I USD

Robeco BP US Select Opportunities Equities is an actively managed fund that invests in mid-cap stocks in the United States. The selection of these stocks is based on fundamental analysis. The fund's objective is to achieve a better return than the index. The fund is primarily composed of stocks with a market capitalization of more than USD 750 million. Its bottom-up stock-selection process seeks to find undervalued stocks and is guided by a disciplined value approach, intensive internal research and risk aversion.



**Steven L. Pollack, CFA**  
Fund manager since 01-09-2011

### Performance

	Fund	Index
1 m	0.54%	-0.47%
3 m	5.27%	1.27%
Ytd	-1.41%	-4.72%
1 Year	16.11%	13.75%
2 Years	22.28%	20.54%
3 Years	14.09%	12.74%
5 Years	9.76%	9.18%
10 Years	12.68%	11.93%
Since 09-2011	13.87%	12.87%

Annualized (for periods longer than one year)

Note: due to a difference in measurement period between the fund and the index, performance differences may arise. For further info, see last page.

### Calendar year performance

	Fund	Index
2021	26.58%	28.34%
2020	5.24%	4.96%
2019	30.93%	27.06%
2018	-15.79%	-12.29%
2017	15.36%	13.34%
2019-2021	20.37%	19.62%
2017-2021	11.12%	11.22%

Annualized (years)

### Index

Russell Mid Cap Value index (Gross Total Return, USD)

### General facts

Morningstar	★★★★★
Type of fund	Equities
Currency	USD
Total size of fund	USD 874,006,194
Size of share class	USD 382,186,800
Outstanding shares	987,623
1st quotation date	20-09-2011
Close financial year	31-12
Ongoing charges	0.83%
Daily tradable	Yes
Dividend paid	No
Ex-ante tracking error limit	-
Management company	Robeco Institutional Asset Management B.V.

### Sustainability profile

- Exclusions
- ESG Integration
- Voting & Engagement
- ESG Target

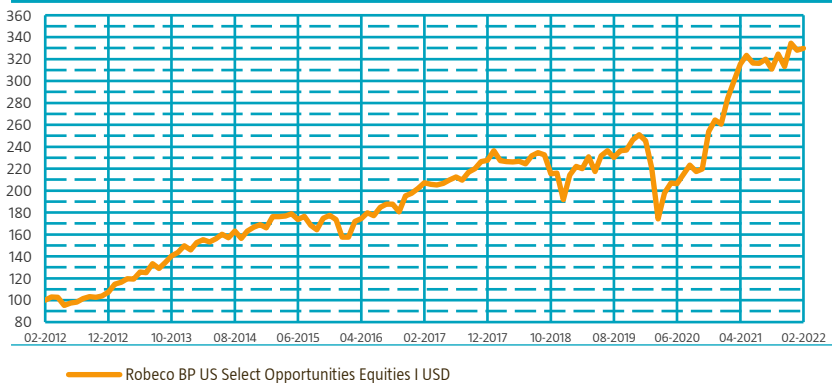
Footprint target

Better than index

For more information on exclusions see <https://www.robeco.com/exclusions/>

### Performance

Indexed value (until 28-02-2022) - Source: Robeco



### Performance

Based on transaction prices, the fund's return was 0.54%.

Robeco BP US Select Opportunities strongly outperformed the Russell Mid Cap Value Index, with stock selection driving relative performance. Strong stock selection came in the industrials and financials sectors of the market. Within industrials, off-benchmark holding L3Harris Technologies led the way, followed by Howmet Aerospace, BWX Technologies and Leidos Holdings. Outperformance in these names can largely be attributed to the conflict in Ukraine, as defense spending in the US and Europe ticked up through the month. In financials, Fifth Third Bancorp, Discover and off-benchmark holding American International Group contributed to overall performance, all rising over 6% for the month. Insurers AON and Everest Re also contributed to overall performance, as increasing bond yields and implied monetary policy aided their portfolios. Stock selection in communication services also aided overall performance, as off-benchmark holding TEGNA and overweight NortonLifeLock rose 18% and 12%, respectively. Contributions to sector allocation came from the fund's underweight exposure to defensive areas (utilities, real estate), and overweight exposure to energy.

### Market development

US equities, with the exception of small caps, continued to decline in the second month of the year, with rising interest rates, inflationary fears and the war in Ukraine weighing on markets. Value increased its outperformance over growth in the year, with small-cap value equities posting gains of 1.66% in February, while large and mid-cap value equities convincingly outperformed their growth counterparts, albeit in negative territory.

### Expectation of fund manager

We continue to monitor the global market reaction to the conflict in Eastern Europe. As we maintain portfolios with a consistent, bottom-up stock selection approach, we do not try to position around geopolitical or macroeconomic events. The fund has no direct exposure to any companies based in Russia or Ukraine. The analysts will continue to update the portfolio managers as to the business impact due to the conflict of any companies that have any indirect revenue exposure to these countries. Regarding value, the balance in the portfolio between value, fundamentals and momentum is important now due to the potential of slowing economic conditions because of the conflict. The market has started to present some attractive opportunities of late and we have taken advantage of some, but we are being patient as the macro backdrop is cloudy due to tightening monetary policy, inflation, supply chain disruptions and the situation in Ukraine. As always, the fund remains well positioned, with holdings that reflect Boston Partners' three-circle characteristics – attractive valuations, solid business fundamentals and identifiable catalysts.

### Top 10 largest positions

TE Connectivity and Discover Financial Services entered the top ten, while CenterPoint Energy and Eaton Corp exited.

### Fund price

28-02-22	USD	388.70
High Ytd (14-01-22)	USD	405.87
Low Ytd (23-02-22)	USD	377.20

### Fees

Management fee	0.70%
Performance fee	None
Service fee	0.12%
Expected transaction costs	0.38%

### Legal status

Investment company with variable capital incorporated under Luxembourg law (SICAV)  
 Issue structure Open-end  
 UCITS V Yes  
 Share class I USD  
 This fund is a subfund of Robeco Capital Growth Funds, SICAV

### Registered in

Austria, Chile, Finland, France, Germany, Ireland, Italy, Luxembourg, Netherlands, Singapore, Spain, Switzerland, United Kingdom

### Currency policy

Investments are predominantly made in securities denominated in US dollars. The subfund is denominated in US dollars

### Risk management

Risk management is fully integrated into the investment process to ensure that positions always meet predefined guidelines.

### Dividend policy

No dividend is distributed. All returns are reinvested and translated into price gains.

### Fund codes

ISIN	LU0674140123
Bloomberg	RUSOEIU LX
Sedol	BDFMD91
WKN	A1JQ15
Valoren	13762367

### Top 10 largest positions

#### Holdings

Ameriprise Financial Inc
Fifth Third Bancorp
KeyCorp
AutoZone Inc
Huntington Bancshares Inc/OH
Dover Corp
Schlumberger NV
East West Bancorp Inc
TE Connectivity Ltd
Discover Financial Services
<b>Total</b>

Sector	%
Financials	2.33
Financials	2.30
Financials	1.80
Consumer Discretionary	1.79
Financials	1.70
Industrials	1.57
Energy	1.54
Financials	1.45
Information Technology	1.34
Financials	1.34
<b>Total</b>	<b>17.16</b>

### Top 10/20/30 weights

TOP 10	17.16%
TOP 20	29.42%
TOP 30	39.65%

### Statistics

	3 Years	5 Years
Tracking error ex-post (%)	3.37	3.16
Information ratio	0.66	0.46
Sharpe ratio	0.65	0.50
Alpha (%)	2.20	1.41
Beta	0.98	0.99
Standard deviation	21.72	19.03
Max. monthly gain (%)	15.62	15.62
Max. monthly loss (%)	-20.92	-20.92

Above mentioned ratios are based on gross of fees returns.

### Hit ratio

	3 Years	5 Years
Months outperformance	18	31
Hit ratio (%)	50.0	51.7
Months Bull market	24	41
Months outperformance Bull	12	20
Hit ratio Bull (%)	50.0	48.8
Months Bear market	12	19
Months Outperformance Bear	6	11
Hit ratio Bear (%)	50.0	57.9

Above mentioned ratios are based on gross of fees returns.


### Changes

The fund name Robeco US Select Opportunities Equities was changed to Robeco BP US Select Opportunities Equities, as of 31 August 2016.

### Sustainability

The fund incorporates sustainability in the investment process via exclusions, ESG integration, a carbon target, engagement and voting. Through exclusions the fund avoids investments in issuers that are in breach of international norms or where activities have been deemed detrimental to society following Robeco's exclusion policy. Financially material ESG factors are integrated in the bottom-up investment analysis to assess the sustainability risk profile of companies. In the stock selection the fund limits exposure to elevated sustainability risks. The fund also targets a lower carbon footprint compared to the reference index. In addition, where a stock issuer is flagged for breaching international standards in the ongoing monitoring, the issuer will become subject to engagement. Lastly, the fund makes use of shareholder rights and applies proxy voting in accordance with Robeco's proxy voting policy.

### Asset Allocation

Asset allocation		
Equity		97.9%
Cash		2.1%





















### Sector allocation

During February, the fund closed out six positions in energy, industrials, materials, healthcare, consumer discretionary and financials, and opened two positions, one in information technology and the other in healthcare. Over 50% of the fund is invested in three sectors – industrials, financials and consumer discretionary.

Sector allocation			Deviation index	
Industrials	<div></div>	19.1%	<div></div>	4.9%
Financials	<div></div>	18.8%	<div></div>	1.7%
Consumer Discretionary	<div></div>	13.8%	<div></div>	3.8%
Information Technology	<div></div>	9.7%	<div></div>	0.1%
Health Care	<div></div>	9.5%	<div></div>	1.7%
Energy	<div></div>	8.7%	<div></div>	2.1%
Real Estate	<div></div>	7.1%	<div></div>	-4.2%
Materials	<div></div>	5.3%	<div></div>	-2.5%
Utilities	<div></div>	4.0%	<div></div>	-3.3%
Consumer Staples	<div></div>	2.0%	<div></div>	-2.6%
Communication Services	<div></div>	2.0%	<div></div>	-1.6%

### Country allocation

The fund invests only in stocks that are quoted on a US stock exchange.

Country allocation		Deviation index	
United States	 98.7%	 -0.8%	
Netherlands	 0.6%	 0.4%	
Israel	 0.4%	 0.4%	
Italy	 0.3%	 0.3%	
Panama	 0.0%	 0.0%	
Brazil	 0.0%	 0.0%	
United Kingdom	 0.0%	 0.0%	
China	 0.0%	 -0.3%	
Cash and other instruments	 0.0%	 0.0%	
Luxembourg	 0.0%	 0.0%	

### Currency allocation

N/A

Currency allocation		Deviation index	
U.S. Dollar	<div><div></div></div> 100.0%	<div><div></div></div>	0.0%

## Investment policy

Robeco BP US Select Opportunities Equities is an actively managed fund that invests in mid-cap stocks in the United States. The selection of these stocks is based on fundamental analysis. The fund's objective is to achieve a better return than the index. The fund promotes ESG (environmental, social and corporate governance) characteristics within the meaning of Article 8 of the European Sustainable Finance Disclosure Regulation. In addition, the fund integrates ESG, applies Robeco's Exclusion Policy (which is based on exclusion criteria for products including controversial weapons, tobacco, palm oil, and fossil fuel and uses proxy voting and engagement). The fund also aims for an improved carbon footprint compared to the benchmark. The fund is primarily composed of stocks with a market capitalization of more than USD 750 million. Its bottom-up stock-selection process seeks to find undervalued stocks and is guided by a disciplined value approach, intensive internal research and risk aversion. Benchmark: Russell Mid Cap Value index (Gross Total Return, EUR). The majority of stocks selected will be components of the benchmark, but stocks outside the benchmark may be selected too. While the investment policy is not constrained by a benchmark, the fund may use one for comparison purposes. The fund can deviate substantially from the issuer, country and sector weightings of the benchmark. There are no restrictions on the deviation from the benchmark. The Benchmark is a broad market-weighted index that is not consistent with the ESG characteristics promoted by the fund.

## Fund manager's CV

Mr. Pollack is the equity portfolio manager for Boston Partners Mid Cap Value Equity product. He is in his fifteenth year with the firm. He joined the firm from Hughes Investments where he spent twelve years as an equity portfolio manager, managing value equity across the market capitalization spectrum. He also oversaw the outside investment managers who manage assets for Hughes' pension plan. He began his career at Hughes as an Investment Analyst where he spent four years covering a variety of industries and sectors. Prior to that, he was with Remington, Inc., and Arthur Anderson & Co. Mr. Pollack is a graduate from Georgia Institute of Technology and holds an M.B.A. from The Anderson School of Management at the University of California at Los Angeles. He holds the Chartered Financial Analyst® designation. He has thirty-one years of investment experience.

## Fiscal product treatment

The fund is established in Luxembourg and is subject to the Luxembourg tax laws and regulations. The fund is not liable to pay any corporation, income, dividend or capital gains tax in Luxembourg. The fund is subject to an annual subscription tax ('tax d'abonnement') in Luxembourg, which amounts to 0.01% of the net asset value of the fund. This tax is included in the net asset value of the fund. The fund can in principle use the Luxembourg treaty network to partially recover any withholding tax on its income.

## MSCI disclaimer

Source MSCI. MSCI makes no express or implied warranties or representations and shall have no liability whatsoever with respect to any MSCI data contained herein. The MSCI data may not be further redistributed or used as a basis for other indices or any securities or financial products. This report is not approved, endorsed, reviewed or produced by MSCI. None of the MSCI data is intended to constitute investment advice or a recommendation to make (or refrain from making) any kind of investment decision and may not be relied on as such.

## Morningstar

Copyright © Morningstar Benelux. All Rights Reserved. The information contained herein: (1) is proprietary to Morningstar and/or its content providers; (2) may not be copied or distributed; and (3) is not warranted to be accurate, complete or timely. Neither Morningstar nor its content providers are responsible for any damages or losses arising from any use of this information. Past performance is no guarantee of future results. For more information on Morningstar, please refer to [www.morningstar.com](http://www.morningstar.com)

## Disclaimer

This document has been carefully prepared by Robeco Institutional Asset Management B.V. (Robeco). The information contained in this publication is based upon sources of information believed to be reliable. Robeco is not answerable for the accuracy or completeness of the facts, opinions, expectations and results referred to therein. Whilst every care has been taken in the preparation of this document, we do not accept any responsibility for damage of any kind resulting from incorrect or incomplete information. This document is subject to change without notice. The value of the investments may fluctuate. Past performance is no guarantee of future results. If the currency in which the past performance is displayed differs from the currency of the country in which you reside, then you should be aware that due to exchange rate fluctuations the performance shown may increase or decrease if converted into your local currency. Unless otherwise stated, performances are i) net of fees based on transaction prices and ii) with dividends reinvested. Please refer to the prospectus and the Key Investor Information Document of the funds for further details. These are available at the Robeco offices or via the [www.robeco.com](http://www.robeco.com) website. The ongoing charges mentioned in this publication express the operational costs including management fee, service fee, taxe d'abonnement, depositary fee and bank charges and is the one stated in the fund's latest annual report at closing date. The information contained in this document is solely intended for professional investors under the Dutch Act on the Financial Supervision (Wet financieel toezicht) or persons who are authorized to receive such information under any other applicable laws. Robeco Institutional Asset Management B.V. has a license as manager of UCITS and AIFs from the Netherlands Authority for the Financial Markets in Amsterdam.