

BLACKROCK GLOBAL FUNDS

BGF US Dollar High Yield Bond Fund Class D4RF

Hedged GBP

MAY 2016 FACTSHEET



Unless otherwise stated, Performance, Portfolio Breakdowns and Net Asset information as at: 31-May-2016. All other data as at 11-Jun-2016.
For Investors in the UK. Investors should read the Key Investor Information Document and Prospectus prior to investing.

FUND OVERVIEW

The Fund aims to maximise the return on your investment through a combination of capital growth and income on the Fund's assets. The Fund invests at least 70% of its total assets in fixed income securities denominated in US dollars. At least 70% of the Fund's total assets will include investments with a relatively low credit rating or which are unrated.

GROWTH OF HYPOTHETICAL 10,000



Share Class and Benchmark performance displayed in GBP. Source: BlackRock. Performance is shown on a Net Asset Value (NAV) basis, with gross income reinvested. Past performance is not a guide to future performance.

CUMULATIVE & ANNUALISED PERFORMANCE

	Cumulative (%)					Annualised (% p.a.)		
	1m	3m	6m	YTD	1 Year	3 Years	5 Years	Since Inception
Share Class	0.37%	6.76%	2.35%	5.93%	-2.31%	2.37%	N/A	6.72%
Benchmark	0.62%	9.20%	5.34%	8.06%	-0.77%	2.96%	N/A	7.26%
Quartile Rank	N/A	N/A	N/A	N/A	N/A	N/A	N/A	N/A

12 MONTH PERFORMANCE PERIODS - TO LAST QUARTER END

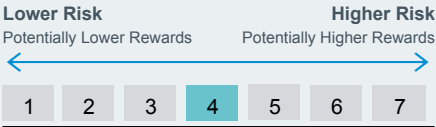
	31/3/2011- 31/3/2012	31/3/2012- 31/3/2013	31/3/2013- 31/3/2014	31/3/2014- 31/3/2015	31/3/2015- 31/3/2016	2015 Calendar Year
Share Class	N/A	12.01%	8.02%	1.55%	-4.27%	-4.28%
Benchmark	N/A	13.08%	7.53%	2.00%	-3.66%	-4.43%

Share Class performance is calculated on a Net Asset Value (NAV) basis, with income reinvested, in British Pound, net of fees. Benchmark performance displayed in GBP.

Key Risks: All financial investments involve an element of risk. Therefore, the value of your investment and the income from it will vary and your initial investment amount cannot be guaranteed. The fund invests in high yielding bonds. Companies who issue higher yield bonds typically have an increased risk of defaulting on repayments. In the event of default, the value of your investment may reduce. Economic conditions and interest rate levels may also impact significantly the values of high yield bonds. The fund investments may be subject to liquidity constraints, which means that shares may trade less frequently and in small volumes, for instance smaller companies. As a result, changes in the value of investments may be more unpredictable. In certain cases, it may not be possible to sell the security at the last market price quoted or at a value considered to be fairest. The fund invests in fixed interest securities such as corporate or government bonds which pay a fixed or variable rate of interest (also known as the 'coupon') and behave similarly to a loan.

(Continued on page 2)

SYNTHETIC RISK & REWARD INDICATOR (SRRI)



KEY FACTS

Asset Class	Fixed Income
Morningstar Category	High Yield Bond - Other Hedged
Fund Launch Date	29-Oct-1993
Share Class Launch Date	13-Oct-2011
Fund Base Currency	USD
Share Class Currency	GBP
Total Fund Size (M)	4,414.52 USD
Benchmark	Barclays US Corp High Yield 2% Issuer Capped Index
Domicile	Luxembourg
Fund Type	UCITS
ISIN	LU0681219902
Bloomberg Ticker	BGUD4RF
Distribution Type	Annual
Minimum Initial Investment	100,000 USD*

* or currency equivalent

PORTFOLIO MANAGER(S)

James Keenan (Since: 01 Jun 2007)
David Delbos (Since: 18 Feb 2015)
Mitchell Garfin (Since: 01 May 2009)

TOP HOLDINGS (%)

AMERICAN CAPITAL LTD.	1.84
NGPL PIPECO LLC 144A 7.119 12/15/2017	1.05
HD SUPPLY INC 144A 5.25 12/15/2021	1.04
ALLY FINANCIAL INC 8 11/01/2031	1.00
CLEAR CHANNEL WORLDWIDE HOLDINGS I 6.5 11/15/2022	0.99
AMAYA INC NPV CNV PRF 0 12/31/2049	0.95
CAESARS ENTERTAINMENT RESORT PROPE 8 10/01/2020	0.95
FIRST DATA CORPORATION 144A 5.75 01/15/2024	0.85
FIRST DATA CORPORATION 144A 7 12/01/2023	0.85
SPRINT NEXTEL CORPORATION 144A 9 11/15/2018	0.84
Total of Portfolio	10.36
Holdings subject to change	

Key Risks Continued: The fund(s) may invest in structured credit products such as asset backed securities ('ABS') which pool together mortgages and other debts into single or multiple series credit products which are then passed on to investors, normally in return for interest payments based on the cash flows from the underlying assets. These securities have similar characteristics to corporate bonds but carry greater risk as the details of the underlying loans is unknown, although loans with similar terms are typically packaged together. The stability of returns from ABS are not only dependent on changes in interest-rates but also changes in the repayments of the underlying loans as a result of changes in economic conditions or the circumstances of the holder of the loan. These securities can therefore be more sensitive to economic events, may be subject to severe price movements and can be more difficult and/or more expensive to sell in difficult markets. These securities are therefore exposed to changes in interest rates which will affect the value of any securities held.

SECTOR BREAKDOWN (%)			
	Fund	Benchmark	Active
Industrial	84.19	86.60	-2.41
Financial Institutions	8.90	10.16	-1.26
Equity	3.98	0.00	3.98
Utility	1.51	3.24	-1.73
Cash and Derivatives	1.01	0.00	1.01
ABS	0.21	0.00	0.21
CMBS	0.14	0.00	0.14
Agency	0.06	0.00	0.06

Negative weightings may result from specific circumstances (including timing differences between trade and settlement dates of securities purchased by the funds) and/or the use of certain financial instruments, including derivatives, which may be used to gain or reduce market exposure and/or risk management. Allocations are subject to change.

PORTFOLIO CHARACTERISTICS	
Effective Duration (years)	4.12
Nominal Weighted Average Life (WAL)	5.56 yrs
Yield to Worst (%)	6.31

FEES AND CHARGES	
Max Initial Charge	5.00%
Exit Fee	0.00%
Ongoing Charge	0.85%
Performance Fee	0.00%

Quoted daily in the Financial Times, Bloomberg and Reuters.

DEALING INFORMATION	
Settlement	Trade date + 3 days
Dealing Frequency	Daily, forward pricing basis

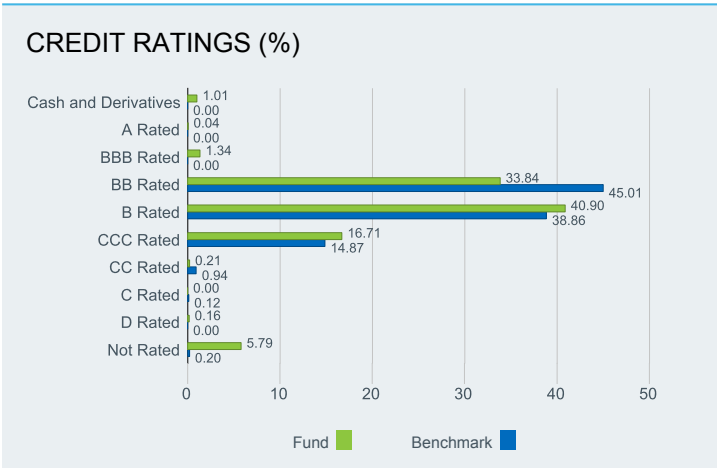
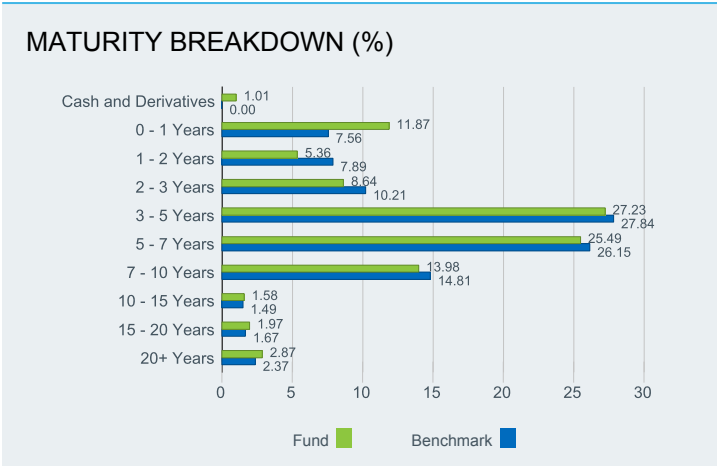
GLOSSARY

Ongoing Charge: is a figure representing all annual charges and other payments taken from the fund.

Quartile Rank: categorises a fund into four equal bands based on their performance over a specified period within the relevant Morningstar's sector. The top or first quartile contains the top 25% of funds, through to the bottom or 4th quartile which contains the bottom 25% of funds.

SRRI: is a value based on the volatility of the fund, which gives an indication of the overall risk and reward profile of the Fund.

Nominal Weighted Average Life (WAL): A bond's maturity is the length of time until the principal amount of the bond is to be repaid. WAL of the fund is calculated as the average of the underlying bonds' maturities, adjusted to take account of their relative weight (size) within the fund.



Yield To Worst: The lowest potential yield that can be received on a bond without the issuer actually defaulting. The yield to worst is calculated by making worst-case scenario assumptions on the issue by calculating the returns that would be received if provisions are used by the issuer.

Standard Deviation: Standard deviation is applied to the annual rate of return of an investment to measure the investment's volatility. Standard deviation is also known as historical volatility and is used by investors as a gauge for the amount of expected volatility.

Sharpe Ratio: The Sharpe ratio is calculated by subtracting the risk-free rate from the rate of return for a portfolio and dividing the result by the standard deviation of the portfolio returns.

Performance Fee: is charged on any returns that, subject to a High Water Mark, the Fund achieves above its performance fee benchmark. Please refer to the Prospectus for further information.

 0800 445522

 uk.investor@blackrock.com

 blackrock.co.uk

BlackRock Global Funds (BGF) is an open-ended investment company established in Luxembourg which is available for sale in certain jurisdictions only. BGF is not available for sale in the U.S. or to U.S. persons. Product information concerning BGF should not be published in the U.S. It is recognised under Section 264 of the Financial Services and Markets Act 2000. BlackRock Investment Management (UK) Limited is the UK distributor of BGF. Most of the protections provided by the UK regulatory system, and the compensation under the Financial Services Compensation Scheme, will not be available. A limited range of BGF sub-funds have a reporting fund status A sterling share class that seeks to comply with UK Reporting Fund Status requirements. Subscriptions in BGF are valid only if made on the basis of the current Prospectus, the most recent financial reports and the Key Investor Information Document, which are available on our website. Prospectuses, Key Investor Information Documents and application forms may not be available to investors in certain jurisdictions where the Fund in question has not been authorised. Issued by BlackRock Investment Management (UK) Limited (authorised and regulated by the Financial Conduct Authority). Registered office: 12 Throgmorton Avenue, London, EC2N 2DL. Registered in England No. 2020394. Tel: 020 7743 3000. For your protection, telephone calls are usually recorded. BlackRock is a trading name of BlackRock Investment Management (UK) Limited. © 2016 BlackRock, Inc. All Rights reserved. BLACKROCK, BLACKROCK SOLUTIONS, iSHARES, BUILD ON BLACKROCK, SO WHAT DO I DO WITH MY MONEY and the stylized i logo are registered and unregistered trademarks of BlackRock, Inc. or its subsidiaries in the United States and elsewhere. All other trademarks are those of their respective owners. © 2016 Morningstar. All Rights Reserved. The information, data, analyses, and opinions contained herein (1) include the proprietary information of Morningstar, (2) may not be copied or redistributed, (3) do not constitute investment advice offered by Morningstar, (4) are provided solely for informational purposes and therefore are not an offer to buy or sell a security, and (5) are not warranted to be correct, complete, or accurate. Morningstar shall not be responsible for any trading decisions, damages, or other losses resulting from, or related to, this information, data, analyses, or opinions or their use.