

# Allianz Asian Multi Income Plus - AT - USD

Mixed fund for bonds, equities and REITs from Asia



## Investment Objective

The fund predominantly invests in markets for Asian currency denominated bonds and in markets for Asian equities including warrants as well as Business Trusts from Singapore. Up to 70 % of the fund's assets may be invested in high-yielding bonds. Within the equity portion, also Asian dividend shares, preference shares as well as REITs and other shares of companies primarily investing in the real estate sector may be acquired. The investment objective is generating income and long-term capital appreciation.

## Fund Manager



Raymond Chan  
(since 02/07/2015)



David Tan  
(since 02/07/2015)

## Performance

### Over 10 Years <sup>1</sup>



### Annual Performance (%) <sup>1</sup>

	Fund
02/29/2012 - 02/28/2013	6.06
02/28/2013 - 02/28/2014	-3.72
02/28/2014 - 02/28/2015	2.43
02/28/2015 - 02/29/2016	-14.56
02/29/2016 - 02/28/2017	18.28
02/28/2017 - 02/28/2018	14.32
02/28/2018 - 02/28/2019	-4.48
02/28/2019 - 02/29/2020	-4.61
02/29/2020 - 02/28/2021	28.50
02/28/2021 - 02/28/2022	-14.79

### Performance History (%) <sup>1</sup>

	YTD	1M	3M	6M	1Y	3Y	3Y p.a.	5Y	5Y p.a.	10Y	10Y p.a.	S. Inc.	S. Inc. p.a.	2017	2018	2019	2020	2021
Fund	-4.99	-0.76	-3.38	-10.06	-14.79	4.45	1.46	14.06	2.67	14.06	2.67	31.40	2.67	17.67	-10.51	11.48	13.88	-5.27

Past performance does not predict future returns.

## Key Information

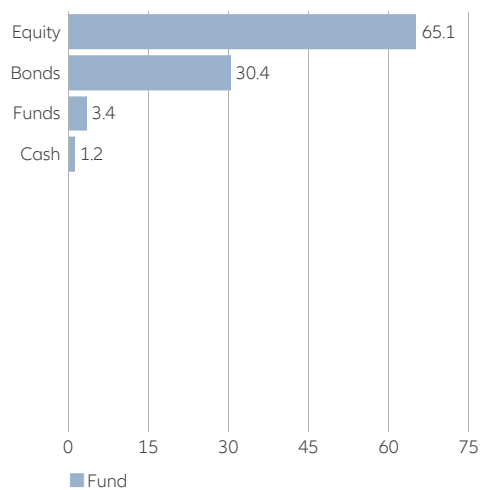
ISIN / German security no.	LU0384037296 / A0Q 84T
Bloomberg Ticker / Reuters Ticker	ALASMAU LX / ALLIANZGI01
EU SFDR Category <sup>2</sup>	Article 6
Management company	Allianz Global Investors GmbH
Investment manager	Allianz Global Investors Asia Pacific Limited
Custodian bank	State Street Bank International GmbH - Luxembourg branch
Launch date	10/21/2011
Net assets	324.12 mn. EUR
Share class volume	2.88 mn. USD
Financial year end	9/30/
Registered for sale in	AE, DE, ES, GB, HK, LU, MO, SG, TW

## Risk/ Return Ratios

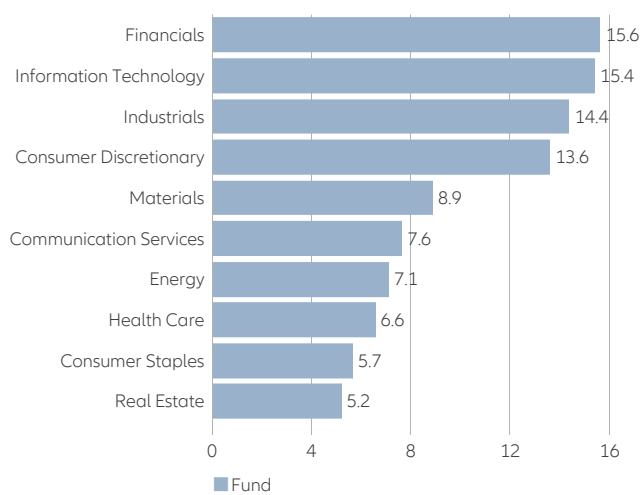
	3 Years	5 Years
Sharpe ratio <sup>3</sup>	0.04	0.10
Volatility (%) <sup>4</sup>	15.00	13.27

## Portfolio Structure <sup>5</sup>

### Asset Allocation Breakdown (%)



### Equity weighting by sector (%)



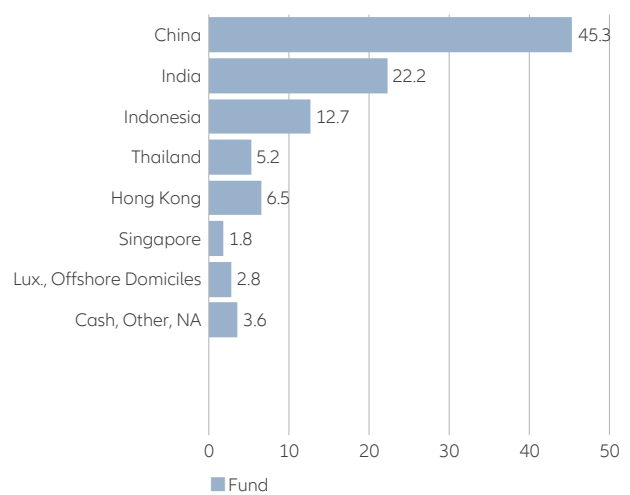
## Fee Structure

Front-end load (%) <sup>6</sup>	5.00
All-in fee in % p.a. <sup>6</sup>	1.50
TER (%) <sup>7</sup>	1.50

### Top 10 Holdings (%)

ALLIANZ CHINA MULTI INCOME PLUS AMG USD	3.39
UNIMICRON TECHNOLOGY CORP	2.64
TENCENT HOLDINGS LTD	1.85
TAIWAN SEMICONDUCTOR MANUFAC	1.77
SINGAPORE TELECOMMUNICATIONS	1.77
RELIANCE INDUSTRIES LTD	1.68
MEDIATEK INC	1.42
CP ALL PCL-FOREIGN	1.39
JIANGSU EXPRESS CO LTD-H	1.38
CHINA NATIONAL BUILDING MA-H	1.35
<b>Total</b>	<b>18.64</b>

### Country/Location Breakdown (%) (weighted by market value)



## Key Figures

Effective Duration (%)	2.57
Average nominal return (%)	5.60
Yield to worst (%) <sup>8</sup>	10.71
Average rating	BB

## Opportunities

- + Steady interest income on bonds, capital gains opportunities on declining interest rates
- + Particular yield potential of high-yielding bonds
- + High return potential of stocks and REITs in the long run
- + Particular yield potential of emerging markets investments
- + Currency gains against investor currency possible
- + Broad diversification across numerous securities
- + Possible extra returns through single security analysis and active management

## Risks

- Interest rates vary, bonds suffer price declines on rising interest rates. The fund unit price may be subject to sharply increased volatility.
- Increased risk of volatility and capital loss with high-yield bonds
- High volatility of stocks and REITs, price declines possible
- Investments in developing countries subject to high risk of volatility and capital loss
- Currency losses against investor currency possible
- Limited participation in the yield potential of single securities
- Success of single security analysis and active management not guaranteed

## FOR FUND DISTRIBUTORS AND PROFESSIONAL INVESTORS ONLY

- 1) Calculated at the net asset value, excl. front-end load, distributions reinvested. Calculation according to method as defined by BVI, the German Fund Companies Association. **Any front-end loads reduce the capital employed and the performance.**
- 2) SFDR: EU Sustainable Finance Disclosure Regulation. Information accurate at time of publishing.
- 3) The Sharpe ratio states the relationship between the return generated by the fund and the investment risk. The fund's excess return versus the risk-free market rate is compared to volatility. Negative values are not meaningful.
- 4) Volatility measures the fluctuation range of the fund's performance over a specified period of time.
- 5) This is for guidance only and not indicative of future allocation.
- 6) If the acquisition of Fund units is subject to a sales charge, up to 100% of such sales charge may be collected by the distributor; the exact amount shall be mentioned by the distributor as part of the investment advisory process. This also applies to any payment by the Management Company of an ongoing distribution fee from the all-in fee to the distributor. The all-in fee includes the expenses previously called management, administration and distribution fees.
- 7) TER generally: Total cost (except transaction costs) charged to the fund during the last financial year. TER for funds-of-funds: The costs incurred by the fund itself (except transaction costs). Since the fund held other investment units ("target funds") in the reporting period, further costs, charges and fees may have been incurred at the level of the target fund.
- 8) Represents the lowest potential yield that an investor could theoretically receive on the bond up to maturity if bought at the current price (excluding the default case of the issuer). The yield to worst is determined by making worst-case scenario assumptions, calculating the returns that would be received if worst-case scenario provisions, including prepayment, call or sinking fund, are used by the issuer (excluding the default case). It is assumed that the bonds are held until maturity and interest income is reinvested on the same conditions. Calculation is before currency hedging. The yield to worst is a portfolio characteristic; in particular, it does not reflect the actual fund income. The expenses charged to the fund are not taken into account. As a result, the yield to worst is not suitable as an indicator of the future performance of a bond fund. Forecasts are not a reliable indicator of future results.

### Disclaimer

Investing involves risk. The value of an investment and the income from it may fall as well as rise and investors might not get back the full amount invested. Investing in fixed income instruments may expose investors to various risks, including but not limited to creditworthiness, interest rate, liquidity and restricted flexibility risks. Changes to the economic environment and market conditions may affect these risks, resulting in an adverse effect to the value of the investment. During periods of rising nominal interest rates, the values of fixed income instruments (including positions with respect to short-term fixed income instruments) are generally expected to decline. Conversely, during periods of declining interest rates, the values of these instruments are generally expected to rise. Liquidity risk may possibly delay or prevent account withdrawals or redemptions. Allianz Asian Multi Income Plus is a sub-fund of Allianz Global Investors Fund SICAV, an open-ended investment company with variable share capital organised under the laws of Luxembourg. The value of the units/shares which belong to the Unit/Share Classes of the Sub-Fund that are denominated in the base currency may be subject to an increased volatility. The volatility of other Unit/Share Classes may be different and possibly higher. Past performance does not predict future returns. If the currency in which the past performance is displayed differs from the currency of the country in which the investor resides, then the investor should be aware that due to the exchange rate fluctuations the performance shown may be higher or lower if converted into the investor's local currency. This is for information only and not to be construed as a solicitation or an invitation to make an offer, to conclude a contract, or to buy or sell any securities. The products or securities described herein may not be available for sale in all jurisdictions or to certain categories of investors. This is for distribution only as permitted by applicable law and in particular not available to residents and/or nationals of the USA. The investment opportunities described herein do not take into account the specific investment

objectives, financial situation, knowledge, experience or specific needs of any particular person and are not guaranteed. The Management Company may decide to terminate the arrangements made for the marketing of its collective investment undertakings in accordance with applicable de-notification regulation. The views and opinions expressed herein, which are subject to change without notice, are those of the issuer companies at the time of publication. The data used is derived from various sources, and assumed to be correct and reliable at the time of publication. The conditions of any underlying offer or contract that may have been, or will be, made or concluded, shall prevail. For a free copy of the sales prospectus, incorporation documents, daily fund prices, key investor information, latest annual and semi-annual financial reports, contact the management company Allianz Global Investors GmbH in the fund's country of domicile, Luxembourg, or the issuer at the address indicated below or regulatory.allianzgi.com. Austrian investors may also contact the Austrian information agent Allianz Investmentbank AG, Hietzinger Kai 101-105, A-1130 Vienna. Please read these documents, which are solely binding, carefully before investing. This is a marketing communication issued by Allianz Global Investors GmbH, www.allianzgi.com, an investment company with limited liability, incorporated in Germany, with its registered office at Bockenheimer Landstrasse 42-44, 60323 Frankfurt/M, registered with the local court Frankfurt/M under HRB 9340, authorised by Bundesanstalt für Finanzdienstleistungsaufsicht (www.bafin.de). Allianz Global Investors GmbH has established branches in the United Kingdom, France, Italy, Spain, Luxembourg, Sweden, Belgium and the Netherlands. Contact details and information on the local regulation are available here (www.allianzgi.com/Info). The Summary of Investor Rights is available in English, French, German, Italian and Spanish at https://regulatory.allianzgi.com/en/investors-rights. The duplication, publication, or transmission of the contents, irrespective of the form, is not permitted; except for the case of explicit permission by Allianz Global Investors GmbH.