



Invesco Pan European Focus Equity Fund

A-AD Shares

31 March 2024

This marketing communication is for Professional investors in Continental European countries as defined in the important information section, and Malta. Investors should read the legal documents prior to investing. This document may also be used by financial intermediaries in the United States as defined in the important information section.

Summary of fund objective

The Fund aims to achieve long term capital growth through a concentrated portfolio by investing primarily in equity and equity related securities of companies listed on European exchanges. Up to 30% of the Fund's assets may be invested in Money Market Instruments, equity and equity related securities issued by companies or other entities not meeting the above requirements or debt securities (including convertible debt) of issuers worldwide. For the full objectives and investment policy please consult the current prospectus. On 2 February 2024, a Luxembourg domiciled SICAV named Invesco Continental European Equity Fund was merged into the Invesco Pan European Focus Equity Fund, a sub-fund within the same fund umbrella.

Key facts



John Surplice
Managed fund since
July 2011



James Rutland
Managed fund since
June 2020

Share class launch

15 December 2011

Original fund launch ¹

07 July 2011

Legal status

Luxembourg SICAV with UCITS status

Share class currency

EUR

Share class type

Income

Fund size

EUR 61.86 mn

Reference Benchmark

MSCI Europe Index (Net Total Return)

Bloomberg code

INVPAAD LX

ISIN code

LU0717747678

Settlement date

Trade Date + 3 Days

Morningstar RatingTM

★ ★ ★

Risk Indicator ²

Lower risk

Higher risk

1	2	3	4	5	6	7
---	---	---	---	---	---	---

Investment risks

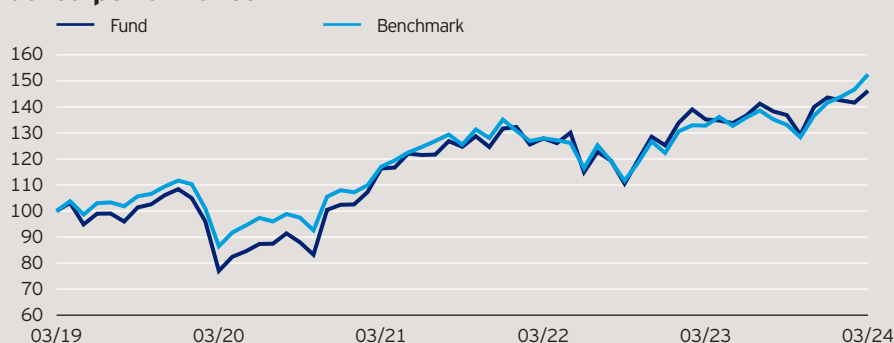
For complete information on risks, refer to the legal documents. The value of investments and any income will fluctuate (this may partly be the result of exchange rate fluctuations) and investors may not get back the full amount invested. The fund invests in a limited number of holdings and is less diversified. This may result in large fluctuations in the value of the fund.

Fund Strategy

At the core of the team's investment philosophy is a belief in valuation-driven, active management. The European equities team firmly believes that investors are best served by a focus on long-term investing, avoiding an over-emphasis on current trends and consensus. Companies operate in long-term cycles and so does the focus of the investment team's research. The team's approach is to take advantage of inefficiencies in the market and buy stocks at below what they believe to be their intrinsic value. The investment process is driven by fundamental stock-picking, combining both top-down and bottom-up analysis, and with a focus on valuation.

Past performance does not predict future returns. The performance period shown here starts on the last day of the first indicated month and ends on the last day of the last indicated month.

Indexed performance*



Cumulative performance*

in %	YTD	YTD	1 month	1 year	3 years	5 years
Fund	1.77	1.77	3.19	8.12	25.62	46.16
Benchmark	7.63	7.63	3.94	14.79	30.30	52.47

Calendar year performance*

in %	2019	2020	2021	2022	2023
Fund	20.42	-5.53	28.60	-4.90	14.68
Benchmark	26.05	-3.32	25.13	-9.49	15.83

Standardised rolling 12 month performance*

in %	03.14	03.15	03.16	03.17	03.18	03.19	03.20	03.21	03.22	03.23	03.24
Fund	20.83	-13.43	16.10	1.58	-3.62	-22.99	51.09	9.91	5.71	8.12	
Benchmark	21.99	-13.71	16.95	-0.43	5.45	-13.53	35.32	9.34	3.82	14.79	

The performance data shown does not take account of the commissions and costs incurred on the issue and redemption of units. Returns may increase or decrease as a result of currency fluctuations. The investment concerns the acquisition of units in an actively managed fund and not in a given underlying asset.

*Source: © 2024 Morningstar. Indexed performance: Performance of an investment of 100 in share class currency. Gross income re-invested to 31 March 2024 unless otherwise stated. All performance data on this factsheet is in the currency of the share class. Reference Benchmark Source: RIMES. The benchmark index -1/4- is shown for performance comparison purposes only. The Fund does not track the index.

Invesco Pan European Focus Equity Fund

A-AD Shares

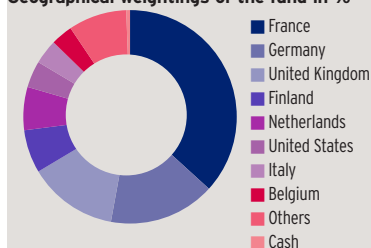
31 March 2024

Holdings and active weights*

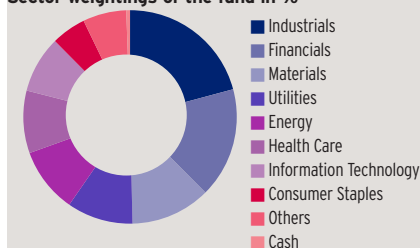
(total holdings: 40)

Top 10 holdings	%	Top 10 overweight	+	Top 10 underweight	-
Total	5.0	Merck	3.6	Novo Nordisk 'B'	3.8
Merck	3.9	Total	3.6	ASML	3.5
UniCredit	3.7	Veolia Environnement	3.3	Nestle	2.6
AXA	3.6	UniCredit	3.2	LVMH Moet Hennessy Louis Vuitton	2.3
Veolia Environnement	3.5	Heineken	3.1	Shell	2.0
AstraZeneca	3.5	AXA	3.0	SAP	1.8
Heineken	3.4	Smurfit Kappa	3.0	Novartis	1.8
Siemens	3.3	Arkema	2.9	Roche NES	1.6
ING Groep	3.1	SSE	2.8	HSBC	1.4
Cie de Saint-Gobain	3.0	STMicroelectronics	2.7	Unilever	1.1

Geographical weightings of the fund in %*



Sector weightings of the fund in %*



Geographical weightings*

in %	Fund	Bench mark
France	36.8	17.3
Germany	16.1	13.2
United Kingdom	13.6	16.5
Finland	6.5	1.5
Netherlands	6.5	9.6
United States	4.0	6.1
Italy	3.7	3.7
Belgium	3.3	1.2
Others	8.8	30.9
Cash	0.6	0.0

Sector weightings*

in %	Fund	Bench mark
Industrials	20.8	16.4
Financials	16.7	18.4
Materials	12.1	7.0
Utilities	10.0	3.8
Energy	9.9	5.4
Health Care	9.5	15.4
Information Technology	8.6	8.1
Consumer Staples	5.2	10.7
Others	6.6	15.0
Cash	0.6	0.0

Financial characteristics*

Average weighted market capitalisation	EUR 57.15 bn
Median market capitalisation	EUR 36.62 bn

NAV and fees

Current NAV

EUR 28.22

12 month price high

EUR 28.37 (27/12/2023)

12 month price low

EUR 25.13 (23/10/2023)

Minimum investment ³

EUR 1,000

Entry charge

Up to 5.00%

Annual management fee

1.5%

Ongoing charges ⁴

1.96%

3 year characteristics**

Alpha	-1.24
Beta	1.03
Correlation	0.90
Information ratio	-0.18
Sharpe ratio	0.41
Tracking error in %	6.71
Volatility in %	15.48

For detailed information about the 3 year characteristics please see <http://assets.invescohub.com/invesco-eu/glossary.pdf>.

Source: *Invesco. Costs may increase or decrease as result of currency and exchange rate fluctuations. Consult the legal documents for further information on costs. Portfolio weightings and allocations are subject to change. The weightings for each breakdown are rounded to the nearest tenth or hundredth of a percent; therefore, the aggregate weights for each breakdown may not equal 100%. The top 10 overweight and underweight positions represent the largest weighting differences between the fund and the benchmark. **Morningstar.

Invesco Pan European Focus Equity Fund

A-AD Shares

31 March 2024

Important Information

¹On 2 February 2024, a Luxembourg domiciled SICAV named Invesco Continental European Equity Fund was merged into the Invesco Pan European Focus Equity Fund, a sub-fund within the same fund umbrella.

²The Risk Indicator is subject to change and is correct based on the data available at the time of publication.

³The minimum investment amounts are: USD 1,500 / EUR 1,000 / GBP 1,000 / CHF 1,500 / SEK 10,000. Please contact us or refer to the most up to date Prospectus for details of minimum investment amounts in other currencies.

⁴The Ongoing Charges figure includes the annual management fee and other administrative or operating costs. It is a percentage of the value of your investment per year. This is an estimate based on actual costs over the last year. It excludes portfolio transaction costs except in the case of an entry or exit charge paid by the Fund when buying or selling shares/units in another fund.

This marketing communication is exclusively for use by Professional investors in Continental Europe and Malta. This communication may also be used by financial intermediaries in the United States as defined below. It is not intended for and should not be distributed to the public. For the purpose of the distribution of this document, Continental Europe is defined as Austria, Belgium, Switzerland, Germany, Denmark, Spain, Finland, France, Italy, Luxembourg, Netherlands, Norway, Sweden. By accepting this material, you consent to communicate with us in English, unless you inform us otherwise. Data as at 31 March 2024, unless otherwise stated.

This is marketing material and not financial advice. It is not intended as a recommendation to buy or sell any particular asset class, security or strategy. Regulatory requirements that require impartiality of investment/investment strategy recommendations are therefore not applicable nor are any prohibitions to trade before publication. Views and opinions are based on current market conditions and are subject to change. For information on our funds and the relevant risks, refer to the Key Information Documents/Key Investor Information Documents (local languages) and Prospectus (English, French, German, Spanish, Italian), and the financial reports, available from www.invesco.eu. A summary of investor rights is available in English from www.invescomanagementcompany.lu. The management company may terminate marketing arrangements. Not all share classes of this fund may be available for public sale in all jurisdictions and not all share classes are the same nor do they necessarily suit every investor.

© 2024 Morningstar. All rights reserved. The information contained herein: (1) is proprietary to Morningstar and/or its content providers; (2) may not be copied or distributed; and (3) is not warranted to be accurate, complete or timely. Neither Morningstar nor its content providers are responsible for any damages or losses arising from any use of this information.

Issued by Invesco Management S.A., President Building, 37A Avenue JF Kennedy, L-1855 Luxembourg, regulated by the Commission de Surveillance du Secteur Financier, Luxembourg. **Switzerland:** Issued in Switzerland by Invesco Asset Management (Schweiz) AG, who act as representative for the funds distributed in Switzerland. Paying agent in Switzerland: BNP PARIBAS, Paris, Zurich Branch, Selnaustrasse 16 8002 Zürich. The Prospectus, Key Information Document, and financial reports may be obtained free of charge from the Representative. The funds are domiciled in Luxembourg.

Additional information for financial intermediaries in the United States: This document is intended for distribution to US financial intermediaries for informational purposes and in relation to their activities with offshore clients only. The Funds are not registered under any US securities law, and may not be offered or sold directly or indirectly in the US, its territories or possessions, nor to any US persons, citizens or residents. The Fund must not be marketed on US soil. Issued in the US by Invesco Distributors, Inc., 11 Greenway Plaza, Suite 1000, Houston, Texas 77046, USA. Invesco Distributors, Inc. is the appointed US sub-distributor of the Invesco Funds SICAV. All entities are indirect, wholly owned subsidiaries of Invesco Ltd.

Invesco Pan European Focus Equity Fund

A-AD Shares

31 March 2024

SFDR (Sustainable Finance Disclosure Regulation)

The Fund complies with Article 8 with respect to the EU's Sustainable Finance Disclosure Regulation*. As such, the fund promotes, among other characteristics, environmental or social characteristics or a combination of those characteristics. In addition, the companies in which the fund invests follow good governance practices. *Regulation (EU) 2019/2088 on sustainability - related disclosures in the financial services sector.

Exclusion Framework

The Fund embeds an exclusionary framework to specific activities based on UN Global Compact, severe governmental sanctions, revenue thresholds for certain activities linked to environmental and/or social criteria, as well as ensuring that companies follow good governance practices. The list of activities and their thresholds are listed below. For further details on the exclusion framework and characteristics applied by the fund please refer to the website of the manager <https://www.invescomanagementcompany.lu>:

UN Global Compact	- Non-Compliant
Country sanctions	- Sanctioned investments are prohibited*
Controversial weapons	- 0% of revenue including companies involved in the manufacture of nuclear warheads or whole nuclear missiles outside of the Non-Proliferation Treaty (NPT)
Coal	- Thermal Coal extraction: >=5% of revenue - Thermal Coal Power Generation: >=10% of revenue
Unconventional oil & gas	- >= 5% of revenue on each of the following: Arctic oil & gas exploration; Oil sands extraction; Shale energy extraction;
Tobacco	- Tobacco Products production: >=5% of revenue - Tobacco related products and services: >=5% of revenue
Others	- Recreational cannabis: >=5% of revenue
Good governance	- Ensure that companies follow good governance practices in the areas of sound management structures, employee relations, remuneration and tax compliance

*At Invesco we continuously monitor any applicable sanctions, including those imposed by the UN/US/EU and UK. These sanctions may preclude investments in the securities of various governments/regimes/entities and as such will be included in our compliance guidelines and workflows (designed to ensure compliance with such sanctions). The wording of international sanctions is something that we pay particular attention to as there are occasions where sanctions can exist in limited form, for example allowing investments in the secondary market. In addition to sanctions targeting entire countries, there are other thematic regimes, which may focus for example on human rights, cyber attacks, terrorist financing and corruption, which may apply to both individuals and/or entities/corporations.

Any investment decision should take into account all the characteristics of the fund as described in the legal documents. For sustainability related aspects, please refer to: <https://www.invescomanagementcompany.lu/lux-manco/literature>.

Invesco's Commitment to ESG

Invesco has an investment-led ESG approach. We provide a comprehensive range of ESG-focused capabilities that enable clients to express their values through investing. We also integrate financially material ESG considerations across our investment platform, taking into account critical factors that help us deliver strong outcomes to clients.