

HSBC Global Investment Funds

GEM DEBT TOTAL RETURN

Monthly report 31 January 2024 | Share class M1CEUR



Investment objective

The Fund aims to provide long term capital growth and income by investing in a portfolio of emerging markets bonds.



Investment strategy

The Fund is actively managed. The Fund employs a Total Return strategy which has a flexible allocation across the emerging market debt universe. Through seeking multiple sources of return the strategy aims, over an investment cycle, to achieve risk-adjusted returns above those of the investment universe. However, your capital is still at risk and there is no guarantee of stable growth over time. In normal market conditions, the Fund will mostly invest its assets in investment grade bonds and non-investment grade bonds issued by governments, government-related entities, supranational entities and companies that are based in or carry out the larger part of their business in emerging markets. The Fund may invest up to 10% in onshore Chinese bonds which are issued within the People's Republic of China and traded on the China Interbank Bond Market. The Fund may invest up to 25% in convertible bonds. The Fund may also invest up to 10% of its assets in contingent convertible securities. The Fund may invest up to 10% in other funds and up to 10% in total return swaps. The Fund's primary currency exposure is to US dollars (USD). See the Prospectus for a full description of the investment objectives and derivative usage.



Main risks

- The Fund's unit value can go up as well as down, and any capital invested in the Fund may be at risk.
- The Fund invests in bonds whose value generally falls when interest rates rise. This risk is typically greater the longer the maturity of a bond investment and the higher its credit quality. The issuers of certain bonds, could become unwilling or unable to make payments on their bonds and default. Bonds that are in default may become hard to sell or worthless.
- The Fund may invest in Emerging Markets, these markets are less established, and often more volatile, than developed markets and involve higher risks, particularly market, liquidity and currency risks.

Share Class Details

Key metrics

NAV per Share	EUR 12.31
Performance 1 month	1.38%
Yield to maturity	8.68%

Fund facts

UCITS V compliant	Yes
Dividend treatment	Accumulating
Dealing frequency	Daily
Valuation Time	17:00 Luxembourg
Share Class Base Currency	EUR
Domicile	Luxembourg
Inception date	30 January 2014
Fund Size	USD 83,107,637
Reference benchmark	100% Secured Overnight Financing Rate (SOFR)
Managers	Bryan Carter Hugo Novaro

Fees and expenses

Minimum Initial Investment	USD 5,000
Ongoing Charge Figure ¹	1.350%

Codes

ISIN	LU0551372856
Valoren	11892243
Bloomberg ticker	HGM1CEU LX

¹Ongoing Charges Figure is based on expenses over a year. The figure includes annual management charge but not the transaction costs. Such figures may vary from time to time.

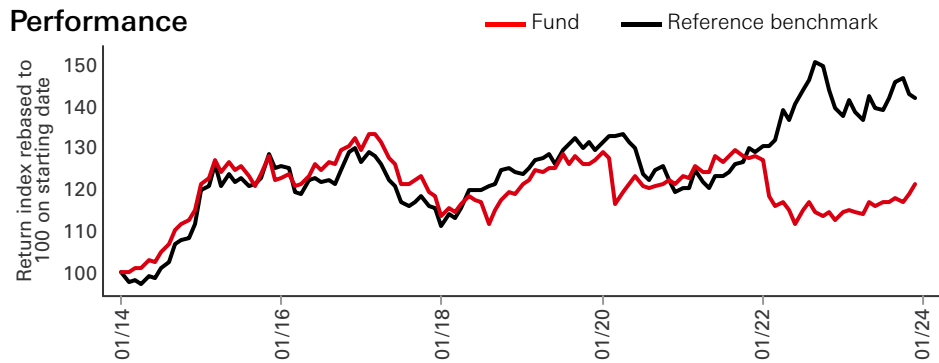
Past performance does not predict future returns. The figures are calculated in the share class base currency, dividend reinvested, net of fees.

This is a marketing communication. Please refer to the prospectus and to the KID before making any final investment decisions.

For definition of terms, please refer to the Glossary QR code and Prospectus.

Source: HSBC Asset Management, data as at 31 January 2024

Performance



Performance (%)	YTD	1 month	3 months	6 months	1 year	3 years ann	5 years ann	10 years ann
M1CEUR	1.38	1.38	5.44	5.29	7.60	0.01	0.30	2.09
Reference benchmark	2.19	2.19	-1.36	4.30	5.28	6.37	3.17	3.76

Rolling Performance (%)	31/01/23-31/01/24	31/01/22-31/01/23	31/01/21-31/01/22	31/01/20-31/01/21	31/01/19-31/01/20	31/01/18-31/01/19	31/01/17-31/01/18	31/01/16-31/01/17	31/01/15-31/01/16	31/01/14-31/01/15
M1CEUR	7.60	-9.76	3.01	-4.48	6.23	6.94	-12.43	5.41	1.47	20.97
Reference benchmark	5.28	5.33	8.54	-8.30	5.93	11.24	-12.08	0.92	4.66	19.79

3-Year Risk Measures	M1CEUR	Reference benchmark	5-Year Risk Measures	M1CEUR	Reference benchmark
Volatility	6.49%	7.59%	Volatility	7.05%	7.13%
Sharpe ratio	-0.16	0.70	Sharpe ratio	-0.02	0.38
Tracking error	8.80%	--	Tracking error	8.90%	--
Information ratio	-0.72	--	Information ratio	-0.32	--

Fixed Income Characteristics	Fund	Reference benchmark	Relative
No. of holdings ex cash	119	--	--
Yield to worst	8.67%	--	--
Option Adjusted Duration	4.50	--	--
Modified Duration to Worst	4.57	--	--
Option Adjusted Spread Duration	1.36	--	--
Average maturity	4.86	--	--
Rating average	BB+/BB	--	--


Credit rating (%)	Fund	Reference benchmark	Relative	Maturity Breakdown (%)	Fund	Reference benchmark	Relative
AAA	-4.08	--	--	0-2 years	77.04	--	--
AA	4.91	--	--	2-5 years	-26.60	--	--
A	-12.37	--	--	5-10 years	24.59	--	--
BBB	20.32	--	--	10+ years	24.97	--	--
BB	13.85	--	--				
B	13.07	--	--				
CCC	0.81	--	--				
C	1.02	--	--				
D	0.88	--	--				
NR	-6.61	--	--				
Cash	9.89	--	--				
Cash Offset	58.30	--	--				

Past performance does not predict future returns. The figures are calculated in the share class base currency, dividend reinvested, net of fees.

Source: HSBC Asset Management, data as at 31 January 2024

Currency Allocation (%)	Fund	Reference benchmark	Relative
USD	69.73	--	--
IDR	4.19	--	--
MXN	4.14	--	--
PLN	3.23	--	--
MYR	3.05	--	--
BRL	3.05	--	--
THB	2.92	--	--
ZAR	2.61	--	--
CZK	2.56	--	--
HUF	2.18	--	--
Other Currencies	2.34	--	--

Geographical Allocation (%)



Sector Allocation (%)	Fund	Reference benchmark	Relative
Financial	13.16	--	--
Energy	12.72	--	--
Basic Materials	4.96	--	--
Utilities	4.42	--	--
Industrial	2.06	--	--
Communications	1.71	--	--
Consumer Cyclical	1.51	--	--
Consumer Non cyclical	1.38	--	--
Technology	1.21	--	--
Other Sectors	-11.34	--	--
Cash	9.89	--	--
Cash Offset	58.30	--	--

Top 10 Holdings	Weight (%)
MEXICAN BONOS 8.500 18/11/38	4.32
INDONESIA GOV'T 8.250 15/05/29	4.18
US TREASURY N/B 4.000 15/11/42	2.56
EMPRESA NACIONAL 3.750 05/08/26	2.55
SAUDI INT BOND 4.750 16/01/30	2.42
TURK IHRACAT 7.500 06/02/28	2.39
CODELCO INC 5.125 02/02/33	2.06
TBC BANK JSC 5.750 19/06/24	2.01
DOMINICAN REPUBBL 5.500 22/02/29	1.79
YAPI KREDI BANKA 9.250 16/10/28	1.71

Risk Disclosure

- Derivatives may be used by the Fund, and these can behave unexpectedly. The pricing and volatility of many derivatives may diverge from strictly reflecting the pricing or volatility of their underlying reference(s), instrument or asset.
- Investment Leverage occurs when the economic exposure is greater than the amount invested, such as when derivatives are used. A Fund that employs leverage may experience greater gains and/or losses due to the amplification effect from a movement in the price of the reference source.
- Further information on the potential risks can be found in the Key Information Document (KID) and/or the Prospectus or Offering Memorandum.

Index Disclaimer

Source ICE Data Indices, LLC ("ICE DATA"), is used with permission. ICE DATA, ITS AFFILIATES AND THEIR RESPECTIVE THIRD PARTY SUPPLIERS DISCLAIM ANY AND ALL WARRANTIES AND REPRESENTATIONS, EXPRESS AND/OR IMPLIED, INCLUDING ANY WARRANTIES OF MERCHANTABILITY OR FITNESS FOR A PARTICULAR PURPOSE OR USE, INCLUDING THE INDICES, INDEX DATA AND ANY DATA INCLUDED IN, RELATED TO, OR DERIVED THEREFROM. NEITHER ICE DATA, ITS AFFILIATES NOR THEIR RESPECTIVE THIRD PARTY SUPPLIERS SHALL BE SUBJECT TO ANY DAMAGES OR LIABILITY WITH RESPECT TO THE ADEQUACY, ACCURACY, TIMELINESS OR COMPLETENESS OF THE INDICES OR THE INDEX DATA OR ANY COMPONENT THEREOF, AND THE INDICES AND INDEX DATA AND ALL COMPONENTS THEREOF ARE PROVIDED ON AN "AS IS" BASIS AND YOUR USE IS AT YOUR OWN RISK. ICE DATA, ITS AFFILIATES AND THEIR RESPECTIVE THIRD PARTY SUPPLIERS DO NOT SPONSOR, ENDORSE, OR RECOMMEND HSBC Asset Management, OR ANY OF ITS PRODUCTS OR SERVICES.

Important Information

The material contained herein is for marketing purposes and is for your information only. This document is not contractually binding nor are we required to provide this to you by any legislative provision. It does not constitute legal, tax or investment advice or a recommendation to any reader of this material to buy or sell investments. You must not, therefore, rely on the content of this document when making any investment decisions.


This document has no contractual value and is not by any means intended as a solicitation, nor a recommendation for the purchase or sale of any financial instrument. (Potential) investors are kindly asked to consult the latest issued Key Information Document (KID), prospectus, articles of incorporation and the (semi-)annual report of the fund which may be obtained free of charge at the head office of the representative: HSBC Asset Management (Switzerland) AG, Gartenstrasse 26, Postfach, CH-8002 Zürich, Schweiz. Paying agent: HSBC Private Bank (Suisse) S.A., Quai des Bergues 9-17, P. O. Box 2888, CH-1211 Geneva 1. Investors and potential investors should read and note the risk warnings in the prospectus and relevant KID. Before subscription, investors should refer to the prospectus for general risk factors and to the KID for specific risk factors associated with this fund. Issue and redemption expenses are not taken into consideration in the calculation of performance data.

The presented fund is authorised for distribution in Switzerland in the meaning of Art. 120 CISA.

The fund presented in this document is a sub-fund of HSBC Global Investment Funds, an investment company constituted as a société à capital variable domiciled in Luxembourg. The shares in HSBC Global Investment Funds have not been and will not be registered under the US Securities Act of 1933 and will not be sold or offered in the United States of America, its territories or possessions and all areas subject to its jurisdiction, or to United States Persons. Further Information can be found in the prospectus.

Source: HSBC Asset Management, data as at 31 January 2024

Follow us on:



For more information please contact us at Tel: +41 (0) 44 206 26 00.

Website:

www.assetmanagement.hsbc.com/ch

Glossary

