

## HSBC Global Investment Funds

# ASIA PACIFIC EX JAPAN EQUITY HIGH DIVIDEND

Monthly report 31 January 2024 | Share class ICEUR



## Investment objective

The Fund aims to provide capital growth and income by investing in a portfolio of Asia-Pacific (excluding Japan) shares, while promoting environmental, social and governance (ESG) characteristics. The Fund aims to create a portfolio that has a dividend yield above its reference benchmark. The Fund qualifies under Article 8 of SFDR.



## Investment strategy

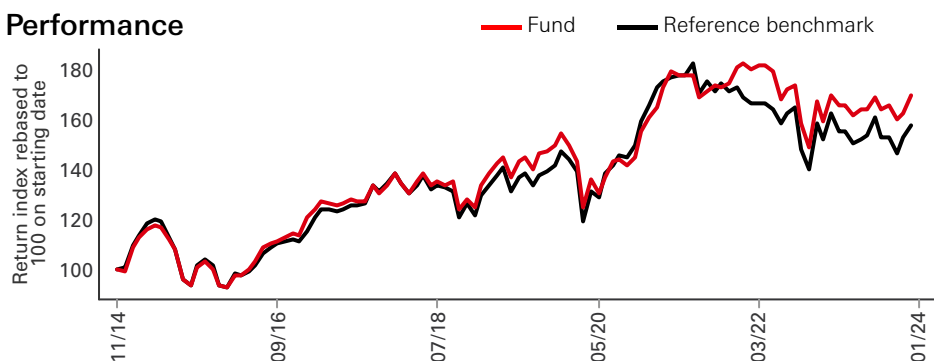
The Fund is actively managed. In normal market conditions, the Fund will invest at least 90% of its assets in shares (or securities similar to shares) of companies of any size that are based in, Asia-Pacific (excluding Japan) region. The fund invests in both developed markets and emerging markets. The Fund includes the identification and analysis of a company's ESG Credentials as an integral part of the investment decision making process to reduce risk and enhance returns. The Fund will not invest in companies with involvement in specific excluded activities, such as: companies involved in the production of controversial weapons and tobacco; companies with more than 10% revenue generated from thermal coal extraction. The Fund can invest up to 50% in China A and China B-shares. The Fund may invest up to 10% in other funds and up to 10% in Real Estate Investment Trusts. See the Prospectus for a full description of the investment objectives and derivative usage.



## Main risks

- Please remember that the value of investments, and any income received from them, can fall as well as rise, is not guaranteed and you may not get back the amount you invested.
- The value of investible securities can change over time due to a wide variety of factors, including but not limited to: political and economic news, government policy, changes in demographics, cultures and populations, natural or human-caused disasters etc.
- The Fund may invest in Emerging Markets, these markets are less established, and often more volatile, than developed markets and involve higher risks, particularly market, liquidity and currency risks.

## Performance



## Share Class Details

### Key metrics

NAV per Share	<b>EUR 20.71</b>
Performance 1 month	<b>-2.40%</b>
Volatility 3 years	<b>13.34%</b>

### Fund facts

UCITS V compliant	<b>Yes</b>
Dividend treatment	<b>Accumulating</b>
Dealing frequency	<b>Daily</b>
Valuation Time	<b>17:00 Luxembourg</b>
Share Class Base Currency	<b>EUR</b>
Domicile	<b>Luxembourg</b>
Inception date	<b>14 November 2014</b>
Fund Size	<b>USD 297,126,121</b>
Reference benchmark	<b>100% MSCI AC Asia Pacific ex Japan</b>
Managers	<b>Sanjiv Duggal Nilang Mehta Tian Chen</b>

### Fees and expenses

Minimum Initial Investment	<b>USD 1,000,000</b>
Ongoing Charge Figure <sup>1</sup>	<b>1.000%</b>

### Codes

ISIN	<b>LU0622165578</b>
Bloomberg ticker	<b>HSASIAE LX</b>

<sup>1</sup>Ongoing Charges Figure is based on expenses over a year. The figure includes annual management charge but not the transaction costs. Such figures may vary from time to time.

Past performance does not predict future returns. The figures are calculated in the share class base currency, dividend reinvested, net of fees.

This is a marketing communication. Please refer to the prospectus and to the KID before making any final investment decisions.

For definition of terms, please refer to the Glossary QR code and Prospectus.

Source: HSBC Asset Management, data as at 31 January 2024

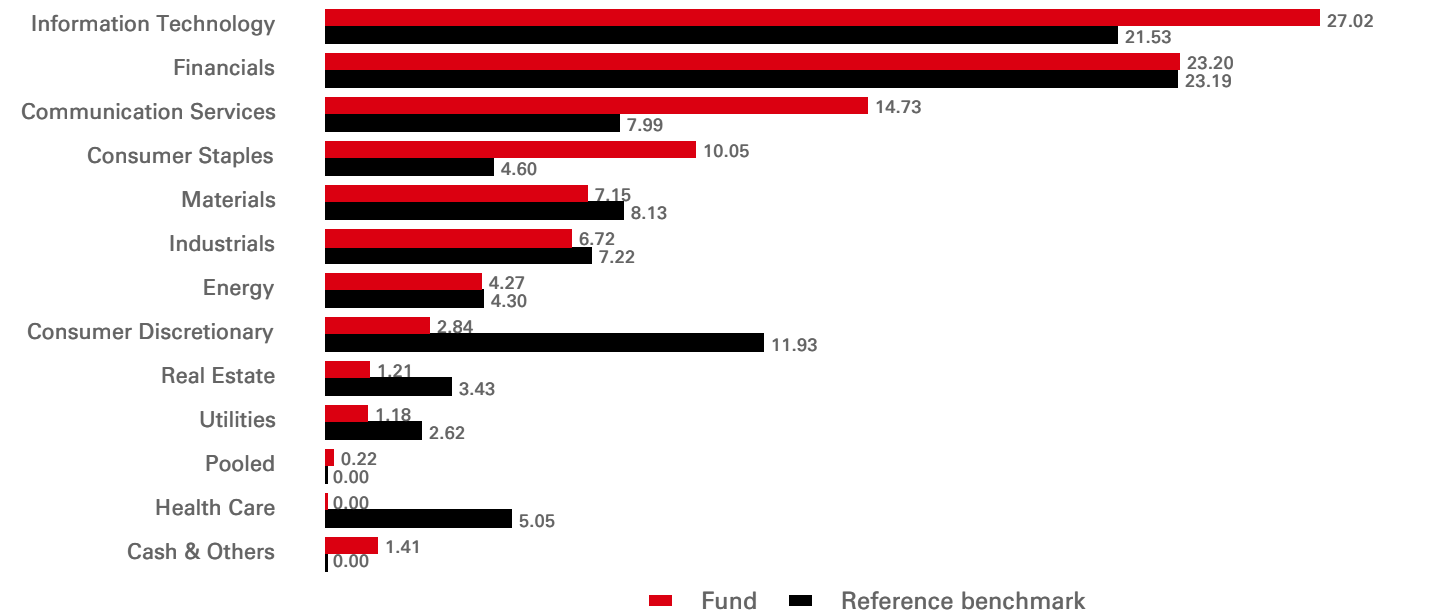
Performance (%)	YTD	1 month	3 months	6 months	1 year	3 years ann	5 years ann	10 years ann	Since inception ann	
ICEUR	-2.40	-2.40	3.68	-1.80	-2.35	0.13	4.43	--	5.63	
Reference benchmark	-3.17	-3.17	4.17	-4.77	-5.91	-3.99	3.31	--	4.70	

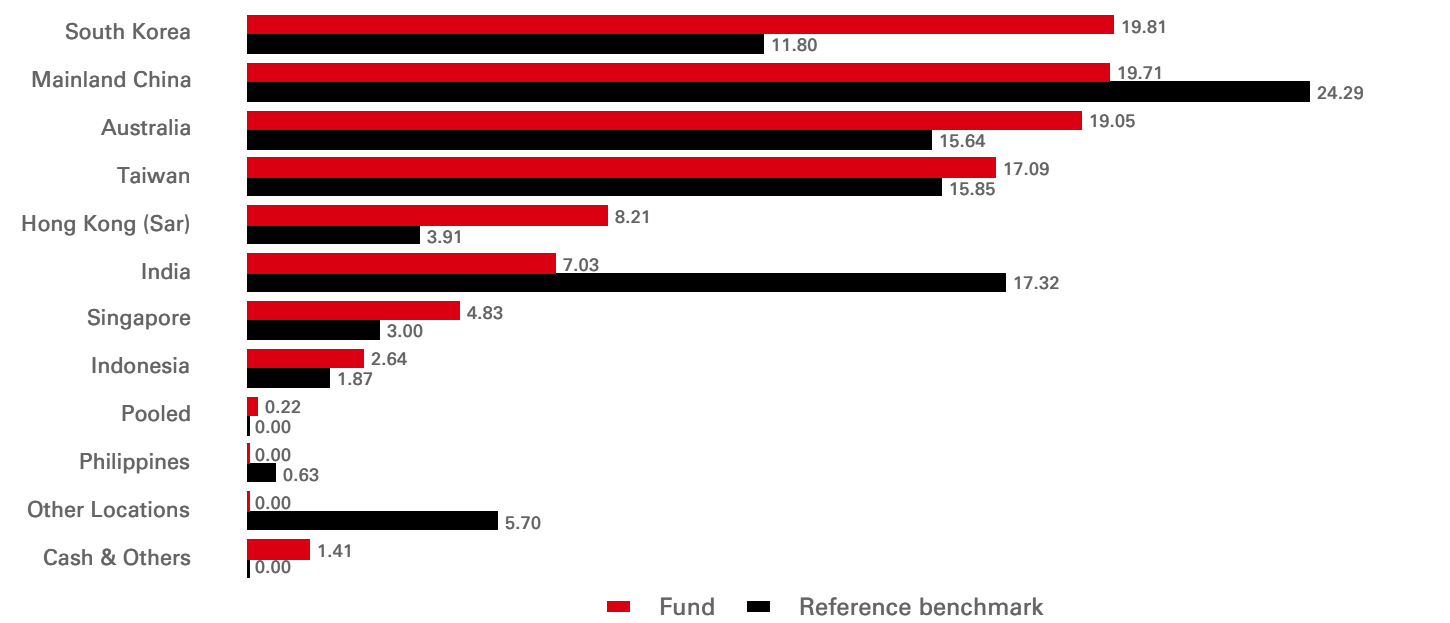
Rolling Performance (%)	31/01/23-31/01/24	31/01/22-31/01/23	31/01/21-31/01/22	31/01/20-31/01/21	31/01/19-31/01/20	31/01/18-31/01/19	31/01/17-31/01/18	31/01/16-31/01/17	31/01/15-31/01/16	31/01/14-31/01/15
ICEUR	-2.35	-7.04	10.60	10.35	12.11	-3.82	14.75	29.12	-13.77	--
Reference benchmark	-5.91	-3.63	-2.39	20.05	10.74	-6.05	19.86	22.70	-14.17	--

Equity characteristics	Fund	Reference benchmark	3-Year Risk Measures	ICEUR	Reference benchmark
No. of holdings ex cash	36	1,312	Volatility	13.34%	14.01%
Average Market Cap (USD Mil)	93,822	100,024	Information ratio	0.69	--
			Beta	0.86	--

Sector Allocation (%)



Geographical Allocation (%)



Top 10 Holdings	Location	Sector	Weight (%)
Taiwan Semiconductor Co Ltd	Taiwan	Information Technology	9.05
Samsung Electronics Co Ltd	South Korea	Information Technology	7.37
Santos Ltd	Australia	Energy	4.27
Baidu Inc	Mainland China	Communication Services	4.27
SK Square Co Ltd	South Korea	Industrials	4.10
L'Occitane International SA	Hong Kong (SAR)	Consumer Staples	3.91
Telstra Corp Ltd	Australia	Communication Services	3.86
PING AN	Mainland China	Financials	3.85
South32 Ltd	Australia	Materials	3.81
TINGYI	Mainland China	Consumer Staples	3.78

## Risk Disclosure

- Different investment styles typically go in and out of favour depending on market conditions and investor sentiment.
- Derivatives may be used by the Fund, and these can behave unexpectedly. The pricing and volatility of many derivatives may diverge from strictly reflecting the pricing or volatility of their underlying reference(s), instrument or asset.
- Investment Leverage occurs when the economic exposure is greater than the amount invested, such as when derivatives are used. A Fund that employs leverage may experience greater gains and/or losses due to the amplification effect from a movement in the price of the reference source.
- You should be aware of the potential risk of investing in a currency which is not your base currency and the effect any change in exchange rates may have, be it up or down, when converting your returns back to your base currency. The underlying investments may be made in local currencies which are subject to exchange rate fluctuations if converting returns back to the base currency.
- Further information on the potential risks can be found in the Key Information Document (KID) and/or the Prospectus or Offering Memorandum.

## Index Disclaimer

Source: MSCI. The MSCI information may only be used for your internal use, may not be reproduced or disseminated in any form and may not be used as a basis for or a component of any financial instruments or products or indices. None of the MSCI information is intended to constitute investment advice or a recommendation to make (or refrain from making) any kind of investment decision and may not be relied on as such. Historical data and analysis should not be taken as an indication or guarantee of any future performance analysis, forecast or prediction. The MSCI information is provided on an "as is" basis and the user of this information assumes the entire risk of any use made of this information. MSCI, each of its affiliates and each other person involved in or related to compiling, computing or creating any MSCI information (collectively, the "MSCI Parties") expressly disclaims all warranties (including, without limitation, any warranties of originality, accuracy, completeness, timeliness, non-infringement, merchantability and fitness for a particular purpose) with respect to this information. Without limiting any of the foregoing, in no event shall any MSCI Party have any liability for any direct, indirect, special, incidental, punitive, consequential (including, without limitation, lost profits) or any other damages. (www.msci.com)

## Benchmark disclosure

The Investment Advisor will use its discretion to invest in securities not included in the reference benchmark based on active investment management strategies and specific investment opportunities. It is foreseen that a significant percentage of the Fund's investments will be components of the reference benchmark. However, their weightings may deviate materially from those of the reference benchmark. Any deviations with respect to the benchmark are monitored within a comprehensive risk framework, which includes monitoring at issuer, sector and country level. The deviation of the Fund's performance relative to the benchmark is monitored, but not constrained, to a defined range.

**Source: HSBC Asset Management, data as at 31 January 2024**

Follow us on:



HSBC Asset Management

---

### Glossary



## Important Information

The material contained herein is for marketing purposes and is for your information only. This document is not contractually binding nor are we required to provide this to you by any legislative provision. It does not constitute legal, tax or investment advice or a recommendation to any reader of this material to buy or sell investments. You must not, therefore, rely on the content of this document when making any investment decisions.

Issued by and approved in the UK by HSBC Global Asset Management (UK) Limited which is registered in England at 8 Canada Square, London E14 5HQ. Authorised and regulated by the Financial Conduct Authority and entered on the Financial Conduct Authority register as number 122335.

Distributed by HSBC Bank plc. HSBC Bank plc, Jersey Branch is regulated by the Jersey Financial Services Commission for Banking, General Insurance Mediation, Investment and Fund Services Business. HSBC Expat is a division of HSBC Bank plc, Jersey Branch. HSBC Bank plc, Guernsey Branch is licensed by the Guernsey Financial Services Commission for Banking, Insurance and Investment Business. In the Isle of Man HSBC Bank plc is licensed by the Isle of Man Financial Services Authority. HSBC Bank plc is registered and incorporated in England and Wales with limited liability, number 14259. Registered office: 8 Canada Square, London E14 5HQ. Copyright HSBC Global Asset Management (UK) limited 2022. All Rights Reserved.

The fund is a sub-fund of HSBC Global Investment Funds, a Luxembourg domiciled SICAV. UK based investors are advised they may not be afforded some of the protections conveyed by the provisions of the Financial Services and Markets Act (2000), (the Act). The company is recognised in the UK by the Financial Conduct Authority under section 264 of the Act. The shares in the company have not been and will not be offered for sale or sold in the United States of America, its territories or possessions and all areas subject to its jurisdiction, or to United States Persons. All applications are made on the basis of the Prospectus, Key investor document (KID), Supplementary Information Document (SID) and most recent annual and semi-annual reports, which can be obtained upon request free of charge from HSBC Global Asset Management (UK) Limited, 8 Canada Square, Canary Wharf, London E14 5HQ UK; the local distributors or from our website (see below). Investors and potential investors should read and note the risk warnings in the Prospectus, KID and additionally, in the case of retail clients, the information contained in the supporting SID.

Further information about the Company including the Prospectus, the most recent annual and semi-annual reports of the Company and the latest share prices, may be obtained free of charge, in English, from the Registrar and Transfer Agent by emailing [amgtransferagency@lu.hsbc.com](mailto:amgtransferagency@lu.hsbc.com), or by visiting [www.global.assetmanagement.hsbc.com](http://www.global.assetmanagement.hsbc.com).

The most recent Prospectus is available in English and German. Key Investor Document (KID) are available in the local language where they are registered.

Term: The management company cannot terminate the Fund unilaterally. The Board of Directors may furthermore decide to liquidate the Fund in certain circumstances set out in the prospectus and articles of incorporation of the Fund. Further additional and complete information (including but not limited to) investor rights, costs and charges, please refer to the prospectus.

Detailed information for article 8 and 9 sustainable investment products, as categorised under the Sustainable Finance Disclosure Regulation (SFDR), including; description of the environmental or social characteristics or the sustainable investment objective; methodologies used to assess, measure and monitor the environmental or social characteristics and the impact of the selected sustainable investments and; objectives and benchmark information, can be found at: <https://www.assetmanagement.hsbc.co.uk/en/intermediary/investment-expertise/sustainable-investments/sustainable-investment-product-offering>