

PROSPECTUS

The shares or units of the fund mentioned herein ("the Fund") have not been registered under the US Securities Act of 1933 and may not be offered or sold directly or indirectly in the United States of America (including its territories and possessions), to US persons, as defined in Regulation S ("US persons").

1	General characteristics.....	1
2	Administrators	3
3	Management and operating principles.....	4
3.1	General characteristics.....	4
3.2	Special provisions.....	6
4	Commercial information	28
5	Investment rules	28
6	Overall risk	29
7	Asset valuation and accounting rules.....	29
7.1	Valuation methods	29
7.2	Method used to recognise income from fixed-income securities.....	30
7.3	Method used to recognise expenses	30
8	Remuneration	30

1 GENERAL CHARACTERISTICS

Name

G FUND EQUITY CONVICTIONS ISR

25, rue de la Ville-l'Evêque, 75008 Paris, France.

Legal form and Member State in which the UCITS was incorporated

French open-ended investment company with variable capital (Société d'Investissement à Capital Variable, SICAV).

Formation date and planned term

20 November 2001

This UCITS was initially formed for a 99-year term.

Summary of the management offer

Share class	ISIN code	Eligible subscribers	Allocation of distributable income	Base currency	Minimum initial subscription amount	Net asset value at launch
E	FR00140099I6	Reserved for investors subscribing via company savings and retirement schemes, in which some or all of the investment vehicles' management fees are borne by the company in question	Accumulation	Euro	€0.01	€100
E1	FR00140099J4	Reserved for investors subscribing via company savings and retirement schemes	Accumulation	Euro	€0.01	€100
E2	FR00140099H8	Reserved for investors subscribing via savings and retirement schemes set up by companies or groups of companies selected by the Marketing Agent	Accumulation	Euro	€0.01	€100
G	FR0010890194	Reserved for Groupama Assurances Mutuelles companies, subsidiaries and regional mutuals	Accumulation and/or Distribution and/or Carried forward	Euro	€300,000	€10,000
I ⁽¹⁾⁽⁴⁾	FR0010013987*	Reserved for institutional investors	Accumulation	Euro	One thousandth of a share	€100.03
M ⁽⁴⁾	FR0010589275	Reserved for institutional investors excluding UCIs or mandates managed by Groupama Asset Management or its subsidiaries	Accumulation	Euro	One thousandth of a share	€100 ⁽²⁾
NC	FR0010271528	Open to all subscribers	Accumulation	Euro	€100	€500
ND	FR0011445451	Open to all subscribers	Distribution and/or Carried forward	Euro	€100	€500
OA	FR001400IRB4	Reserved for UCIs and mandates managed by Groupama Asset Management or its subsidiaries that are part of the Oxygène range	Accumulation	Euro	One thousandth of a share	€10,000
OS ^{(4) (5)}	FR0010890186	Reserved for UCIs and mandates managed by Groupama Asset Management or its subsidiaries that are part of the Opale range ⁽³⁾	Accumulation	Euro	One thousandth of a share	€10,000
R	FR0013267630	Reserved for investors subscribing via distributors or intermediaries providing advisory services as defined by the MiFID II European regulations, or individual portfolio management services under mandate when they are exclusively remunerated by their clients	Accumulation	Euro	One thousandth of a share	€500

⁽¹⁾ Including all shareholders who subscribed to the SICAV before the share classes were created.

⁽²⁾ Net asset value split by 100 on 10 March 2009.

⁽³⁾ Including all shareholders who subscribed to the SICAV before 14/12/2016.

⁽⁴⁾ Including all subscriptions processed before 19/04/2017.

⁽⁵⁾ As of 30/06/2023, the "O" share became the "OS" share.

Address from which the latest annual report and interim financial statement may be obtained

Investors will be sent the latest annual documents and the breakdown of the assets within eight business days of sending a written request to:

Groupama Asset Management, 25, rue de la Ville-l'Evêque, 75008 Paris, France.

The documents are also available on the company's website at www.groupama-am.com.

Contact details:

For corporate and institutional investors: Groupama Asset Management's Business Development Department (Sales office: +33 (0)1 44 56 76 76).

For individual investors: your distributor (Groupama Assurances Mutuelles distribution networks; external distributors approved by Groupama Asset Management).

Additional information, if required, may be obtained from the Groupama Asset Management Business Development Department (Sales office: +33 (0)1 44 56 76 76).

2 ADMINISTRATORS

Depository – Custodian

CACEIS Bank, 89-91 rue Gabriel Péri, 92120 Montrouge, France, a credit institution authorised by the CECEI, now the ACPR (the French Prudential Supervisory and Resolution Authority), on 1 April 2005.

The custodian's duties, as defined by the applicable regulations, include custody of the assets, checking that the Management Company's decisions are lawful and monitoring UCI cash flows.

The custodian is independent of the Management Company.

The description of the delegated custodial duties, the list of representatives and sub-representatives of CACEIS Bank and information relating to conflicts of interest that may result from these delegations are available on the CACEIS website: www.caceis.com.

Updated information is made available to investors upon request.

Clearing house for subscriptions/redemptions

- **Groupama Asset Management**, for directly registered units.

Following collection of these orders, Groupama Asset Management will forward them to CACEIS Bank in its capacity as an affiliate of Euroclear France.

- And, by delegation of the Management Company, **CACEIS Bank** for bearer or administered registered units.

Representatives

Delegated Administrative and Financial Manager for all assets under management:

Groupama Asset Management – 25, rue de la Ville-l'Evêque, 75008 Paris, France, a portfolio management company authorised by the Commission des opérations de bourse, now the AMF – Autorité des marchés financiers (French Financial Markets Authority) under number GP 93-02 on 5 January 1993.

Accounting representative:

CACEIS Fund Administration – 89-91 rue Gabriel Péri, 92120 Montrouge, France, a credit institution authorised by the CECEI, now the ACPR (French Prudential Supervisory and Resolution Authority), on 1 April 2005.

Institutions appointed to receive subscriptions and make redemptions, and responsible for adhering to the clearing deadlines indicated in the prospectus, by delegation of the Management Company

CACEIS Bank, for bearer or administered registered units.

Fund accounting

CACEIS Bank is responsible for the UCI's fund accounting, covering the clearance of subscription and redemption orders for units of the UCI. It will process these orders in partnership with Euroclear France, with which the UCI is listed, and manage the UCI's unit issuance account for bearer or administered registered units.

Auditor

Deloitte & Associés – 6 Place de la Pyramide, 92909 Paris-La-Défense, France.

Distributors

Groupama Assurances Mutuelles distribution networks (8-10 rue d'Astorg, 75008 Paris, France) and external distributors approved by Groupama Asset Management.

Conflict of interest management policy

In order to identify, prevent, manage and monitor conflicts of interest that result from delegations, the Management Company has implemented a conflict of interest management policy available on request from your usual advisor or on the Management Company's website www.groupama-am.com.

Information about the composition of the Board of Directors, and about management activities that are significant in terms of the Fund, is provided in the annual report.

3 MANAGEMENT AND OPERATING PRINCIPLES

3.1 General characteristics

Characteristics of shares

Type of right attached to the share class:

Shareholders' rights are expressed as shares. Each share corresponds to an equal fraction of the Fund's assets. Each shareholder has a right of ownership in the Fund's assets in proportion to the number of shares held.

Shareholder register and fund accounting:

Fund accounting for liabilities is provided by the custodian, CACEIS Bank.

Share administration is performed by Euroclear France.

Voting rights:

Voting rights confer the right to vote at ordinary and extraordinary general meetings. The articles of association specify how voting rights can be exercised.

Types of shares:

Shares are registered and/or bearer shares.

Fractions:

I, NC and ND shares: may be subscribed as an amount or in ten-thousandths of a share. Shares may be redeemed as an amount or in ten-thousandths of a share.

E, E1, E2, M, G, OA, OS and R shares: may be subscribed as an amount or in thousandths of a share. Shares may be redeemed as an amount or in thousandths of a share.

Financial year end

The last Paris Stock Exchange trading day in September.

The first financial year ended on the last Paris Stock Exchange trading day in September 2002.

Tax system

The Fund is eligible for PEA (personal equity savings plans) for individual investors.

The Fund is not subject to corporation tax. In accordance with the principle of transparency, the tax authorities consider the shareholder to be the direct owner of a proportion of the financial instruments and cash held in the Fund.

The tax treatment of any capital gain or income from holding shares of the UCITS depends on tax provisions specific to the investor's own particular circumstances and/or on the tax provisions in the country where the investor resides. Investors should seek professional financial advice.

The French tax system considers a switch from one share class to another share class to be a sale subject to capital gains tax.

3.2 Special provisions

ISIN codes of the share classes:

E share	FR00140099I6
E1 share	FR00140099J4
E2 share	FR00140099H8
G share	FR0010890194
I share	FR0010013987
M share	FR0010589275
NC share	FR0010271528
ND share	FR0011445451
OA share	FR001400IRB4
OS share	FR0010890186
R share	FR0013267630

Classification

“Eurozone Equities” UCITS.

SFDR classification

This UCITS is a financial product that promotes environmental or social characteristics, or a combination of these characteristics, in accordance with Article 8 of the SFDR.

Investment in UCIs: up to 10% of the net assets.

Management objective

The Fund's management objective is, through active management, to outperform its benchmark, the MSCI EMU Index (closing price, net dividends reinvested).

This objective will be implemented via an active management approach that promotes the sustainability of issuers through an analysis of the ESG (environmental, social/societal and governance) characteristics of the securities held in the portfolio.

Benchmark index

The benchmark is the MSCI EMU (price calculated at closing – net dividends reinvested), a large index that groups together more than 200 equities representing the largest market capitalisations in the eurozone. It is calculated by Morgan Stanley Capital International (MSCI), with net dividends reinvested.

This index is only a reference. No mechanism to maintain any level of correlation with it is in place as part of the managerial approach implemented. Nevertheless, the behavioural profile of the portfolio and the index may be comparable in certain market configurations.

Investment strategy

Description of the strategies used

- Overall strategy of the Fund:
Management aims to generate added value by implementing both a Top-down and Bottom-up strategy and integrating ESG criteria.

- Top Down Approach:

Top-down: Fund managers start from the macroeconomic fundamentals of each country (i.e. unemployment rate, inflation level, GDP growth and interest rates) and progressively work down to the level of individual securities, having studied beforehand the potential of each economic sector.

- Bottom Up Approach:

Bottom-up: This is an ascending approach that focuses first of all on the intrinsic qualities of a stock. An analysis is then performed of the economic outlook of the sector in which each company operates as well as the fundamentals of the country or economic region in which it operates.

These approaches make use of various other sources of added value, such as economic analyses, financial planning, financial analysis and management. The Fund's performance is driven by both sector allocation and stock selection. To a lesser degree, liquidity management may also contribute to this added value. Lastly, in managing the Fund, although equities are the preferred financial instruments, we may also use, on a marginal basis, derivatives whose underlying assets are closely tied to the assets in the portfolio or to assets that the manager wishes to bring into the portfolio.

- Integration of ESG criteria:

Environmental, Social and Governance criteria are the three pillars of extra-financial analysis used to evaluate a company.

The Environmental criteria analyse the positioning and ability of companies to adapt to the energy and ecological transition, as well as the impact of their activities in terms of biodiversity protection, waste management, pollution, water management and quality and raw material consumption.

The Social/Societal criteria include, on the one hand, an analysis of the company's human capital (skills management, training, corporate culture, work environment, etc.) with regard to the three transitions and, on the other hand, an analysis of its societal impact (external relations with customers, suppliers and communities), which examines the company's role in society, its "raison d'être", particularly through its efforts to meet the objectives of sustainable development.

The Governance criteria relate to the way in which the company is managed, run and controlled, including its relationship with its shareholders, board of directors and management, and the extent to which sustainability issues are integrated into strategy and external communication. The Governance analysis examines whether the supervisory framework of the company is effective in ensuring that management is successfully implementing its strategy and whether it is working in the interests of all shareholders and stakeholders.

- Integration of the EU Taxonomy:

Regulation (EU) 2020/852 of the European Parliament and of the Council of 18 June 2020 on the establishment of a framework to facilitate sustainable investment and amending Regulation (EU) 2019/2088 (the **EU Taxonomy** or the **Taxonomy Regulation**) aims to identify environmentally sustainable economic activities. It identifies these activities based on their contribution to six overarching environmental objectives:

- climate change mitigation,
- climate change adaptation,
- the sustainable use and protection of water and marine resources,
- the transition to a circular economy (waste, reduction and recycling),
- pollution prevention and mitigation, and
- the protection and restoration of biodiversity and ecosystems.

To be considered as sustainable, an economic activity must demonstrate that it makes a material contribution to achieving one of the six objectives, without prejudice to any of the other five (the "do no significant harm" principle, hereinafter **DNSH**). The DNSH principle applies only to the underlying investments of the financial product that take account of the European Union's criteria for environmentally sustainable economic activities. For an activity to be considered aligned with the EU Taxonomy, it must also uphold the human and social rights enshrined in international law.

In its investment decisions, the management team shall endeavour to take into account the European Union's criteria for economic activities considered to be environmentally sustainable under the Taxonomy

Regulation (EU) 2020/852. Based on the issuer data currently available, the minimum proportion of investments aligned with the EU Taxonomy is 0%.

The underlying investments of the remaining portion of this financial product do not take account of the European Union's criteria for environmentally sustainable economic activities.

- **Portfolio composition strategy**

The investment universe of the Fund is made up primarily of companies in the Eurozone with an ESG quantitative score calculated according to a methodology established within Groupama Asset Management. This investment universe may change as a result of changes in hedging.

The UCITS' investment strategy consists of selecting companies within the investment universe that ensure sustainable financial growth, i.e. companies benefiting from economic developments and transformations in the field of environmental, demographic and digital transitions.

The construction of the Fund portfolio follows a multi-stage management process:

- **Exclusion of stocks belonging to the "Major ESG Risks" list:**
Groupama AM keeps track of a list of securities identified as comprising particularly high ESG risks (the "Major ESG Risks" list). These are companies whose ESG risks could call into question their economic and financial viability or could have a significant impact on the value of the company and thus lead to a substantial loss in the value of their stock or a significant downgrade by the rating agencies.
- **Exclusion of sectors deemed incompatible with Groupama AM's commitment policy:**
Companies known to be involved in controversial weapons activities (cluster bombs and anti-personnel mines) are excluded from the UCITS' investment scope.
- **Application of Groupama AM's fossil fuel policy:** exclusion of companies involved in coal mining and coal-related energy production, and non-reinvestment in unconventional fossil fuels (UFF).
- **Investment in securities belonging to Quintiles 1 to 4 of the investment universe (representing 80% of the top-rated companies):**
For each stock, a final score ranging from 0 to 100, specific to Groupama AM, is calculated within a proprietary tool. After the scores are calculated, the universe is divided into five categories according to a Best-in-Universe approach. The stocks are assigned a category within each sector: stocks in Quintile 1 represent the top 20% of ESG scores within the sector, while stocks in Quintile 5 represent the bottom 20% of ESG scores within the sector. Stocks in Quintile 5 are excluded, i.e. 20% of the lowest rated companies.
- **A minimum 25% allocation to sustainable investment, in accordance with the definition of sustainable investment indicated above.**

Final selection result:

The final selection of securities in the portfolio will be made through discretionary work, which will combine the analysis of securities with an assessment of the criteria related to the expected financial and extra-financial performance of the company.

The result of the selection of securities in the portfolio should result in:

- a higher average ESG score for the Fund than that of its benchmark
- a minimum ESG screening and monitoring target of 90% of the portfolio, excluding cash and money-market UCIs.

- **Methodological limitations:**

The ESG approach developed by Groupama Asset Management is centred on a quantitative and qualitative analysis of the environmental, social and governance characteristics of the stocks in which it invests. The main limitation of this analysis relates to the quality of the available information. Indeed, ESG data is not yet standardised, and our analysis is ultimately based on qualitative and quantitative data provided by the companies themselves, some of which may still be fragmented and heterogeneous. To mitigate these

limitations, Groupama Asset Management focuses its analysis on the most material aspects of the sectors and companies analysed.

For more detailed information on the rating methodology used to assess the Fund and its limitations, investors are invited to refer to the Groupama Asset Management Transparency Code available on the website www.groupama-am.com.

- Management style:

The Fund will be actively managed and will aim to achieve a performance corresponding to its management objective, taking into account the risk criteria defined at the outset, in accordance with the process.

Assets, excluding embedded derivatives

- In terms of portfolio management, the preferred investment universe is eurozone equities. At least 75% of the Fund's assets will be invested in one or more markets of equities issued in the eurozone, with the manager selecting the stocks and sectors judged to be the most promising. Stocks are selected from among those represented in the benchmark index or whose behaviour or capitalisation is comparable to this benchmark. Geographic allocation within the eurozone follows the same selection principles as set out above. The manager seeks to maintain a certain degree of diversity in the composition of the portfolio in terms of the lines, sectors and countries represented. In addition, the bias identified in respect of the benchmark index must also be diversified to ensure that the risk of divergence from the index is not the result of a single management decision. Futures and options may also be utilised on an ancillary basis.
- Holding shares or units of other UCITS, AIFs or foreign investment funds:
The SICAV may invest up to 10% of its net assets in UCITS units or shares under French or foreign law.
The Fund may purchase and resell trackers to manage significant subscription or redemption requests.

Derivatives and securities with embedded derivatives

Management does not exclude the use of derivatives and securities with embedded derivatives (regulated, organised or OTC) and if the equities risk predominates in this class of assets, ancillary exposure to exchange risk, interest rate risk or credit risk is possible.

- Types of instruments used:
The manager may trade in the derivatives and securities with embedded derivatives described in the table below:

Risks in which the manager intends to trade		Types of markets targeted			Types of trades			
Equities	X	Regulated	Organised	Over-the-counter	Hedging	Exposure	Arbitrage	Other
Interest rates								
Foreign exchange								
Credit								
Derivatives used								
Futures								
- Equities		X	X		X	X		
- Interest rates								
- Foreign currencies								
Options								
- Equities		X	X		X	X		
- Interest rates								
- Foreign exchange								
Swaps								
- Equities								
- Interest rates								
- Inflation								
- Foreign exchange								
- Total return swaps								
Forward currency contracts								
- Forward currency contracts								
Credit derivatives								
- Single entity credit default swaps and basket default swap(s)								
- Indices								
- Index options								
- Structuring for basket credit derivatives (CDO tranches, iTraxx tranches, FTD, NTD, etc.)								
Other								
- Equity								
Securities with embedded derivatives used								
Warrants								
- Equities		X	X			X		
- Interest rates								
- Foreign exchange								
- Credit								
Subscription warrants								
- Equities		X	X			X		
- Interest rates								
Other								
- Structured EMTNs								
- Convertible bonds								
- Contingent convertible bonds (CoCo bonds)								
- Callable or puttable bonds								
- Credit-linked notes (CLN)								

- **Counterparty selection criteria**

Counterparties for over-the-counter instruments (over-the-counter derivatives and effective portfolio management techniques) are selected through a specific procedure applied within the Management Company: the main selection criteria relate to their financial strength, their expertise on the types of transactions planned, the general contractual clauses and the specific clauses relating to counterparty risk mitigation techniques.

Deposits:

Up to 10% of the Fund may be held in negotiable deposit certificates for cash management purposes.

Cash borrowings:

On an exceptional basis, with the aim of investing in anticipation of a market rise or on a more temporary basis to manage large redemptions, the manager may borrow cash up to 10% of the net assets of the Fund from the custodian.

Temporary purchases and sales of securities:

The Fund does not intend to carry out temporary purchases or sales of securities.

Since the UCITS may use derivatives and securities with embedded derivatives and engage in cash borrowing, the portfolio's total exposure will not exceed 200% of the net assets.

Information relating to the UCITS' financial guarantees

In connection with over-the-counter derivative transactions, the UCITS may receive securities and cash as collateral.

Cash collateral is reinvested in accordance with the applicable rules.

All of these assets must be issued by high-quality, liquid, diversified issuers with low volatility that are not an entity of the counterparty or its group.

The discounts applied to collateral received take into account the credit quality, the price volatility of the securities and the result of stress tests carried out in accordance with the regulatory provisions.

The level of financial collateral and the discount policy are determined in accordance with the regulations in force.

Risk profile

Capital loss risk:

Capital risk exists, as the SICAV does not offer any capital guarantee.

Equity risk:

The principal risk to which investors are exposed is market risk, as normally more than 75% of the Fund is consistently invested in eurozone equities. The Fund's net asset value is highly likely to experience fluctuations comparable to those seen in its preferred investment universe. Volatility risk may be close to that of the index, which implies capital risk, as the SICAV does not offer any capital guarantee.

In order to limit relative risk, the manager seeks to control the Fund's divergence from the index; any underperformance against the index should therefore be limited, although it cannot be ruled out.

Use of derivative financial instruments:

The use of derivatives may increase or decrease the volatility of the UCITS by, respectively, increasing or decreasing its exposure.

Volatility of the net asset value:

Volatility represents the range of variation in the net asset value. The volatility of the portfolio is generally similar to that of the index. History has shown that volatility can be high, even higher than that of the index, since the number of securities in the portfolio is much lower than the number of securities included in the index. This risk is even greater given that the investment horizon is short. In terms of relative risk, if management tries to outperform

its benchmark index, underperformance cannot be excluded. In addition, the manager is given a great deal of discretion, which may cause performance to differ significantly from that of the index.

Exchange rate risk:

The exchange rate risk is likely to be ancillary as investment in assets outside the eurozone is limited to 10% and because the securities in which the manager invests are mostly denominated in euros.

Counterparty risk:

Counterparty risk exists and is associated with the conclusion of over-the-counter financial futures contracts. It measures the risks for an entity in terms of its commitments with respect to the counterparty with which the agreement has been concluded. It therefore refers to the risk that a counterparty may default, causing it to default on payment.

Sustainability risk:

Sustainability risks, comprising those on the Major ESG Risks list and the fossil fuels policy, are taken into account during decision-making as follows:

- Major ESG Risks list: this list comprises companies whose ESG risks could call into question their economic and financial viability, or could have a significant impact on the company's value and brand, thus resulting in a significant fall in market value or a significant downgrade by rating agencies. The securities comprising this list are excluded from the UCITS.
- Fossil fuels policy: the purpose of this policy is to reduce the exposure of the UCITS to climate risks, including both physical and transition risks. In order to limit these risks, an excluded stocks list has been defined according to the criteria stipulated in Groupama AM's general policy, which is available at www.groupama-am.com. These stocks are excluded.

Guarantee or protection

None.

Eligible subscribers and typical investor profile

E share	Reserved for investors subscribing via company savings and retirement schemes, in which some or all of the investment vehicles' management fees are borne by the company in question
E1 share	Reserved for investors subscribing via company savings and retirement schemes
E2 share	Reserved for investors subscribing via savings and retirement schemes set up by companies or groups of companies selected by the Marketing Agent
G share	Reserved for Groupama Assurances Mutuelles companies, subsidiaries and regional mutuals
I share	Reserved for institutional investors
M share	Reserved for institutional investors excluding UCIs or mandates managed by Groupama Asset Management or its subsidiaries
NC share	Open to all subscribers
ND share	Open to all subscribers
OA share	Reserved for UCIs and mandates managed by Groupama Asset Management or its subsidiaries that are part of the Oxygène range
OS share	Reserved for UCIs and mandates managed by Groupama Asset Management or its subsidiaries that are part of the Opale range
R share	Reserved for investors subscribing via distributors or intermediaries providing advisory services as defined by the MiFID II European regulations, or individual portfolio management services under mandate when they are exclusively remunerated by their clients

The G FUND EQUITY CONVICTIONS ISR fund is aimed at investors whose objective is dynamic long-term capital growth and who can tolerate some capital risk. It is particularly intended for investors who appreciate the sustainable development approach and are seeking diversification in this sector.

The recommended investment period is more than five years.

Proportion suitable for investment in the UCITS: all equity investments may be subject to significant fluctuations. The amount that may reasonably be invested in the G FUND EQUITY CONVICTIONS ISR depends on each investor's personal circumstances. These should be determined by taking into account the investor's personal wealth, needs at the present time and over five years, and the willingness to accept risk or a preference for a conservative investment approach.

Investors are also advised to diversify their investments sufficiently to avoid them being exposed exclusively to the risks of this Fund.

Investors accepting only slight risk will have less than 30% of their total portfolio exposed to equities, investors seeking a compromise between risk and performance will have approximately 50% of their total portfolio exposed to equities and investors seeking maximum performance combined with risk will have up to 70% or more of their total portfolio exposed to equities.

Investment diversification: this should be achieved by investing in different classes of assets (money market instruments, bonds and equities) and in specific sectors and different geographic regions so as to spread risks more effectively and optimise portfolio management by taking market trends into account.

Distributable income calculation and appropriation methods

E share	Accumulation.
E1 share	Accumulation.
E2 share	Accumulation.
G share	Accumulation and/or distribution. Interim dividend payments are authorised. Option to carry forward earnings in full or in part.
I share	Accumulation.
M share	Accumulation.
NC share	Accumulation.
ND share	Distribution. Interim dividend payments are authorised. Option to carry forward earnings in full or in part.
OA share	Accumulation.
OS share	Accumulation.
R share	Accumulation.

Characteristics of shares

	Initial net asset value	Base currency	Fractioning
E share	€100	Euro	Thousandths of a share
E1 share	€100	Euro	Thousandths of a share
E2 share	€100	Euro	Thousandths of a share
G share	€10,000	Euro	Thousandths of a share
I share	€100.03	Euro	Ten-thousandths of a share
M share	€100 (NAV split by 100 on 10 March 2009)	Euro	Thousandths of a share
NC share	€500	Euro	Ten-thousandths of a share
ND share	€500	Euro	Ten-thousandths of a share
OA share	€10,000	Euro	Thousandths of a share
OS share	€10,000	Euro	Thousandths of a share
R share	€500	Euro	Thousandths of a share

Subscription and redemption procedures

	Minimum initial subscription amount	Subscriptions	Redemptions (1)
E share	€0.01	In amounts or in thousandths of a share	In amounts or in thousandths of a share
E1 share	€0.01	In amounts or in thousandths of a share	In amounts or in thousandths of a share
E2 share	€0.01	In amounts or in thousandths of a share	In amounts or in thousandths of a share
G share	€300,000	In amounts or in thousandths of a share	In amounts or in thousandths of a share
I share	One thousandth of a share	In amounts or in ten-thousandths of a share	In amounts or in ten-thousandths of a share
M share	One thousandth of a share	In amounts or in thousandths of a share	In amounts or in thousandths of a share
NC share	€100	In amounts or in ten-thousandths of a share	In amounts or in ten-thousandths of a share
ND share	€100	In amounts or in ten-thousandths of a share	In amounts or in ten-thousandths of a share
OA share	One thousandth of a share	In amounts or in thousandths of a share	In amounts or in thousandths of a share
OS share	One thousandth of a share	In amounts or in thousandths of a share	In amounts or in thousandths of a share
R share	One thousandth of a share	In amounts or in thousandths of a share	In amounts or in thousandths of a share

(1) Total redemption of units will only be possible as a quantity and not as an amount.

Orders are executed in accordance with the table below:

D	D	D	D+1 business day	D+2 business days	D+2 business days
Clearing of subscription orders before 11 a.m. (2)	Clearing of redemption orders before 11 a.m. (2)	Execution of the order no later than D	Publication of the net asset value	Settlement of subscriptions	Settlement of redemptions

(2) Unless you have agreed a specific deadline with your financial institution.

Subscription and redemption requests are cleared by CACEIS Bank and may be received every business day up to 11 a.m.:

- by CACEIS Bank for those clients for whom it provides custody account-keeping services, for bearer or administered registered units
- and at Groupama Asset Management for directly registered units.

Such requests are made on the basis of an unknown net asset value with settlement on D+2 Euronext Paris.

Investors are reminded that, when sending instructions to marketing agents other than the organisations indicated above, they must take into account that the cut-off time for clearing orders imposed by CACEIS Bank also applies to these marketing agents. Consequently, these distributors may stipulate their own earlier cut-off time, which may precede the deadline mentioned above, so that instructions can be sent to CACEIS Bank on time.

The Fund's net asset value is calculated every trading day except for official French public holidays. The reference calendar is that of the Paris Stock Exchange.

The net asset value may be obtained from: www.groupama-am.com.

Swing pricing mechanism:

Groupama Asset Management has decided to implement a swing pricing mechanism to protect the UCITS and its long-term investors from the effects of strong inflows or outflows of capital.

If the net amount of subscription or redemption in the Fund exceeds a threshold previously set by Groupama Asset Management, the net asset value of the Fund will be increased or reduced by a percentage intended to offset the costs incurred by the investment or disinvestment of this amount and to ensure that these costs are not charged to the other investors in the Fund.

The triggering threshold and the extent of the swing of the net asset value are specific to the UCITS and are audited quarterly by a "Swing Price" committee. This committee may change the parameters of the swing pricing mechanism at any time, particularly in the event of a crisis on the financial markets.

Provision of redemption caps or gates:

Groupama Asset Management may implement the so-called "gates" to allow redemption requests from UCITS unitholders to be spread over several net asset values if they exceed a certain level, determined objectively.

- Description of the method used:

UCITS unitholders are reminded that the threshold for triggering gates corresponds to the relationship between:

- the difference recorded, on a single clearing date, between the number of UCITS units for which redemption is requested, or the total amount of these redemptions and the number of UCITS units for which subscription is requested, or the total amount of these subscriptions; and
- the net assets or the total number of UCITS units.

If the UCITS has several unit classes, the triggering threshold of the procedure will be the same for all UCITS unit classes.

The threshold above which the gates may be triggered is justified by the frequency at which the net asset value of the UCITS is calculated, its management orientation and the liquidity of the assets it holds. This is set at 5% of the net assets of the UCITS and applies to redemptions cleared for all the UCITS assets and not specifically to the UCITS unit classes.

When the redemption requests exceed the threshold for triggering gates, Groupama Asset Management may decide to honour redemption requests beyond the set cap, and to execute in part or in full those orders which might be blocked.

The maximum duration of the application of the gates is fixed at the equivalent of 20 net asset values for 3 months.

- Methods of providing information to unitholders:

In the event the gates system is activated, all UCITS unitholders will be informed by any means, through the website of Groupama Asset Management, www.groupama-am.com.

UCITS unitholders whose orders have not been executed will be informed as quickly as possible in a specific way.

- Processing of non-executed orders:

Redemption orders will be executed in the same proportions for UCITS unitholders who have requested redemption since the last clearing date. For non-executed orders, these will be automatically carried over to the next net asset value and will not have priority over the new redemption orders placed for execution on the basis of the next net asset value. In any case, redemption orders which are not executed and are automatically carried over may not be revoked by UCITS unitholders.

- Example illustrating the system that has been partially set up:

For example, if the total redemption order of the Fund's units is 10% while the triggering threshold is set at 5% of the net assets, Groupama Asset Management may decide to honour redemption orders up to 7.5% of the net assets (and therefore execute 75% of redemption orders as opposed to 50% if the 5% cap was strictly applied).

- Exemptions:

If a unit redemption request is received at the same time as and related to a subscription request and has the same NAV date, the ISIN code, the same number of units, the same intermediary and the same account, the redemption will not be included in the gate calculation mechanism and will therefore be honoured as is.

Charges and fees

Subscription and redemption fees:

Subscription and redemption fees increase the subscription price paid by the investor, or reduce the redemption price. Fees paid to the UCITS are used to compensate the UCITS for the expenses incurred in the investment or divestment of the assets entrusted to it. The remaining fees accrue to the Management Company, marketing agent, etc.

Share class	Base	Subscription fee not accruing to the Fund	Subscription fee accruing to the Fund	Redemption fee not accruing to the Fund	Redemption fee accruing to the Fund
E	Net asset value x Number of units or shares	Maximum rate: 4% (taxes included)	None	None	None
E1	Net asset value x Number of units or shares	Maximum rate: 4% (taxes included)	None	None	None
E2	Net asset value x Number of units or shares	Maximum rate: 4% (taxes included)	None	None	None
G	Net asset value x Number of units or shares	Maximum rate: 4% (taxes included)	None	None	None
I	Net asset value x Number of units or shares	Maximum rate: 2.75% (taxes included)	None	None	None
M	Net asset value x Number of units or shares	Maximum rate: 3% (taxes included)	None	None	None
NC	Net asset value x Number of units or shares	Maximum rate: 2.75% (taxes included)	None	None	None
ND	Net asset value x Number of units or shares	Maximum rate: 2.75% (taxes included)	None	None	None

OA	Net asset value x Number of units or shares	Maximum rate: 4% (taxes included)	None	None	None
OS	Net asset value x Number of units or shares	Maximum rate: 4% incl. tax	None	None	None
R	Net asset value x Number of units or shares	Maximum rate: 3% (taxes included)	None	None	None

Operating and management fees:

These fees include all those charged directly to the UCITS, except for transaction fees. Transaction fees include intermediary fees (brokerage, stock market taxes, etc.) and the turnover fee, if any, that may be charged, notably by the custodian and the Management Company.

The following fees may be charged in addition to the operating and management fees:

- ▶ outperformance fees. These reward the Management Company if the UCITS exceeds its objectives. They are therefore charged to the UCITS;
- ▶ turnover fees charged to the UCITS.

Regarding ongoing fees charged to the UCITS, please refer to the “Charges” section of the Key Investor Information Document (KIID).

E share:

Fees charged to the UCITS	Base	Rate scale
Financial management fees and administrative fees external to the Management Company (statutory auditor, custodian, distribution, lawyers, etc.)	Net assets	Maximum rate: 2% (taxes included)
Maximum indirect fees (Management fees and charges)	Net assets	None
Turnover fee accruing to the custodian	Deducted from each transaction	Transferable securities: None Foreign exchange transaction: €10 incl. tax OTC product: from €10 to €150* incl. tax *depending on complexity
Turnover fee accruing to the Management Company	Deducted from each transaction	By type of instrument**
Performance fee	Net assets	None

**Please refer to the “Transaction fees accruing to the Management Company” fee scale below

E1 share:

Fees charged to the UCITS	Base	Rate scale
Financial management fees and administrative fees external to the Management Company (statutory auditor, custodian, distribution, lawyers, etc.)	Net assets	Maximum rate: 2.30% (taxes included)
Maximum indirect fees (Management fees and charges)	Net assets	None
Turnover fee accruing to the custodian	Deducted from each transaction	Transferable securities: None Foreign exchange transaction: €10 incl. tax OTC product: from €10 to €150* incl. tax *depending on complexity
Turnover fee accruing to the Management Company	Deducted from each transaction	By type of instrument**
Performance fee	Net assets	None

**Please refer to the "Transaction fees accruing to the Management Company" fee scale below

E2 share:

Fees charged to the UCITS	Base	Rate scale
Financial management fees and administrative fees external to the Management Company (statutory auditor, custodian, distribution, lawyers, etc.)	Net assets	Maximum rate: 1.60% (taxes included)
Maximum indirect fees (Management fees and charges)	Net assets	None
Turnover fee accruing to the custodian	Deducted from each transaction	Transferable securities: None Foreign exchange transaction: €10 incl. tax OTC product: from €10 to €150* incl. tax *depending on complexity
Turnover fee accruing to the Management Company	Deducted from each transaction	By type of instrument**
Performance fee	Net assets	None

**Please refer to the "Transaction fees accruing to the Management Company" fee scale below

I share:

Fees charged to the UCITS	Base	Rate Scale
Financial management fees and administrative fees external to the Management Company (statutory auditor, custodian, distribution and lawyers, etc.)	Net assets deducted from Fund units or shares	Maximum rate: 1.50% (taxes included)
Maximum indirect fees (Management fees and charges)	Net assets	None
Turnover fee accruing to the custodian	Deducted from each transaction	Transferable securities: None Foreign exchange transaction: €10 incl. tax OTC product: from €10 to €150* incl. tax *Depending on complexity
Turnover fee accruing to the Management Company	Deducted from each transaction	By type of instrument**
Outperformance fee	Net assets	None

** Please refer to the "Transaction fees accruing to the Management Company" fee scale below

M share:

Fees charged to the UCITS	Base	Rate Scale
Financial management fees and administrative fees external to the Management Company (statutory auditor, custodian, distribution, lawyers etc.)	Net assets deducted from Fund units or shares	Maximum rate: 1.50% (taxes included)
Maximum indirect fees (Management fees and charges)	Net assets	None
Turnover fee accruing to the custodian	Deducted from each transaction	Transferable securities: None Foreign exchange transaction: €10 incl. tax OTC product: from €10 to €150* incl. tax *Depending on complexity
Turnover fee accruing to the Management Company	Deducted from each transaction	By type of instrument**
Outperformance fee	Net assets	15% of the outperformance of the MSCI EMU index (closing price, net dividends reinvested)

** Refer to the fee schedule below: "Transaction fees accruing to the Management Company"

NC share:

Fees charged to the UCITS	Base	Rate Scale
Financial management fees and administrative fees external to the Management Company (statutory auditor, custodian, distribution and lawyers)	Net assets deducted from Fund units or shares	Maximum rate: 2% (taxes included)*
Maximum indirect fees (Management fees and charges)	Net assets	None
Turnover fee accruing to the custodian	Deducted from each transaction	Transferable securities: None Foreign exchange transaction: €10 incl. tax OTC product: from €10 to €150** incl. tax **Depending on complexity
Turnover fee accruing to the Management Company	Deducted from each transaction	By type of instrument***
Outperformance fee	Net assets	None

*Of which 1.50% is the financial management fee

** Please refer to the "Transaction fees accruing to the Management Company" fee scale below

ND share:

Fees charged to the UCITS	Base	Rate Scale
Financial management fees and administrative fees external to the Management Company (statutory auditor, custodian, distribution and lawyers)	Net assets deducted from Fund units or shares	Maximum rate: 2% (taxes included)*
Maximum indirect fees (Management fees and charges)	Net assets	None
Turnover fee accruing to the custodian	Deducted from each transaction	Transferable securities: None Foreign exchange transaction: €10 incl. tax OTC product: from €10 to €150** incl. tax **Depending on complexity
Turnover fee accruing to the Management Company	Deducted from each transaction	By type of instrument***
Outperformance fee	Net assets	15% of the outperformance of the MSCI EMU index (closing price, net dividends reinvested)

* Of which 1.50% is the financial management fee

** Please refer to the "Transaction fees accruing to the Management Company" fee scale below

G share:

Fees charged to the UCITS	Base	Rate Scale
Financial management fees and administrative fees external to the Management Company (statutory auditor, custodian, distribution and lawyers)	Net assets	Maximum rate: 1.40% (taxes included)
Maximum indirect fees (Management fees and charges)	Net assets	None
Turnover fee accruing to the custodian	Deducted from each transaction	Transferable securities: None Foreign exchange transaction: €10 incl. tax OTC product: from €10 to €150* incl. tax *Depending on complexity
Turnover fee accruing to the Management Company	Deducted from each transaction	By type of instrument**
Outperformance fee	Net assets	None

** Please refer to the "Transaction fees accruing to the Management Company" fee scale below

OA share:

Fees charged to the Fund	Base	Rate scale
Financial management fees and administrative fees external to the management company (statutory auditor, custodian, distribution and lawyers)	Net assets	Maximum rate: 0.10% incl. tax
Maximum indirect fees (Management fees and charges)	Net assets	None
Transaction fee accruing to the custodian	Deducted from each transaction	Transferable securities: None Foreign exchange transaction: €10 incl. tax OTC product: from €10 to €150* incl. tax *depending on complexity
Transaction fee accruing to the Management Company	Deducted from each transaction	By type of instrument**
Performance fee	Net assets	15% of the outperformance of the MSCI EMU index (closing price, net dividends reinvested)

** Refer to the fee schedule below: "Transaction fees accruing to the Management Company"

OS share:

Fees charged to the UCITS	Base	Rate Scale
Financial management fees and administrative fees external to the Management Company (statutory auditor, custodian, distribution and lawyers)	Net assets	Maximum rate: 0.10% (taxes included)
Maximum indirect fees (Management fees and charges)	Net assets	None
Turnover fee accruing to the custodian	Deducted from each transaction	Transferable securities: None Foreign exchange transaction: €10 incl. tax OTC product: from €10 to €150* incl. tax *Depending on complexity
Turnover fee accruing to the Management Company	Deducted from each transaction	By type of instrument**
Outperformance fee	Net assets	None

** Please refer to the "Transaction fees accruing to the Management Company" fee scale below

R share:

Fees charged to the UCITS	Base	Rate Scale
Financial management fees and administrative fees external to the Management Company (statutory auditor, custodian, distribution, lawyers, etc.)	Net assets deducted from UCI units or shares	Maximum rate: 1.60% (taxes included)
Maximum indirect fees (Management fees and charges)	Net assets	None
Turnover fee accruing to the custodian	Deducted from each transaction	Transferable securities: None Foreign exchange transaction: €10 incl. tax OTC product: from €10 to €150* incl. tax *Depending on complexity
Turnover fee accruing to the Management Company	Deducted from each transaction	By type of instrument**
Outperformance fee	Net assets	15% of the outperformance of the MSCI EMU index (closing price, net dividends reinvested)

** Please refer to the "Transaction fees accruing to the Management Company" fee scale below

- Transaction fees accruing to the Management Company

Transaction fee accruing to the Management Company By type of instrument	Base	Maximum rate and/or scale
Equities and equivalent	Deducted from each transaction	0.10% incl. tax
Convertible bonds	Deducted from each transaction	0.05% incl. tax
Corporate bonds	Deducted from each transaction	0.05% incl. tax
Government bonds	Deducted from each transaction	0.03% incl. tax
Exchange rate, including over the counter (OTC)	Deducted from each transaction	0.005% incl. tax
Interest rate swaps (IRS)	Deducted from each transaction	0.02% incl. tax
Credit default swaps (CDS) and asset-backed securities (ABS)	Deducted from each transaction	0.03% incl. tax
Listed derivatives (per lot)	Deducted from each transaction	€2

Principles applicable to performance fee:

- General principles:

The performance fee is provisioned on each net asset value calculation date and charged upon calculation of the final NAV (net asset value) for each financial year.

The calculation method used is the “daily variation” model, which seeks to adjust the total provisioned balance when each NAV is calculated, based on the UCITS’s performance vis-à-vis the MSCI EMU since the previous NAV.

A benchmark asset is determined at each valuation of the UCITS. It represents the UCITS’s assets minus subscription/redemption amounts and valued based on the performance of the benchmark index since the most recent valuation.

Where the subfund’s valued assets, net of any fees, have outperformed the benchmark asset since the most recent NAV, an amount representing 15% of the difference will be added to the balance provisioned for performance fees. On the contrary, where the benchmark asset outperforms the subfund’s assets between two NAV calculation dates, a write-back of 15% of the difference will be made. The total provisioned balance cannot be negative, so write-backs are capped at the total value of existing provisions. Nevertheless, a theoretical negative balance will be noted so that future variable fees will only be provisioned once the underperformance recorded has been completely offset.

For redemptions, the portion of the provision for variable management fees corresponding to the number of units redeemed accrues in full to the Management Company.

In the event that no performance fee has been provisioned by the end of a reference period due to an underperformance vis-à-vis the benchmark index, the reference period will be extended to the following financial year with provision amounts calculated in the same way. Performance fees will therefore only be provisioned in the new financial year if past underperformance has been completely offset.

After five years without a performance fee (overall underperformance over five years), the calculation mechanism no longer takes into account uncompensated underperformance before the five years, as illustrated in the second table below.

Since the only criteria for calculating performance fees is a positive relative performance of the UCITS compared to the benchmark, it is possible that performance fees may be paid even in the case of negative absolute performance.

• Figure 1: General operation

	Year 1	Year 2	Year 3	Year 4	Year 5
Performance of the UCITS's shares	10%	-4%	-7%	6%	3%
Performance of the benchmark	5%	-5%	-3%	4%	0%
Out/under-performance	5%	1%	-4%	2%	3%
Cumulative performance of the Fund over the observation period	10%	-4%	-7%	-1%	2%
Cumulative performance of the benchmark over the observation period	5%	-5%	-3%	1%	1%
Cumulative out/under-performance over the observation period	5%	1%	-4%	-2%	1%
Fee charged?	Yes	Yes	No because the Fund has underperformed compared to the benchmark index	No because the UCITS has underperformed over the entirety of the current observation period, which began in year 3	Yes
Start of a new observation period?	Yes, a new observation period begins in year 2	Yes, a new observation period begins in year 3	No, the observation period is extended to cover years 3 and 4	No, the observation period is extended to cover years 3, 4 and 5	Yes, a new observation period begins in year 6

- Figure 2: How uncompensated performance is handled beyond year 5

	Year 1	Year 2	Year 3	Year 4	Year 5	Year 6
Performance of the UCITS's units	0%	5%	3%	6%	1%	5%
Performance of the benchmark	10%	2%	6%	0%	1%	1%
A: Out/under-performance for the current year	-10%	3%	-3%	6%	0%	4%
B1: Year 1 uncompensated underperformance carry forward	N/A	-10%	-7%	-7%	-1%	Out of scope
B2: Year 2 uncompensated underperformance carry forward	N/A	N/A	0%	0%	0%	0%
B3: Year 3 uncompensated underperformance carry forward	N/A	N/A	N/A	-3%	-3%	-3%
B4: Year 4 uncompensated underperformance carry forward	N/A	N/A	N/A	N/A	0%	0%
B5: Year 5 uncompensated underperformance carry forward	N/A	N/A	N/A	N/A	N/A	0%
Out/under-performance observation period	-10% (A)	-7% (A + B1)	-10% (A + B1 + B2)	-4% (A + B1 + B2 + B3)	-4% (A + B1 + B2 + B3 + B4)	1% (A + B2 + B3 + B4 + B5)
Fee charged?	No	No	No	No	No	Yes

- Further details about the method for calculating variable management fees are available from Groupama Asset Management.

Any exceptional legal costs relating to recovery of the UCITS' receivables may be added to the fees detailed above.

The portfolio's management strategy may benefit from third-party research services borne by the Fund.

The contribution to the AMF will also be borne by the Fund.

Description of the process for selecting intermediaries:

Managers have a list of authorised brokers. A Broker Committee meets every six months to assess managers' evaluations of brokers and the entire value chain (analysts, middle office, etc.), and to propose the inclusion of new brokers and/or the removal of others.

Based on their expertise, each manager reports on the following criteria:

- Quality of order execution prices,
- Liquidity offered,
- Broker's longevity,
- Quality of operations.

4 COMMERCIAL INFORMATION

The G FUND EQUITY CONVICTIONS ISR is distributed by:

- The institutional sales team of Groupama Asset Management
- The GROUPAMA ASSURANCES MUTUELLES sales network
- The investment establishments that have signed an agreement with Groupama Asset Management.

All information relating to the Fund may be obtained by writing to:

Groupama Asset Management
25, rue de la Ville-l'Evêque, 75008 Paris, France,
or by visiting the website at: <http://www.groupama-am.com>

The UCITS' net asset value is available on the website: www.groupama-am.com

The latest annual and interim documents are available to unitholders on request from:

Groupama Asset Management
25, rue de la Ville-l'Evêque, 75008 Paris, France

These documents are also available on the company's website: www.groupama-am.com.

Subscription and redemption requests are cleared by CACEIS Bank at the following address:

CACEIS Bank
89-91 rue Gabriel Péri, 92120 Montrouge, France

Information on environmental, social and governance quality criteria (ESG):

Further information regarding the way the Management Company takes ESG criteria into account will be available in the UCITS' annual report and on the Groupama Asset Management website, www.groupama-am.com.

Information on the Management Company's voting rights:

Groupama Asset Management's voting policy and its report on voting rights are available on the website www.groupama-am.com.

5 INVESTMENT RULES

The Fund complies with the regulatory ratios applicable to UCITS funds, as defined by the French Monetary and Financial Code.

6 OVERALL RISK

The overall risk of this Fund is determined using the commitment approach.

7 ASSET VALUATION AND ACCOUNTING RULES

The Fund complies with the accounting rules prescribed by current regulations, in particular those applying to UCITS.

The base accounting currency is the euro.

7.1 Valuation methods

Transferable securities traded on a French or foreign regulated market

- French, eurozone and foreign equities traded on the Paris Stock Exchange:
Equities: Last price on valuation day (before 30 September 2003: daily opening price)
Bonds: Last price on the valuation day
- Securities traded in the Asia-Pacific region
=> Last price on valuation day
- Securities traded in the Americas region
=> Last price on valuation day (before 30 September 2003: closing price on the day preceding the valuation day)

Transferable securities for which a price has not been recorded on the valuation day are valued at the last officially published price. Securities for which the price has been adjusted are valued at their probable market value under the responsibility of the manager of the UCITS or the Management Company.

Securities denominated in currencies other than the euro are translated into euros at the exchange rate in Paris on the valuation day.

Fund shares and securities

UCI units or shares are valued at their last known net asset value.

Negotiable debt securities

Negotiable debt securities (short-term and medium-term negotiable securities, bills issued by financial companies, bills issued by specialist financial companies) are valued according to the following rules:

- the actual market-traded price;
- in the absence of a meaningful market price, by applying an actuarial method, the reference rate being that of equivalent issues of securities plus, where applicable, a differential reflecting the intrinsic characteristics of the issuer.

Over-the-counter transactions

Transactions agreed on over-the-counter markets and authorised by the regulations applicable to UCIs are valued at their market value.

Futures and options contracts

- Futures contracts on derivatives markets are valued at the day's settlement price.
- Options on derivatives markets are valued at the day's closing price.

Valuation methods for off-balance sheet commitments

- Futures contracts are valued at nominal x quantity x settlement price x (currency)
- Options contracts are valued at their underlying equivalent

- Swaps

- ▶ **Asset-backed or non-asset-backed swaps**

- Commitment = nominal value + valuation of the fixed-rate leg (if fixed/variable) or the variable-rate leg (if variable/fixed) at the market price.

- ▶ **Other swaps**

- Commitment = nominal value + market value (if the UCITS has adopted a synthetic valuation method).

7.2 Method used to recognise income from fixed-income securities

Accrued-interest method.

7.3 Method used to recognise expenses

Transactions are accounted for excluding costs.

8 REMUNERATION

Details of the updated remuneration policy are available on the Groupama Asset Management website at www.groupama-am.com.

Annex level 2 — Pre-contractual disclosure for the financial products referred to in Article 8, paragraphs 1, 2 and 2a, of Regulation (EU) 2019/2088 and Article 6, first paragraph, of Regulation (EU) 2020/852

Product name:

G FUND EQUITY CONVICTIONS ISR

Legal entity identifier:

969500HU3OVYBYRWGZ84

Environmental and/or social characteristics

Sustainable investment means an investment in an economic activity that contributes to an environmental or social objective, provided that the investment does not significantly harm any environmental or social objective and that the investee companies follow good governance practices.

The **EU Taxonomy** is a classification system laid down in Regulation (EU) 2020/852, establishing a list of **environmentally sustainable economic activities**. That Regulation does not include a list of socially sustainable economic activities. Sustainable investments with an environmental objective might be aligned with the Taxonomy or not.

Does this financial product have a sustainable investment objective?



Yes



No



It will make a minimum of sustainable investments with an environmental objective: ____%



in economic activities that qualify as environmentally sustainable under the EU Taxonomy



in economic activities that do not qualify as environmentally sustainable under the EU Taxonomy



It will make a minimum of **sustainable investments with a social objective**: ____%



It promotes Environmental/Social (E/S) characteristics and while it does not have as its objective a sustainable investment, it will have a minimum proportion of 25% of sustainable investments



with an environmental objective in economic activities that qualify as environmentally sustainable under the EU Taxonomy



with an environmental objective in economic activities that do not qualify as environmentally sustainable under the EU Taxonomy



with a social objective



It promotes E/S characteristics, but **will not make any sustainable investments**



What environmental and/or social characteristics are promoted by this financial product?

The UCITS promotes environmental and social characteristics via a managerial approach that promotes the sustainability of issuers through an analysis of the environmental, social and governance (ESG) criteria of the securities held in the portfolio.

The analysis of these criteria results in an ESG rating from 0 to 100, which is based on various indicators, including:

- Environmental (biodiversity, waste management etc.);
- Social (employee training, supplier relations etc.);
- Governance (board independence, executive compensation policy etc.).

With this in mind, the UCITS implements a best-in-universe approach and also excludes certain securities.

Furthermore, the UCITS does not have a designated reference benchmark tailored to ESG characteristics under the SFDR Regulation.

Sustainability indicators measure how the environmental or social characteristics promoted by the financial product are attained.

● ***What sustainability indicators are used to measure the attainment of each of the environmental or social characteristics promoted by this financial product?***

As part of its investment policy, the UCITS will report on the following sustainability indicators in order to measure the attainment of each of the environmental or social characteristics it promotes:

- Average carbon intensity of the portfolio;
- Number of training hours;
- Average ESG rating of the UCITS compared with the UCITS' investment universe;
- Minimum percentage of sustainable investments.

● ***What are the objectives of the sustainable investments that the financial product partially intends to make and how does the sustainable investment contribute to such objectives?***

The UCI's share of sustainable investments is the percentage of companies that contribute positively to an environmental or social objective, without harming another environmental or social objective, while respecting good governance practices.

Our sustainable investment approach is based on:

- The positive contribution of companies to the UN Sustainable Development Goals (SDGs). Companies are analysed for their positive contribution to 16 of the 17 SDGs, as SDG 17 (global partnerships) is not applicable to business activities.

Our ESG data provider, Moody's, calculates the contribution to SDGs based on two analyses: Analysis of turnover from business activities (revenue from the supply of sustainable goods/services divided by the company's total revenue). This analysis produces an overall contribution score between 0 and 100%, allowing companies to be categorised into four levels: None/Minor (0–20%) / Significant (20–50%) / Major (50–100%).

This score is supplemented by a controversy score based on analysis of the company's involvement in controversial activities. The level of involvement is calculated using the turnover generated from controversial activities or the stage of involvement (production, sale, distribution). The sale and distribution of products and services that account for less than 10% of the company's revenue is considered a minor involvement. If this is above 10%, the involvement is considered major.

The level of involvement penalises the score obtained by the company to varying degrees: Major (-3)/Minor (-2)/None (0).

These two analyses provide an overall contribution that is categorised into five levels: Very positive, positive, neutral, negative, very negative.

Sustainable investments are considered to be investments with a very positive, positive or neutral score.

For more information on our internal methodology, please see our ESG methodology here:

[https://produits.groupama-am.com/fre/fr0010271528/\(tab\)/publication](https://produits.groupama-am.com/fre/fr0010271528/(tab)/publication)



Principal adverse impacts are the most significant negative impacts of investment decisions on sustainability factors relating to environmental, social and employee matters, respect for human rights, anti-corruption and anti-bribery matters.

● ***How do the sustainable investments that the financial product partially intends to make, not cause significant harm to any environmental or social sustainable investment objective?***

Sustainable investments that the financial product partially intends to make do not cause significant harm to any other sustainable investment objective because any company that contributes negatively to at least one SDG is not considered to meet the sustainable investment objective.

● ***How have the indicators for adverse impacts on sustainability factors been taken into account?***

The mandatory principle adverse impacts (hereinafter “PAIs”) are taken into account at several levels of our sustainable investment approach: the exclusion policy, the engagement policy and the internal ESG analysis methodology.

The indicators for adverse impacts 1, 2, 3, 5, 6, 7, 8, 9, 10 and 11 are integrated into our proprietary ESG analysis methodology. PAIs 10 and 11, on violations of the principles of the Global Compact and the OECD Guidelines and the lack of a process for monitoring compliance with these principles and guidelines, are taken into account through a Global Compact score. This score is based on an analysis of the controversies of companies in relation to respect for human rights, labour rights, business ethics and the environment.

PAI 7, on activities negatively impacting biodiversity, is evaluated using a proxy of the biodiversity indicator of our supplier Iceberg Data Lab, in order to be consistent with the impact measures featured in our report under Article 29 of the French Energy and Climate Law. This ESG report is available on our website: <https://www.groupama-am.com/fr/finance-durable/>.

PAI 4 is taken into account in our exclusion and engagement policies. PAI 14 is only taken into account in our exclusion policy.

¹ The PAIs are detailed and defined in Annex I to Commission Delegated Regulation (EU) 2022/1288 (Tables I, II and III).

● ***How are the sustainable investments aligned with the OECD Guidelines for Multinational Enterprises and the UN Guiding Principles on Business and Human Rights?***

The proprietary ESG analysis methodology incorporates the mandatory PAIs, including impacts 10 and 11 which relate to violations of the principles of the Global Compact and the OECD Guidelines and the lack of a process for monitoring compliance with these principles and guidelines.

These PAIs are addressed by the Global Compact score calculated by our ESG data provider. This score is based on an analysis of the controversies of companies in relation to respect for human rights, labour rights, business ethics and the environment.

The EU Taxonomy sets out a “do no significant harm” principle by which Taxonomy-aligned investments should not significantly harm EU Taxonomy objectives and is accompanied by specific EU criteria.

The “do no significant harm” principle applies only to those investments underlying the financial product that take into account the EU criteria for environmentally sustainable economic activities. The investments underlying the remaining portion of this financial product do not take into account the EU criteria for environmentally sustainable economic activities.



Does this financial product consider principal adverse impacts on sustainability factors?

☒ Yes

Certain indicators relating to principal adverse impacts are considered throughout the investment process and form an integral part of the ESG methodology adopted by the UCITS. Potential investments will therefore be examined through the analysis of quantitative and qualitative data, in accordance with the investment strategy of the UCITS as described in the relevant section.

An assessment of the principal adverse impacts will be carried out for the UCITS and will be reported annually as part of the UCITS' periodic report.

☐ No

What investment strategy does this financial product follow?

The management process uses a best-in-universe ESG approach.

The ESG approach developed by Groupama Asset Management is centred around a quantitative and qualitative analysis of the environmental, social and governance practices of the securities in which it invests.

The analysis of these ESG criteria results in an ESG rating from 0 to 100, which is based on various indicators, including:

The investment strategy guides investment decisions based on factors such as investment objectives and risk tolerance.

- Environmental (biodiversity, waste management etc.);
- Social (employee training, supplier relations etc.);
- Governance (board independence, executive compensation policy etc.).

The investment universe is then divided into five quintiles, with each quintile representing 20% of the investment universe in terms of number of securities. The securities rated as Quintile 1 represent the best ESG ratings within the investment universe, while those rated Quintile 5 represent the worst ratings. The UCITS will invest in securities belonging to Quintiles 1 to 4.

The main limitation of this analysis relates to the quality of the available information. ESG data is not yet standardised and Groupama Asset Management's analysis is ultimately based on qualitative and quantitative data provided by the companies themselves, some of which may still be incomplete and heterogeneous.

To overcome this limitation, Groupama Asset Management focuses its analysis on the most important aspects of the sectors and companies analysed.

For more detailed information on the rating methodology implemented in the UCITS and its limitations, investors are invited to read the methodology document, which is available on the website www.groupama-am.com.

● ***What are the binding elements of the investment strategy used to select the investments to attain each of the environmental or social characteristics promoted by this financial product?***

In order to attain the environmental and social characteristics promoted, the investment strategy is based on the following factors:

- Exclusion of securities belonging to the “Major ESG Risks” list: Groupama Asset Management tracks a list of securities considered to carry significant ESG risks (the “Major ESG Risks” list). These are companies whose ESG risks could call into question their economic and financial viability or could have a significant impact on the value of the company and thus lead to a substantial loss in the value of their stock or a significant downgrade by the rating agencies;
- Exclusion of sectors deemed to be incompatible with Groupama Asset Management's engagement policy: companies known to be involved in controversial weapons activities (cluster bombs and anti-personnel mines) are excluded from the UCITS' investment scope.
- Application of Groupama Asset Management's fossil fuel policy: exclusion of companies involved in coal mining and coal-related energy production, and non-reinvestment in unconventional fossil fuels (UFF).
- Investment in securities belonging to Quintiles 1 to 4 of the investment universe (representing 80% of the top-rated companies.).
- A minimum 25% allocation to sustainable investment, in accordance with the definition of sustainable investment indicated above.

The process of selecting securities in the portfolio must result in a minimum screening and monitoring rate of 90% of the portfolio's ESG ratings, excluding cash and money market UCIs.

The UCITS must also display a performance higher than its benchmark index or investment universe in the following two indicators:

- Carbon intensity.
- Number of training hours.

● ***What is the committed minimum rate to reduce the scope of the investments considered prior to the application of this investment strategy?***

The committed minimum rate to reduce the scope of the investments considered prior to the application of that investment strategy is 20%. Securities corresponding to 20% of the lowest-rated companies in the investment universe will thus be excluded from the UCITS.

● ***What is the policy applied to assess good governance practices of the investee companies?***

To ensure that companies invested in comply with good governance practices, the UCITS uses an internal analysis methodology that takes into account good governance criteria through its ESG approach, as described in the section on its investment strategy.

The criteria taken into account include:

- The percentage of independent members of the board of directors;
- The integration of ESG criteria within executive compensation;
- The existence of a CSR committee within the board of directors;
- A corruption prevention policy and the existence of controversies;
- Responsible lobbying practices and existence of controversies.

Good governance

practices include sound management structures, employee relations, remuneration of staff and tax compliance.



What is the asset allocation planned for this financial product?

Within the portfolio:

- The minimum proportion of investments contributing to the environmental and social characteristics promoted by the UCITS is 90% (#1 below), excluding money market UCIs and cash.
- The share of investments not aligned with the environmental or social characteristics (#2 below) is 10%.
- The minimum proportion of sustainable investments is 25% (#1A below).
- The minimum proportion of investments aligned with the non-sustainable environmental or social characteristics (#1B below) is 65%, excluding money market UCIs and cash.
- The minimum proportion of Taxonomy-aligned investments is 0%.
- The minimum proportion of sustainable investment meeting an environmental objective is estimated at 0%, considering the difficulty of separating environmental SDGs from social SDGs.

Asset allocation


describes the share of investments in specific assets.

- The minimum proportion of sustainable investment meeting a social objective is estimated at 0%, considering the difficulty of separating environmental SDGs from social SDGs.

The total net assets are used as the basis for calculating the share of sustainable investments.

Taxonomy-aligned activities are expressed as a share of:

- **turnover** reflecting the share of revenue from the green activities of investee companies;
- **capital expenditure** (CapEx), in order to show the green investments made by investee companies, e.g. for a transition to a green economy;
- **operational expenditure** (OpEx), reflecting the green operational activities of investee companies.



#1 Aligned with E/S characteristics includes the investments of the financial product used to attain the environmental or social characteristics promoted by the financial product.

#2 Other includes the remaining investments of the financial product which are neither aligned with the environmental or social characteristics, nor are qualified as sustainable investments.

The category **#1 Aligned with E/S characteristics** covers:

- The sub-category **#1A Sustainable** covers sustainable investments with environmental or social objectives.
- The sub-category **#1B Other E/S characteristics** covers investments aligned with the environmental or social characteristics that do not qualify as sustainable investments.

- ***How does the use of derivatives attain the environmental or social characteristics promoted by the financial product?***

Not applicable.



To what minimum extent are sustainable investments with an environmental objective aligned with the EU Taxonomy?

The UCITS promotes environmental and social characteristics and is committed to making a minimum of 25% sustainable investments. However, the UCITS is not committed to making a minimum of sustainable investments with an environmental objective aligned with the EU Taxonomy.

In order to comply with the EU taxonomy, the criteria for **fossil gas** include limitations on emissions and switching to renewable power or low-carbon fuels by the end of 2035. For **nuclear energy**, the criteria include comprehensive safety and waste management rules.

● **Does the financial product invest in fossil gas and/or nuclear energy related activities that comply with the EU taxonomy²?**

Due to the complexity of data collection and the lack of data from companies in target markets for Taxonomy-aligned activities, we are currently unable to communicate this information. Groupama AM does its best to collect the data needed to respond regarding Taxonomy-aligned activities.

☐ Yes

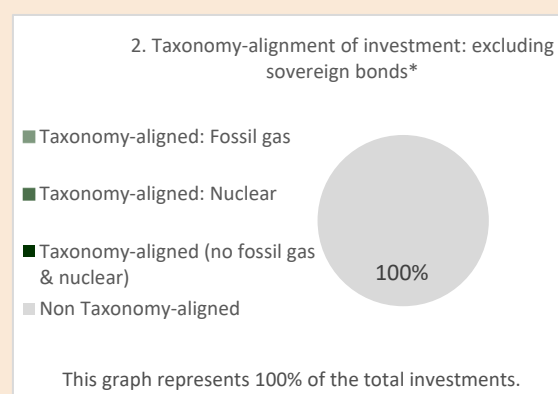

☐ In fossil gas ☐ In nuclear energy

☐ No

Enabling activities directly enable other activities to make a substantial contribution to an environmental objective.

Transitional activities are activities for which low-carbon alternatives are not yet available and among others have greenhouse gas emission levels corresponding to the best performance.

The two graphs below show in green the minimum percentage of investments that are aligned with the EU Taxonomy. As there is no appropriate methodology to determine the Taxonomy-alignment of sovereign bonds, the first graph shows the Taxonomy alignment in relation to all the investments of the financial product including sovereign bonds, while the second graph shows the Taxonomy alignment only in relation to the investments of the financial product other than sovereign bonds.*



*For the purpose of these graphs, 'sovereign bonds' consist of all sovereign exposures.

● **What is the minimum share of investments in transitional and enabling activities?**

The UCITS promotes environmental and social characteristics and is committed to making a minimum of 25% sustainable investments. However, the UCITS is not committed to making a minimum of sustainable investments with an environmental objective aligned with the EU Taxonomy, nor is it committed to making a minimum share of investments in transitional and enabling activities.

This graph represents x% of the total investments.

² Fossil gas and/or nuclear activities will only comply with the EU Taxonomy where they contribute to limiting climate change ("climate change mitigation") and do not significantly harm any EU Taxonomy objective - see explanatory note in the left hand margin. The full criteria for fossil gas and nuclear energy economic activities that comply with the EU Taxonomy are laid down in Commission Delegated Regulation (EU) 2022/1214.



are sustainable investments with an environmental objective that **do not take into account the criteria** for environmentally sustainable economic activities under the EU Taxonomy.



What is the minimum share of sustainable investments with an environmental objective that are not aligned with the EU Taxonomy?

The UCITS promotes environmental and social characteristics and is committed to making a minimum of 25% sustainable investments. At this stage, the portfolio allocation specifically addressing an environmental objective is difficult to determine, as part of the SDGs, such as SDG 11 (Sustainable Cities and Communities), identifies activities that contribute to environmental and social issues without distinction.



What is the minimum share of socially sustainable investments?

The UCITS promotes environmental and social characteristics and is committed to making a minimum of 25% sustainable investments. At this stage, the portfolio allocation specifically addressing a social objective is difficult to determine, as part of the SDGs, such as SDG 11 (Sustainable Cities and Communities), identifies activities that contribute to environmental and social issues without distinction.



What investments are included under “#2 Other”, what is their purpose and are there any minimum environmental or social safeguards?

The “#2 Other” category consists of issuers or securities without a rating due to a lack of sufficient ESG data but for which the UCITS’ exclusion policies apply.



Is a specific index designated as a reference benchmark to determine whether this financial product is aligned with the environmental and/or social characteristics that it promotes?

Not applicable.

- ***How is the reference benchmark continuously aligned with each of the environmental or social characteristics promoted by the financial product?***

Not applicable

- ***How is the alignment of the investment strategy with the methodology of the index ensured on a continuous basis?***

Not applicable

- ***How does the designated index differ from a relevant broad market index?***

Not applicable

Reference benchmarks are indexes to measure whether the financial product attains the environmental or social characteristics that they promote.

- *Where can the methodology used for the calculation of the designated index be found?*

Not applicable



Where can I find more product specific information online?

More product-specific information can be found on the website:
https://produits.groupama-am.com/fre/content/download/280896/4990855/version/1/file/FR0010271528_G+Fund+Equity+Convictions+ISR.pdf