

## HSBC Global Investment Funds

# FRONTIER MARKETS

Monthly report 31 January 2024 | Share class EC



### Investment objective

The Fund aims to provide long term capital growth and income by investing in a diversified portfolio of shares and securities similar to shares.



### Investment strategy

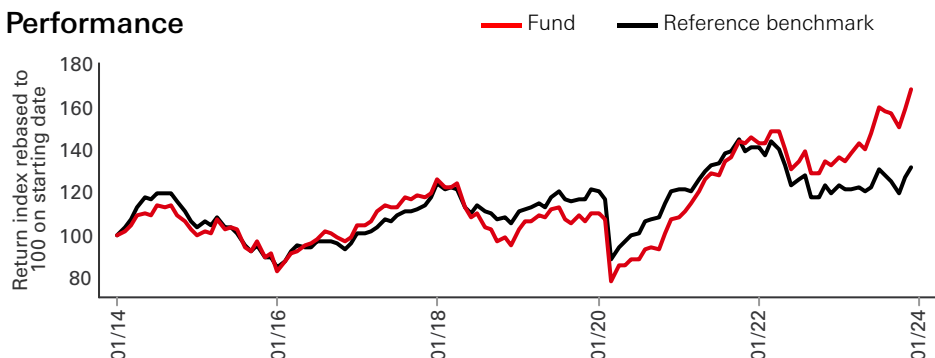
The Fund is actively managed. In normal market conditions, the Fund will invest in shares of companies of any size, that are based in, or carry out most of their business in Frontier Markets. The Fund may invest at least 51% of its assets in shares. The Fund may also invest up to 10% of its assets in other funds, including HSBC funds. See the Prospectus for a full description of the investment objectives and derivative usage.



### Main risks

- The Fund's unit value can go up as well as down, and any capital invested in the Fund may be at risk.
- The value of investible securities can change over time due to a wide variety of factors, including but not limited to: political and economic news, government policy, changes in demographics, cultures and populations, natural or human-caused disasters etc.
- The Fund may invest in Emerging Markets, these markets are less established, and often more volatile, than developed markets and involve higher risks, particularly market, liquidity and currency risks.

### Performance



### Share Class Details

#### Key metrics

NAV per Share	<b>USD 21.87</b>
Performance 1 month	<b>2.96%</b>
Volatility 3 years	<b>12.94%</b>

#### Fund facts

UCITS V compliant	<b>Yes</b>
Dividend treatment	<b>Accumulating</b>
Dealing frequency	<b>Monday - Thursday</b>
Valuation Time	<b>17:00 Luxembourg</b>
Share Class Base Currency	<b>USD</b>
Domicile	<b>Luxembourg</b>
Inception date	<b>8 January 2013</b>
Fund Size	<b>USD 393,460,381</b>
Reference benchmark	<b>100% MSCI Select Frontier &amp; Emerging Markets Capped Net</b>
Managers	<b>Ramzi Sidani Jennifer Passmoor</b>

#### Fees and expenses

Minimum Initial Investment	<b>USD 5,000</b>
Ongoing Charge Figure <sup>1</sup>	<b>2.750%</b>

#### Codes

ISIN	<b>LU0735544974</b>
Valoren	<b>14777046</b>
Bloomberg ticker	<b>HSGFEUS LX</b>

<sup>1</sup>Ongoing Charges Figure is based on expenses over a year. The figure includes annual management charge but not the transaction costs. Such figures may vary from time to time.

Past performance does not predict future returns. The figures are calculated in the share class base currency, dividend reinvested, net of fees.

This is a marketing communication. Please refer to the prospectus and to the KID before making any final investment decisions. For definition of terms, please refer to the Glossary QR code and Prospectus.

Reference Performance Benchmark: MSCI Select Frontier & Emerging Markets Capped Net since 31 May 2014. Before that, the benchmark was MSCI Frontier Emerging Markets Capped Net.

Source: HSBC Asset Management, data as at 31 January 2024

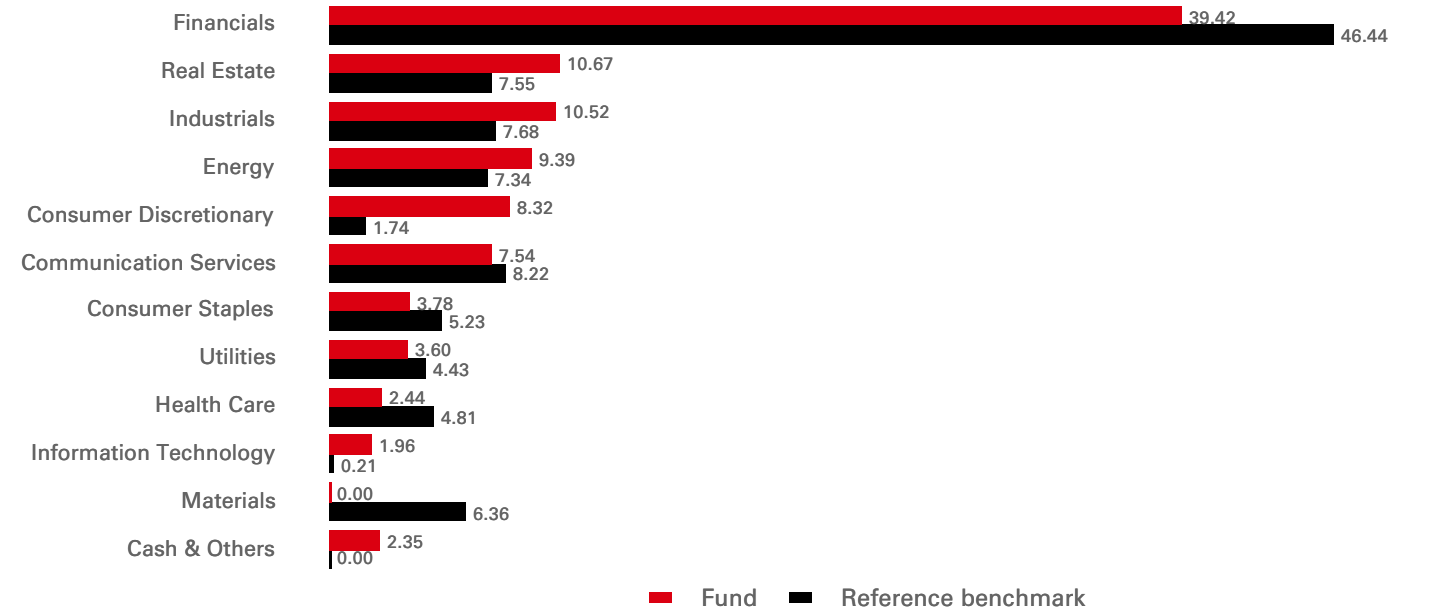
Performance (%)	YTD	1 month	3 months	6 months	1 year	3 years ann	5 years ann	10 years ann
EC	2.96	2.96	15.73	8.70	27.29	17.07	11.06	5.67
Reference benchmark	0.93	0.93	10.70	1.12	7.89	2.93	3.63	2.85

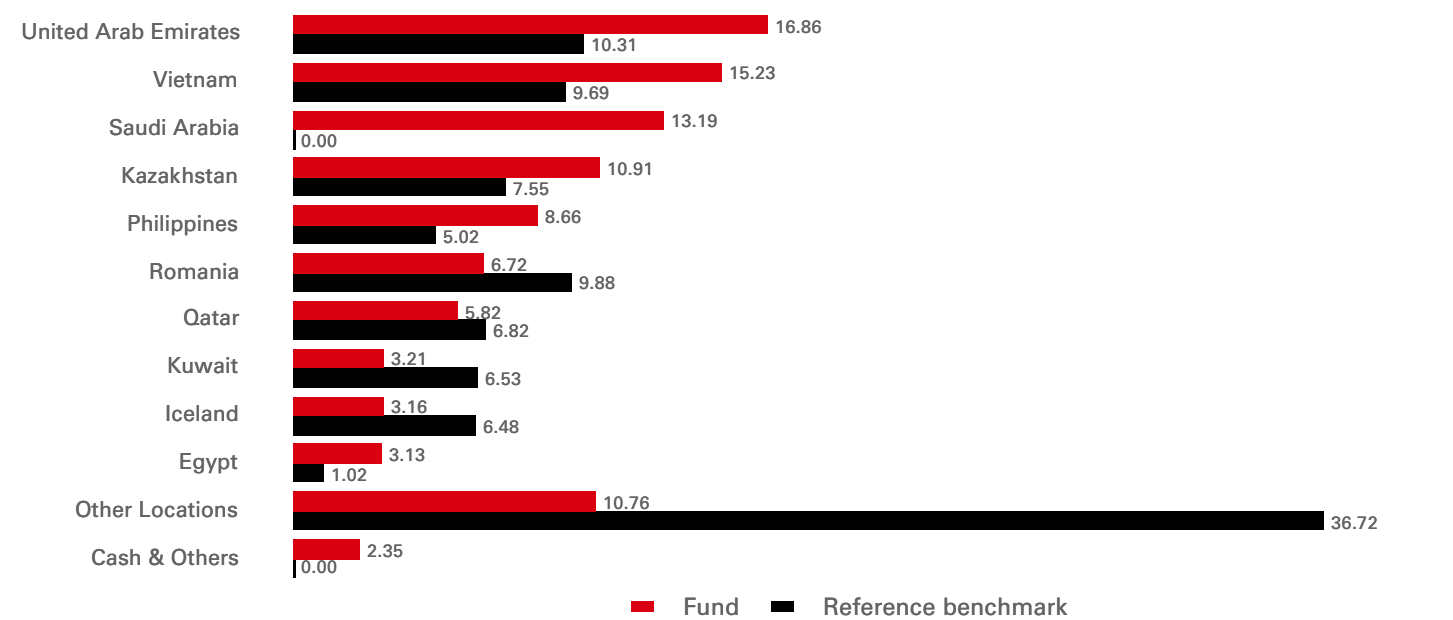
Rolling Performance (%)	31/01/23-31/01/24	31/01/22-31/01/23	31/01/21-31/01/22	31/01/20-31/01/21	31/01/19-31/01/20	31/01/18-31/01/19	31/01/17-31/01/18	31/01/16-31/01/17	31/01/15-31/01/16	31/01/14-31/01/15
EC	27.29	-4.88	32.51	-1.62	7.04	-18.69	21.32	25.61	-17.05	-0.06
Reference benchmark	7.89	-12.95	16.12	0.83	8.68	-10.56	23.63	19.09	-18.50	3.23

Equity characteristics	Fund	Reference benchmark	3-Year Risk Measures	EC	Reference benchmark
No. of holdings ex cash	74	265	Volatility	12.94%	12.18%
Average Market Cap (USD Mil)	8,498	10,692	Information ratio	3.13	--
			Beta	1.00	--

Sector Allocation (%)



Geographical Allocation (%)



Top 10 Holdings	Location	Sector	Weight (%)
Banca Transilvania SA	Romania	Financials	4.56
Arabian Contracting Services C	Saudi Arabia	Communication Services	4.26
Halyk Savings Bank of Kazakhst	Kazakhstan	Financials	3.55
Emaar Properties PJSC	United Arab Emirates	Real Estate	3.54
Kaspi.KZ JSC	Kazakhstan	Financials	3.40
Metropolitan Bank & Trust Co	Philippines	Financials	3.28
Power & Water Utility Co for J	Saudi Arabia	Utilities	2.75
National Bank of Greece SA	GREECE	Financials	2.65
VietinBank	VIETNAM	Financials	2.46
NAC Kazatomprom JSC	Kazakhstan	Energy	2.46

Risk Disclosure

- Investment Leverage occurs when the economic exposure is greater than the amount invested, such as when derivatives are used. A Fund that employs leverage may experience greater gains and/or losses due to the amplification effect from a movement in the price of the reference source.
- Further information on the potential risks can be found in the Key Information Document (KID) and/or the Prospectus or Offering Memorandum.

Follow us on:



For more information please contact us  
at Tel: +41 (0) 44 206 26 00.  
Website:  
[www.assetmanagement.hsbc.com/ch](http://www.assetmanagement.hsbc.com/ch)

Glossary



Index Disclaimer

Source: MSCI. The MSCI information may only be used for your internal use, may not be reproduced or disseminated in any form and may not be used as a basis for or a component of any financial instruments or products or indices. None of the MSCI information is intended to constitute investment advice or a recommendation to make (or refrain from making) any kind of investment decision and may not be relied on as such. Historical data and analysis should not be taken as an indication or guarantee of any future performance analysis, forecast or prediction. The MSCI information is provided on an “as is” basis and the user of this information assumes the entire risk of any use made of this information. MSCI, each of its affiliates and each other person involved in or related to compiling, computing or creating any MSCI information (collectively, the “MSCI Parties”) expressly disclaims all warranties (including, without limitation, any warranties of originality, accuracy, completeness, timeliness, non-infringement, merchantability and fitness for a particular purpose) with respect to this information. Without limiting any of the foregoing, in no event shall any MSCI Party have any liability for any direct, indirect, special, incidental, punitive, consequential (including, without limitation, lost profits) or any other damages. ([www.msci.com](http://www.msci.com))

Benchmark disclosure

The Investment Advisor will use its discretion to invest in securities not included in the reference benchmark based on active investment management strategies and specific investment opportunities. It is foreseen that a significant percentage of the Fund's investments will be components of the reference benchmark. However, their weightings may deviate materially from those of the reference benchmark.

Source: HSBC Asset Management, data as at 31 January 2024

## Important Information

The material contained herein is for marketing purposes and is for your information only. This document is not contractually binding nor are we required to provide this to you by any legislative provision. It does not constitute legal, tax or investment advice or a recommendation to any reader of this material to buy or sell investments. You must not, therefore, rely on the content of this document when making any investment decisions.

This document has no contractual value and is not by any means intended as a solicitation, nor a recommendation for the purchase or sale of any financial instrument. (Potential) investors are kindly asked to consult the latest issued Key Information Document (KID), prospectus, articles of incorporation and the (semi-)annual report of the fund which may be obtained free of charge at the head office of the representative: HSBC Asset Management (Switzerland) AG, Gartenstrasse 26, Postfach, CH-8002 Zürich, Schweiz. Paying agent: HSBC Private Bank (Suisse) S.A., Quai des Bergues 9-17, P. O. Box 2888, CH-1211 Geneva 1. Investors and potential investors should read and note the risk warnings in the prospectus and relevant KID. Before subscription, investors should refer to the prospectus for general risk factors and to the KID for specific risk factors associated with this fund. Issue and redemption expenses are not taken into consideration in the calculation of performance data.

The presented fund is authorised for distribution in Switzerland in the meaning of Art. 120 CISA.

The fund presented in this document is a sub-fund of HSBC Global Investment Funds, an investment company constituted as a société à capital variable domiciled in Luxemburg. The shares in HSBC Global Investment Funds have not been and will not be registered under the US Securities Act of 1933 and will not be sold or offered in the United States of America, its territories or possessions and all areas subject to its jurisdiction, or to United States Persons.

Further Information can be found in the prospectus.