

PASSIVE

iShares North America Index Fund (IE)
Inst Euro
BlackRock Index Selection Fund



March 2024

Performance, Portfolio Breakdowns and Net Asset information as at: 31-Mar-2024. All other data as at: 16-Apr-2024.
This document is marketing material. For the Investors in LatAm. Investors should read the KIID/PRIIPs document and prospectus prior to investing, and should refer to the prospectus for the funds full list of risks.

FUND OVERVIEW

- The Fund aims to achieve a return on your investment, through a combination of capital growth and income on the Fund's assets, which reflects the return of the equity market in the United States and Canada.
- The Fund is passively managed and invests in equity securities (e.g. shares) listed and traded on regulated markets in the United States and Canada.
- The return of the Fund will be compared with the return on an index which will initially be the MSCI North America Index (with net dividends), the Fund's benchmark index.

RISK INDICATOR

Lower Risk

Potentially Lower Rewards

Higher Risk

Potentially Higher Rewards



CAPITAL AT RISK: The value of investments and the income from them can fall as well as rise and are not guaranteed. Investors may not get back the amount originally invested.

KEY RISKS:

- The value of equities and equity-related securities can be affected by daily stock market movements. Other influential factors include political, economic news, company earnings and significant corporate events.
- Counterparty Risk: The insolvency of any institutions providing services such as safekeeping of assets or acting as counterparty to derivatives or other instruments, may expose the Fund to financial loss.

RATINGS



KEY FACTS

- Asset Class :** Equity
- Benchmark :** MSCI Daily Net TR North America EUR
- Fund Launch Date :** 30-Apr-2001
- Share Class Launch Date :** 24-Feb-2012
- Share Class Currency :** EUR
- Use of Income :** Accumulating
- Net Assets of Fund (M) :** 3,438.14 USD
- Morningstar Category :** US Large-Cap Blend Equity
- SFDR Classification :** Other
- Domicile :** Ireland
- ISIN :** IE00B78CT216
- Management Company :** BlackRock Asset Management Ireland Limited
- * or currency equivalent

FEES AND CHARGES

- Annual Management Fee :** 0.15%
- Ongoing Charge :** 0.17%
- Performance Fee :** 0.00%

DEALING INFORMATION

- Minimum Initial Investment :** 1,000,000 EUR *
- Settlement :** Trade Date + 3 days
- Dealing Frequency :** Daily, forward pricing basis
- * or currency equivalent

PORTFOLIO CHARACTERISTICS

- Price to Book Ratio :** 4.16x
- Price to Earnings Ratio :** 25.37x
- Standard Deviation (3y) :** 15.32
- 3y Beta :** 1.00
- Number of Holdings :** 696

PORTFOLIO MANAGEMENT

- Kieran Doyle
- Group Index Equity PM Core DM EMEA

Not FDIC Insured - No Bank Guarantee - May Lose Value

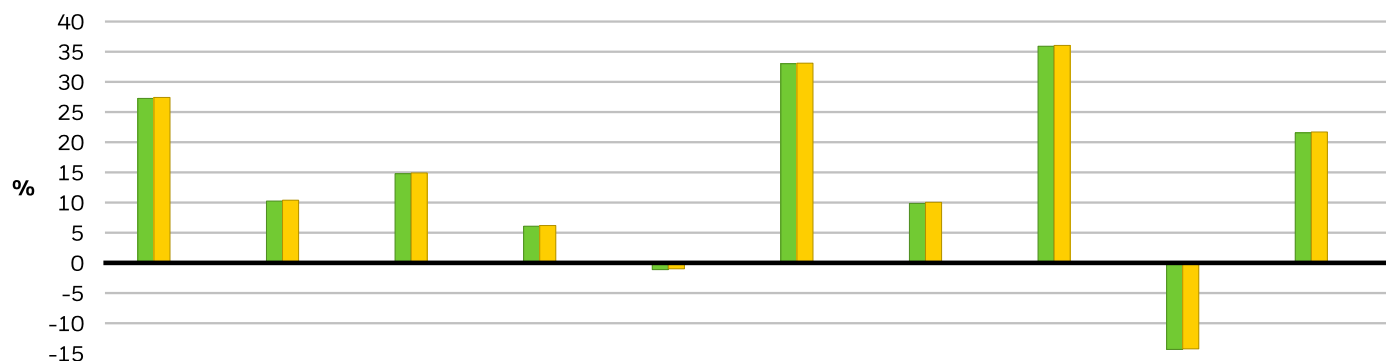
iShares North America Index Fund (IE)

Inst Euro

BlackRock Index Selection Fund

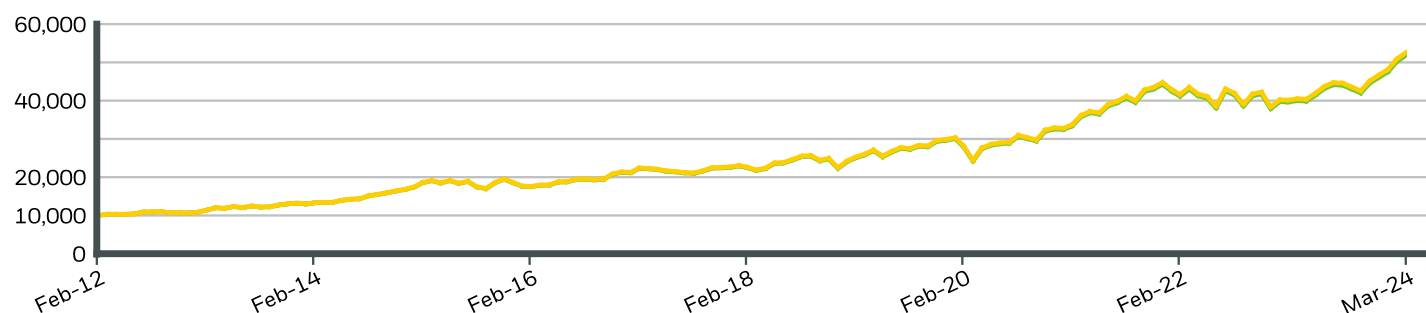


CALENDAR YEAR PERFORMANCE



| | 2014 | 2015 | 2016 | 2017 | 2018 | 2019 | 2020 | 2021 | 2022 | 2023 |
|-------------|-------|-------|-------|------|-------|-------|-------|-------|--------|-------|
| Share Class | 27.26 | 10.25 | 14.78 | 6.08 | -1.12 | 33.01 | 9.86 | 35.91 | -14.34 | 21.55 |
| Benchmark | 27.42 | 10.39 | 14.91 | 6.19 | -0.98 | 33.10 | 10.04 | 36.04 | -14.25 | 21.70 |

GROWTH OF HYPOTHETICAL 10,000 EUR SINCE INCEPTION



CUMULATIVE & ANNUALIZED PERFORMANCE

| | CUMULATIVE (%) | | | | | ANNUALISED (% p.a.) | | |
|-------------|----------------|-------|-------|-------|-------|---------------------|-------|-----------------|
| | 1m | 3m | 6m | YTD | 1y | 3y | 5y | Since Inception |
| Share Class | 3.39 | 12.50 | 20.50 | 12.50 | 29.62 | 13.14 | 14.96 | 14.63 |
| Benchmark | 3.39 | 12.53 | 20.56 | 12.53 | 29.76 | 13.28 | 15.09 | 14.67 |

The figures shown relate to past performance. Past performance is not a reliable indicator of current or future performance and should not be the sole factor of consideration when selecting a product or strategy. Share Class and Benchmark performance displayed in EUR, hedged share class benchmark performance is displayed in USD. Performance is shown on a Net Asset Value (NAV) basis, with gross income reinvested where applicable. The return of your investment may increase or decrease as a result of currency fluctuations if your investment is made in a currency other than that used in the past performance calculation. **Source:** BlackRock

■ Share Class iShares North America Index Fund (IE)Inst Euro
■ Benchmark MSCI Daily Net TR North America EUR

Not FDIC Insured - No Bank Guarantee - May Lose Value

Contact Us

For EMEA: +353 1 612 3394 • www.blackrock.com • investor.services@blackrock.com

iShares North America Index Fund (IE)

Inst Euro

BlackRock Index Selection Fund



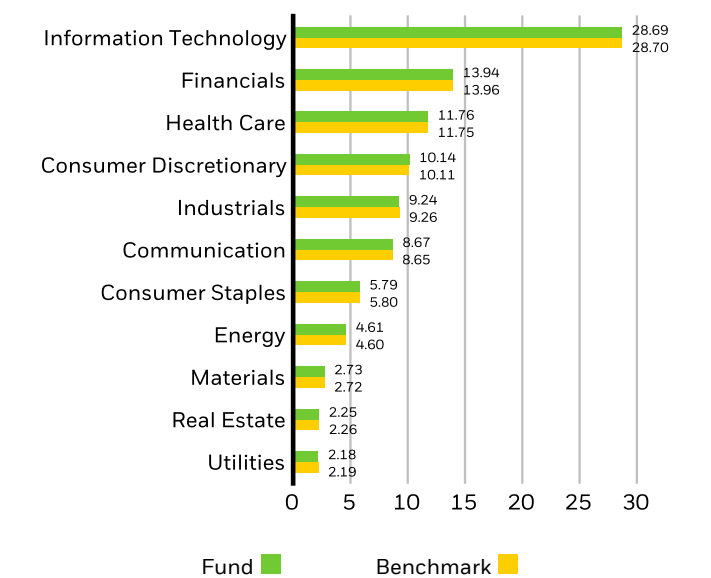
TOP 10 HOLDINGS (%)

| | |
|----------------------------|-------|
| MICROSOFT CORP | 6.18% |
| APPLE INC | 5.24% |
| NVIDIA CORP | 4.65% |
| AMAZON COM INC | 3.49% |
| META PLATFORMS INC CLASS A | 2.24% |
| ALPHABET INC CLASS A | 1.86% |
| ALPHABET INC CLASS C | 1.64% |
| ELI LILLY | 1.31% |
| BROADCOM INC | 1.23% |
| JPMORGAN CHASE & CO | 1.20% |

Total of Portfolio29.04%

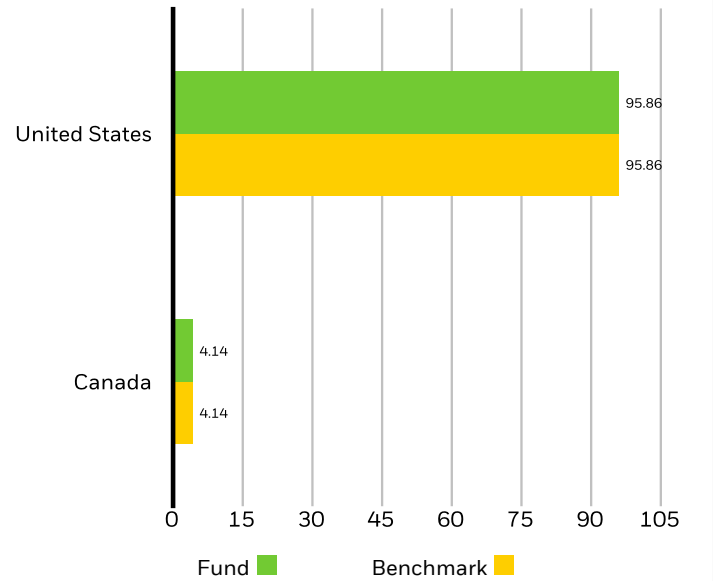
Holdings subject to change

SECTOR BREAKDOWN (%)



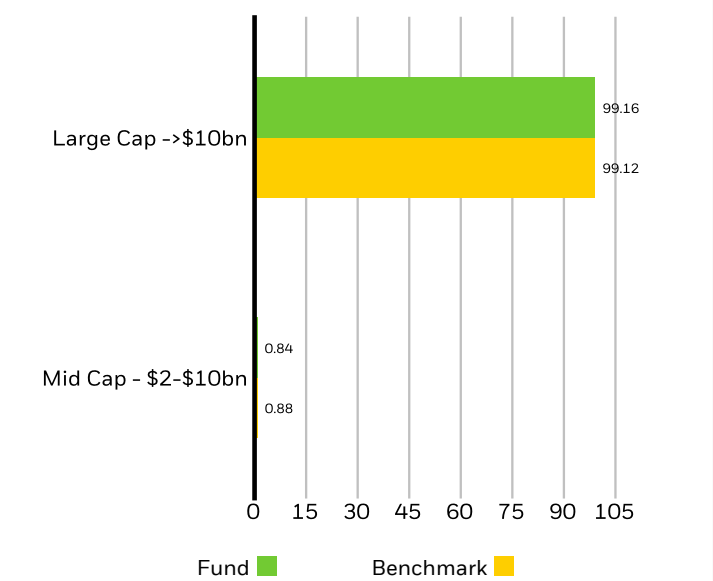
Allocations are subject to change. Source: BlackRock

GEOGRAPHIC BREAKDOWN (%)



Allocations are subject to change. Source: BlackRock

MARKET CAPITALIZATION (%)



Allocations subject to change. Source: BlackRock

Not FDIC Insured - No Bank Guarantee - May Lose Value

Contact Us

For EMEA: +353 1 612 3394 • www.blackrock.com • investor.services@blackrock.com

iShares North America Index Fund (IE)

Inst Euro

BlackRock Index Selection Fund



SUSTAINABILITY CHARACTERISTICS

Sustainability Characteristics can help investors integrate non-financial, sustainability considerations into their investment process. These metrics enable investors to evaluate funds based on their environmental, social, and governance (ESG) risks and opportunities. This analysis can provide insight into the effective management and long-term financial prospects of a fund.

The metrics below have been provided for transparency and informational purposes only. The existence of an ESG rating is not indicative of how or whether ESG factors will be integrated into a fund. The metrics are based on MSCI ESG Fund Ratings and, unless otherwise stated in fund documentation and included within a fund’s investment objective, do not change a fund’s investment objective or constrain the fund’s investable universe, and there is no indication that an ESG or Impact focused investment strategy or exclusionary screens will be adopted by a fund. For more information regarding a fund’s investment strategy, please see the fund’s prospectus.

| | | | |
|---|-----------------|--|-----------|
| MSCI ESG % Coverage | 99.78% | MSCI ESG Fund Rating (AAA-CCC) | A |
| MSCI ESG Quality Score - Peer Percentile | 53.54% | MSCI ESG Quality Score (0-10) | 6.59 |
| Funds in Peer Group | 3,676 | Fund Lipper Global Classification | Equity US |
| MSCI Weighted Average Carbon Intensity % Coverage | 99.35% | MSCI Weighted Average Carbon Intensity (Tons CO2E/\$M SALES) | 101.84 |
| MSCI Implied Temperature Rise (0-3.0+ °C) | > 2.5° - 3.0° C | MSCI Implied Temperature Rise % Coverage | 99.19% |

All data is from MSCI ESG Fund Ratings as of **21 Mar 2024**, based on holdings as of **30 Nov 2023**. As such, the fund’s sustainable characteristics may differ from MSCI ESG Fund Ratings from time to time.

To be included in MSCI ESG Fund Ratings, 65% (or 50% for bond funds and money market funds) of the fund’s gross weight must come from securities with ESG coverage by MSCI ESG Research (certain cash positions and other asset types deemed not relevant for ESG analysis by MSCI are removed prior to calculating a fund’s gross weight; the absolute values of short positions are included but treated as uncovered), the fund’s holdings date must be less than one year old, and the fund must have at least ten securities.

IMPORTANT INFORMATION:

Certain information contained herein (the “Information”) has been provided by MSCI ESG Research LLC, a RIA under the Investment Advisers Act of 1940, and may include data from its affiliates (including MSCI Inc. and its subsidiaries (“MSCI”)), or third party suppliers (each an “Information Provider”), and it may not be reproduced or disseminated in whole or in part without prior written permission. The Information has not been submitted to, nor received approval from, the US SEC or any other regulatory body. The Information may not be used to create any derivative works, or in connection with, nor does it constitute, an offer to buy or sell, or a promotion or recommendation of, any security, financial instrument or product or trading strategy, nor should it be taken as an indication or guarantee of any future performance, analysis, forecast or prediction. Some funds may be based on or linked to MSCI indexes, and MSCI may be compensated based on the fund’s assets under management or other measures. MSCI has established an information barrier between equity index research and certain Information. None of the Information in and of itself can be used to determine which securities to buy or sell or when to buy or sell them. The Information is provided “as is” and the user of the Information assumes the entire risk of any use it may make or permit to be made of the Information. Neither MSCI ESG Research nor any Information Party makes any representations or express or implied warranties (which are expressly disclaimed), nor shall they incur liability for any errors or omissions in the Information, or for any damages related thereto. The foregoing shall not exclude or limit any liability that may not by applicable law be excluded or limited.

Not FDIC Insured - No Bank Guarantee - May Lose Value

GLOSSARY

SFDR Classification: Article 8: Products that promote environmental or social characteristics and promote good governance practices.

Article 9: Products that have sustainable investments as an objective and follow good governance practices. **Other:** Products that do not meet the criteria to be classified as Article 8 or 9.

Funds in Peer Group: The number of funds from the relevant Lipper Global Classification peer group that are also in ESG coverage.

MSCI ESG Fund Rating (AAA-CCC): The MSCI ESG Rating is calculated as a direct mapping of ESG Quality Scores to letter rating categories (e.g. AAA = 8.6-10). The ESG Ratings range from leader (AAA, AA), average (A, BBB, BB) to laggard (B, CCC).

MSCI Implied Temperature Rise (0-3.0+ °C): Implied Temperature Rise (ITR) is used to provide an indication of alignment to the temperature goal of the Paris Agreement for a company or a portfolio. ITR employs open source 1.55°C decarbonization pathways derived from the Network of Central Banks and Supervisors for Greening the Financial System (NGFS). These pathways can be regional and sector specific and set a net zero target of 2050. We make use of this feature for all GHG scopes. A net zero emissions economy is one that balances emissions and removals. Because the ITR metric is calculated in part by considering the potential for a company within the fund's portfolio to reduce its emissions over time, it is forward looking and prone to limitations. As a result, BlackRock publishes MSCI's ITR metric for its funds in temperature range bands. The bands help to underscore the underlying uncertainty in the calculations and the variability of the metric.

MSCI ESG Quality Score - Peer Percentile: The fund's ESG Percentile compared to its Lipper peer group.

MSCI Weighted Average Carbon Intensity % Coverage: Percentage of the fund's holdings for which MSCI Carbon Intensity data is available. The MSCI Weighted Average Carbon Intensity metric is displayed for funds with any coverage. Funds with low coverage may not fully represent the fund's carbon characteristics given the lack of coverage.

Price to Earnings: A valuation ratio of a company's current share price compared to its per-share earnings in the current forecast year, calculated as current share price divided by current earnings per share.

MSCI ESG % Coverage: Percentage of the fund's holdings for which the MSCI ESG ratings data is available. The MSCI ESG Fund Rating, MSCI ESG Quality Score, and MSCI ESG Quality Score - Peer Percentile metrics are displayed for funds with at least 65% coverage.

Fund Lipper Global Classification: The fund peer group as defined by the Lipper Global Classification.

MSCI Implied Temperature Rise % Coverage: Percentage of the fund's holdings for which MSCI Implied Temperature Rise data is available. The MSCI Implied Temperature Rise metric is displayed for funds with at least 65% coverage.

MSCI ESG Quality Score (0-10): The MSCI ESG Quality Score (0 - 10) for funds is calculated using the weighted average of the ESG scores of fund holdings. The Score also considers ESG Rating trend of holdings and the fund exposure to holdings in the laggard category. MSCI rates underlying holdings according to their exposure to industry specific ESG risks and their ability to manage those risks relative to peers.

MSCI Weighted Average Carbon Intensity (Tons CO2E/\$M SALES): Measures a fund's exposure to carbon intensive companies. This figure represents the estimated greenhouse gas emissions per \$1 million in sales across the fund's holdings. This allows for comparisons between funds of different sizes.

Price to Book Ratio: represents the ratio of the current closing price of the share to the latest quarter's book value per share.

Contact Us

For EMEA: +353 1 612 3394 • www.blackrock.com • investor.services@blackrock.com

IMPORTANT INFORMATION:

¹Negative weightings may result from specific circumstances (including timing differences between trade and settlement dates of securities purchased by the funds) and/or the use of certain financial instruments, including derivatives, which may be used to gain or reduce market exposure and/or risk management. Allocations are subject to change

The Morningstar Medalist RatingTM is the summary expression of Morningstar's forward-looking analysis of investment strategies using a rating scale of Gold, Silver, Bronze, Neutral, and Negative. The ratings indicate which investments Morningstar believes are likely to outperform a relevant index or peer group average on a risk-adjusted basis over time. Analysts assign three pillar ratings (People, Parent and Process) based on their qualitative assessment, subject to the oversight of the Analyst Rating Committee, and monitor and reevaluate them at least every 14 months. For more detailed information about these ratings and methodology, please go to global.morningstar.com/managerdisclosures. The ratings are not statements of fact, nor credit or risk ratings. The rating (i) should not be used as the sole basis in evaluating an investment product, (ii) involves unknown risks which may cause expectations not to occur or to differ from what was expected, (iii) are not guaranteed to be based on complete or accurate assumptions, (iv) involve the risk that the return target will not be met due to unforeseen changes in management, technology, economic development, interest rate development, operating and/or material costs, competitive pressure, supervisory law, exchange and tax rates, and/or changes in political and social conditions, and (v) should not be considered an offer or solicitation to buy or sell the investment product.

In the UK and Non-European Economic Area (EEA) countries: this is issued by BlackRock Investment Management (UK) Limited, authorised and regulated by the Financial Conduct Authority. Registered office: 12 Throgmorton Avenue, London, EC2N 2DL. Tel: + 44 (0)20 7743 3000. Registered in England and Wales No. 02020394. For your protection telephone calls are usually recorded. Please refer to the Financial Conduct Authority website for a list of authorised activities conducted by BlackRock.

BlackRock Index Selection Funds (ISF): This document is marketing material. The iShares EMU Index Fund is a sub fund of BlackRock Index Selection Fund (the Fund). The Fund is organised under the laws of Ireland and authorised by the Central Bank of Ireland as UCITS for the purposes of the UCITS Regulations. Investment in the sub-fund(s) is only open to 'Qualified Holders', as defined in the relevant Fund Prospectus. In the UK subscriptions in BISF are valid only if made on the basis of the current Prospectus, the most recent financial reports and the Key Investor Information Document, and in EEA and Switzerland subscriptions in BISF are valid only if made on the basis of the current Prospectus, the most recent financial reports and the Packaged Retail and Insurance-based Investment Products Key Information Document (PRIIPs KID) which are available in registered jurisdictions and local language where they are registered, these can be found at www.blackrock.com on the relevant product pages. Investors should understand all characteristics of the funds objective before investing. PRIIPs KID and application forms may not be available to investors in certain jurisdictions where the Fund in question has not been authorised. BlackRock may terminate marketing at any time. For information on investor rights and how to raise complaints please go to <https://www.blackrock.com/corporate/compliance/investor-right> available in in local language in registered jurisdictions.

For investors in Latin America This material is for educational purposes only and does not constitute investment advice or an offer or solicitation to sell or a solicitation of an offer to buy any shares of any fund or security and it is your responsibility to inform yourself of, and to observe, all applicable laws and regulations of your relevant jurisdiction. If any funds are mentioned or inferred in this material, such funds may not been registered with the securities regulators of Argentina, Brazil, Chile, Colombia, Mexico, Panama, Peru, Uruguay or any other securities regulator in any Latin American country and thus, may not be publicly offered in any such countries. The securities regulators of any country within Latin America have not confirmed the accuracy of any information contained herein. No information discussed herein can be provided to the general public in Latin America. The contents of this material are strictly confidential and must not be passed to any third party.

Any research in this document has been procured and may have been acted on by BlackRock for its own purpose. The results of such research are being made available only incidentally. The views expressed do not constitute investment or any other advice and are subject to change. They do not necessarily reflect the views of any company in the BlackRock Group or any part thereof and no assurances are made as to their accuracy.

This document is for information purposes only and does not constitute an offer or invitation to anyone to invest in any BlackRock funds and has not been prepared in connection with any such offer.

© 2024 BlackRock, Inc. All Rights reserved. BLACKROCK, BLACKROCK SOLUTIONS and iSHARES are trademarks of BlackRock, Inc. or its subsidiaries in the United States and elsewhere. All other trademarks are those of their respective owners.

Not FDIC Insured - No Bank Guarantee - May Lose Value

Contact Us

For EMEA: +353 1 612 3394 • www.blackrock.com • investor.services@blackrock.com