

A Accumulation EUR | Data as at 31.03.2024

Fund objectives and investment policy

The fund aims to provide capital growth and income in excess of the MSCI Emerging Markets (Net TR) Index after fees have been deducted over a three to five year period by investing in equities of companies in emerging market countries.

Above is the Investment Objective of the fund. For details on the fund's Investment Policy please see the KID.

This fund does not have the objective of sustainable investment or binding environmental or social characteristics as defined by Regulation (EU) 2019/2088 on Sustainability-related Disclosures in the Financial Services Sector (the "SFDR"). Any references to the integration of sustainability considerations are made in relation to the processes of the investment manager or the Schroders Group and are not specific to the fund.

Relevant risks associated with an investment in this fund are shown below and should be carefully considered before making any investment. Past Performance is not a guide to future performance and may not be repeated. The value of investments and the income from them may go down as well as up and investors may not get back the amounts originally invested. Exchange rate changes may cause the value of investments to fall as well as rise. Performance data does not take into account any commissions and costs, if any, charged when units or shares of any fund, as applicable, are issued and redeemed.

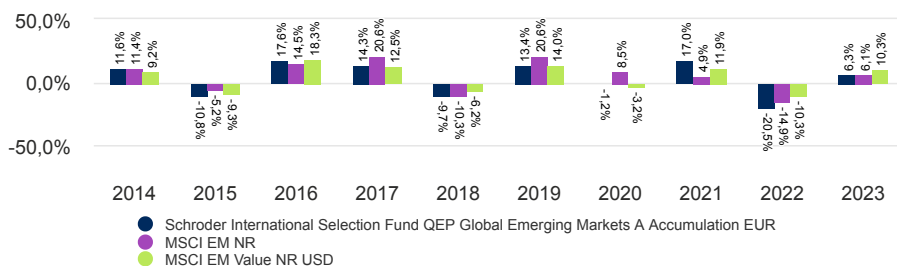
Share class performance (%)

| Cumulative performance | 1 month | 3 months | YTD | 1 year | 3 years | 5 years | 10 years |
|------------------------|---------|----------|-----|--------|---------|---------|----------|
| Share class (Net) | 1,5 | 4,9 | 4,9 | 7,6 | -6,4 | 6,1 | 40,4 |
| Target | 2,7 | 4,7 | 4,7 | 8,8 | -6,8 | 16,0 | 70,6 |
| Comparator | 1,3 | 3,6 | 3,6 | 12,0 | 5,9 | 15,3 | 57,9 |

| Discrete yearly performance (%) | Mar 14 - Mar 15 | Mar 15 - Mar 16 | Mar 16 - Mar 17 | Mar 17 - Mar 18 | Mar 18 - Mar 19 | Mar 19 - Mar 20 | Mar 20 - Mar 21 | Mar 21 - Mar 22 | Mar 22 - Mar 23 | Mar 23 - Mar 24 |
|---------------------------------|--------------------|--------------------|--------------------|--------------------|--------------------|--------------------|--------------------|--------------------|--------------------|--------------------|
| Share class (Net) | 25,1 | -18,1 | 26,2 | 2,1 | 0,3 | -22,2 | 45,8 | -1,9 | -11,3 | 7,6 |
| Target | 28,9 | -17,1 | 24,9 | 8,6 | 1,4 | -15,8 | 47,9 | -6,4 | -8,5 | 8,8 |
| Comparator | 24,6 | -17,6 | 25,1 | 2,7 | 3,8 | -23,5 | 42,4 | 1,9 | -7,3 | 12,0 |

| Calendar year performance | 2014 | 2015 | 2016 | 2017 | 2018 | 2019 | 2020 | 2021 | 2022 | 2023 |
|---------------------------|------|-------|------|------|-------|------|------|------|-------|------|
| Share class (Net) | 11,6 | -10,8 | 17,6 | 14,3 | -9,7 | 13,4 | -1,2 | 17,0 | -20,5 | 6,3 |
| Target | 11,4 | -5,2 | 14,5 | 20,6 | -10,3 | 20,6 | 8,5 | 4,9 | -14,9 | 6,1 |
| Comparator | 9,2 | -9,3 | 18,3 | 12,5 | -6,2 | 14,0 | -3,2 | 11,9 | -10,3 | 10,3 |

Performance over 10 years (%)



Ratings and accreditation



Please refer to the Source and ratings information section for details on the icons shown above.

Fund facts

| | |
|-------------------------|--|
| Fund manager | Lukas Kamblevicius Stephen Langford |
| Managed fund since | 01.04.2022 ; 01.04.2022 |
| Fund management company | Schroder Investment Management (Europe) S.A. |
| Domicile | Luxembourg |
| Fund launch date | 29.03.2012 |
| Share class launch date | 29.03.2012 |
| Fund base currency | USD |
| Share class currency | EUR |
| Fund size (Million) | USD 89,05 |
| Number of holdings | 372 |
| Target | MSCI EM NR |
| Comparator | MSCI EM Value NR USD |
| Unit NAV | EUR 142,2490 |
| Dealing frequency | Daily |
| Distribution frequency | No Distribution |

Fees & expenses

| | |
|--------------------|-------|
| Entry charge up to | 5,00% |
| Ongoing charge | 1,92% |
| Redemption fee | 0,00% |

Purchase details

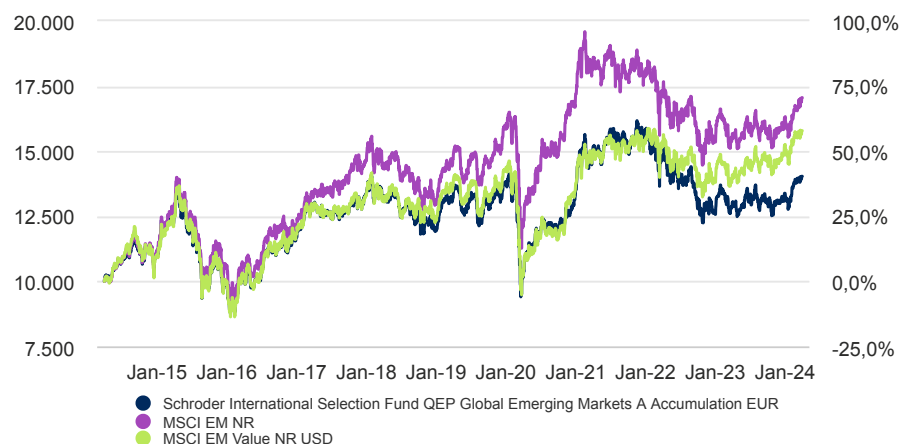
| | |
|------------------------------|--|
| Minimum initial subscription | EUR 1.000 ; USD 1.000 or their near equivalent in any other freely convertible currency. |
|------------------------------|--|

Codes

| | |
|--------------|------------------|
| ISIN | LU0747140563 |
| Bloomberg | SGEMAE LX |
| SEDOL | B7JR0Z5 |
| Reuters code | LU0747140563.LUF |

A Accumulation EUR | Data as at 31.03.2024

10 year return of EUR 10.000



The chart is for illustrative purposes only and does not reflect an actual return on any investment.

Returns are calculated bid to bid (which means performance does not include the effect of any initial charges), net income reinvested, net of fees.

Risk considerations

Counterparty risk: The fund may have contractual agreements with counterparties. If a counterparty is unable to fulfil their obligations, the sum that they owe to the fund may be lost in part or in whole.

Currency risk: The fund may lose value as a result of movements in foreign exchange rates, otherwise known as currency rates.

Derivatives risk: Derivatives, which are financial instruments deriving their value from an underlying asset, may be used to manage the portfolio efficiently. The fund may also materially invest in derivatives including using short selling and leverage techniques with the aim of making a return. A derivative may not perform as expected, may create losses greater than the cost of the derivative and may result in losses to the fund.

Emerging markets & frontier risk: Emerging markets, and especially frontier markets, generally carry greater political, legal, counterparty, operational and liquidity risk than developed markets.

Liquidity risk: In difficult market conditions, the fund may not be able to sell a security for full value or at all. This could affect performance and could cause the fund to defer or suspend redemptions of its shares, meaning investors may not be able to have immediate access to their holdings.

Market risk: The value of investments can go up and down and an investor may not get back the amount initially invested.

Operational risk: Operational processes, including those related to the safekeeping of assets, may fail. This may result in losses to the fund.

Performance risk: Investment objectives express an intended result but there is no guarantee that such a result will be achieved. Depending on market conditions and the macro economic environment, investment objectives may become more difficult to achieve.

Stock connect risk: The fund may be investing in China "A" shares via the Shanghai-Hong Kong Stock Connect and Shenzhen-Hong Kong Stock Connect which may involve clearing and settlement, regulatory, operational and counterparty risks.

Summary risk indicator (SRI)

LOWER RISK

Potentially lower reward

HIGHER RISK

Potentially higher reward



The risk category was calculated using historical performance data (or indicative fund performance during periods of suspension) and may not be a reliable indicator of the fund's future risk profile. The fund's risk category is not guaranteed to remain fixed. Please see the Key Information Document for more information.

Risk statistics & financial ratios

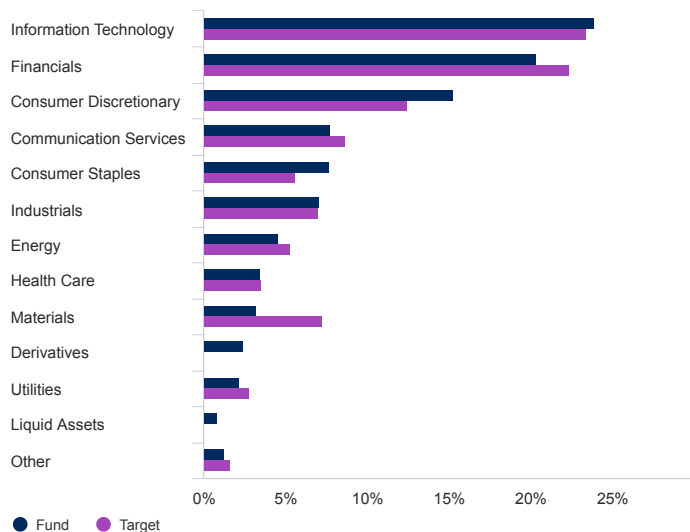
| | Fund | Target |
|------------------------------|------|--------|
| Annual volatility (%) (3y) | 12,2 | 13,7 |
| Alpha (%) (3y) | -0,5 | - |
| Beta (3y) | 0,8 | - |
| Sharpe ratio (3y) | -0,2 | -0,2 |
| Information ratio (3y) | 0,0 | - |
| Dividend Yield (%) | 2,9 | - |
| Price to book | 1,9 | - |
| Price to earnings | 14,1 | - |
| Predicted Tracking error (%) | 2,3 | - |

Source: Morningstar, and Schroders for the Predicted tracking error. The above ratios are based on bid to bid price based performance data. These financial ratios refer to the average of the equity holdings contained in the fund's portfolio and in the benchmark (if mentioned) respectively.

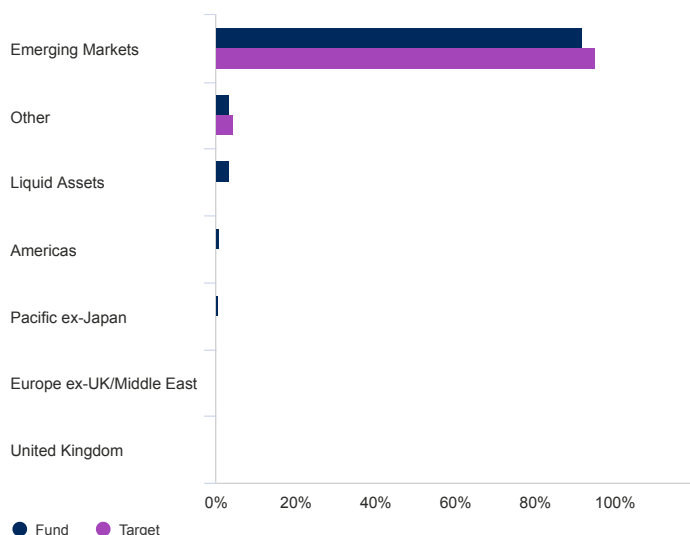
A Accumulation EUR | Data as at 31.03.2024

Asset allocation

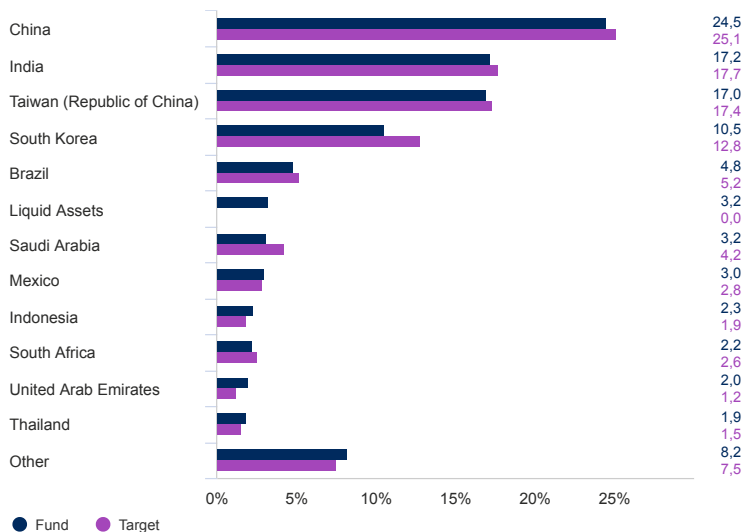
Sector (%)



Region (%)



Geographical breakdown (%)



Top 10 holdings (%)

| Holding name | % |
|---|-----|
| United States Treasury Bill | 2,1 |
| Tencent Holdings Ltd | 1,5 |
| SK Hynix Inc | 1,5 |
| Reliance Industries Ltd | 1,5 |
| Taiwan Semiconductor Manufacturing Co Ltd | 1,5 |
| Samsung Electronics Co Ltd | 1,5 |
| Pinduoduo Inc | 1,4 |
| Alibaba Group Holding Ltd | 1,4 |
| Meituan | 1,2 |
| MediaTek Inc | 1,2 |

Source: Schroders. Top holdings and asset allocation are at fund level.

Contact information

Schroder Investment Management (Europe) S.A.
 5, rue Höhenhof
 Sennigerberg
 Luxembourg
 L-1736
 Tel: +352 341 342 202
 Fax: +352 341 342 342

For your security, communications may be taped or monitored.

Information relating to changes in fund manager, investment objective, benchmark and corporate action information**Benchmarks: (If applicable)**

Some performance differences between the fund and the benchmark may arise because the fund performance is calculated at a different valuation point from the benchmark. The target benchmark has been selected because it is representative of the type of investments in which the fund is likely to invest, and it is, therefore, an appropriate target in relation to the return that the fund aims to provide. The comparator benchmark has been selected because the investment manager believes that the benchmark is a suitable comparison for performance purposes given the fund's investment objective and policy. The investment manager invests on a discretionary basis and there are no restrictions on the extent to which the fund's portfolio and performance may deviate from the benchmark. The investment manager will invest in companies or sectors not included in the benchmark in order to take advantage of specific investment opportunities.

Source and ratings information

Source of all performance data, unless otherwise stated: Morningstar, bid to bid, net income reinvested, net of fees.

Morningstar Rating: © Morningstar 2024. All Rights Reserved. The information contained herein: (1) is proprietary to Morningstar and/or its content providers; (2) may not be copied or distributed; and (3) is not warranted to be accurate, complete or timely. Neither Morningstar nor its content providers are responsible for any damages or losses arising from any use of this information. Past performance is no guarantee of future results.

Important information**Costs:**

Certain costs associated with your investment in the fund may be incurred in a different currency to that of your investment. These costs may increase or decrease as a result of currency and exchange rate fluctuations.

If a performance fee is applicable to this fund, details of the performance fee model and its computation methodology can be found in the fund's prospectus. This includes a description of the performance fee calculation methodology, the dates on which the performance fee is paid and details of how the performance fee is calculated in relation to the fund's performance fee benchmark, which may differ from the benchmark in the fund's investment objective or investment policy.

For further information regarding the costs and charges associated with your investment, please consult the funds' offering documents and annual report.

General:

This document does not constitute an offer to anyone, or a solicitation by anyone, to subscribe for shares of Schroder International Selection Fund (the "Company"). Nothing in this document should be construed as advice and is therefore not a recommendation to buy or sell shares. An investment in the Company entails risks, which are fully described in the prospectus. Subscriptions for shares of the Company can only be made on the basis of its latest Key Information Document and prospectus, together with the latest audited annual report (and subsequent unaudited semi-annual report, if published), copies of which can be obtained, free of charge, from Schroder Investment Management (Europe) S.A. The Company is registered in the Administrative Register of Foreign Collective Investment Institutions marketed in Spain of the National Securities Market Commission (CNMV), with the number 135. Its depository is J.P. Morgan SE and its management company is Schroder Investment Management (Europe) S.A.. The Company is a UCITS registered in Luxembourg. Schroders may decide to cease the distribution of any fund(s) in any EEA country at any time but we will publish our intention to do so on our website, in line with applicable regulatory requirements. This fund does not have the objective of sustainable investment or binding environmental or social characteristics as defined by Regulation (EU) 2019/2088 on Sustainability-related Disclosures in the Financial Services Sector (the "SFDR"). Any references to the integration of sustainability considerations are made in relation to the processes of the investment manager or the Schroders Group and are not specific to the fund. Any reference to regions/ countries/ sectors/ stocks/ securities is for illustrative purposes only and not a recommendation to buy or sell any financial instruments or adopt a specific investment strategy. Past Performance is not a guide to future performance and may not be repeated. The value of investments and the income from them may go down as well as up and investors may not get back the amounts originally invested. Exchange rate changes may cause the value of investments to fall as well as rise. Performance data does not take into account any commissions and costs, if any, charged when units or shares of any fund, as applicable, are issued and redeemed. Schroders has expressed its own views and opinions in this document and these may change. Third party data including MSCI data is owned or licensed by the data provider and may not be reproduced or extracted and used for any other purpose without the data provider's consent. Third party data is provided without any warranties of any kind. The data provider and issuer of the document shall have no liability in connection with the third party data. The terms of the third party's specific disclaimers, if any, are set forth in the Important Information section at www.schroders.com. Schroders will be a data controller in respect of your personal data. For information on how Schroders might process your personal data, please view our Privacy Policy available at <https://www.schroders.com/en/global/individual/footer/privacy-statement/> or on request should you not have access to this webpage. A summary of investor rights may be obtained from <https://www.schroders.com/en/global/individual/summary-of-investor-rights/>. For your security, communications may be recorded or monitored. Issued by Schroder Investment Management (Europe) S.A., 5, rue Höhenhof, L-1736 Senningerberg, Luxembourg. Registration No B 37.799. Distributed by Schroder Investment Management (Europe) S.A., Spanish branch, registered in the EEA investment firm register with the National Market Commission of Securities (CNMV) with the number 20.