

Schroder International Selection Fund

QEP Global Emerging Markets

A Accumulation GBP Share Class

Fund Launch Date

29 March 2012

Total Fund Size (Million)

USD 118.1

Share Price End of Month (GBP)

101.32

Total number of holdings

797

Benchmark

MSCI Emerging Markets Net TR

Fund Manager

QEP Global Equities Team

Managed fund since

29 March 2012

Financial Ratios

	Fund	Benchmark
P/Book Value	1.7	1.6
P/E Ratio	12.1	13.3
Predicted P/E Ratio	11.7	11.3
ROE (%)	19.6	16.9
Dividend Yield (%)	3.5	2.6
3 Year Earnings Growth (%)	18.3	17.2

These financial ratios refer to the average of the equity holdings contained in the fund's portfolio and in the benchmark (if mentioned) respectively.

Investment Objective and Policy

To provide capital growth.

The Fund may primarily invest in equity and equity related securities of companies in emerging markets countries. The Investment Manager will invest in a broadly diversified portfolio of securities selected through the application of analytical techniques that aim to achieve an optimal allocation between value style biased and quality style biased companies.

Risk Considerations

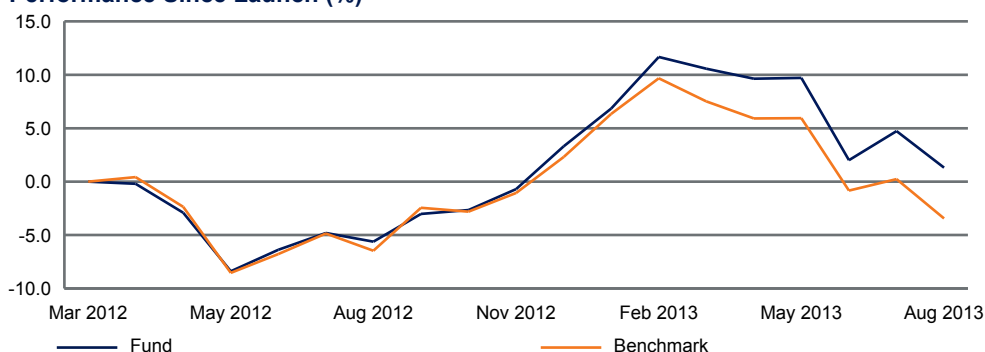
Investments in small companies can be difficult to sell quickly which may affect the value of the fund and, in extreme market conditions, its ability to meet redemption requests upon demand. Emerging markets will generally be subject to greater political, legal, counterparty and operational risk. The fund's operations depend on third parties and it may suffer disruption or loss in the event of their failure.

Performance Analysis

Performance (%)	1 month	3 months	6 months	YTD	1 year	3 years	5 years	Since Launch
Fund	-3.3	-7.6	-9.3	-1.9	7.4	---	---	1.3
Benchmark	-3.7	-8.9	-12.0	-5.6	3.2	---	---	-3.4
Relative Performance	0.4	1.2	2.7	3.7	4.1	---	---	4.8

Discrete Yearly Performance (%)	Q2/2012 - Q2/2013	Q2/2011 - Q2/2012	Q2/2010 - Q2/2011	Q2/2009 - Q2/2010	Q2/2008 - Q2/2009
Fund	9.0	---	---	---	---
Benchmark	6.4	---	---	---	---
Relative Performance	2.6	---	---	---	---

Performance Since Launch (%)



Past performance is not a reliable indicator of future results, prices of shares and the income from them may fall as well as rise and investors may not get back the amount originally invested.

All fund performance data are on a NAV to NAV basis, net income reinvested. Data is not available for the time periods with no % growth stated. In case a share class is created after the fund's launch date, a simulated past performance is used, based upon the performance of an existing share class within the fund, taking into account the difference in the Total Expense Ratio and including the impact of any performance fees if applicable.

Some performance differences between the fund and the benchmark may arise because the fund performance is calculated at a different valuation point from the benchmark.

Source: Schroders



Schroders

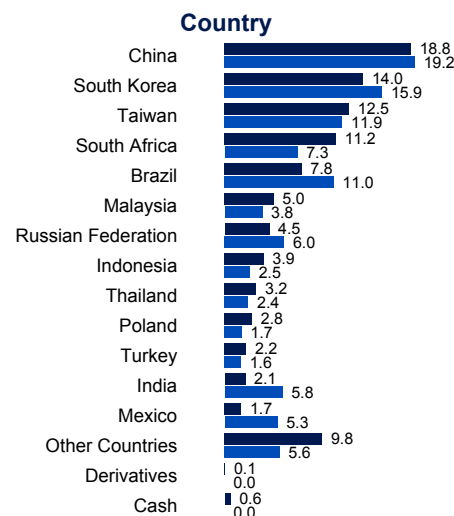
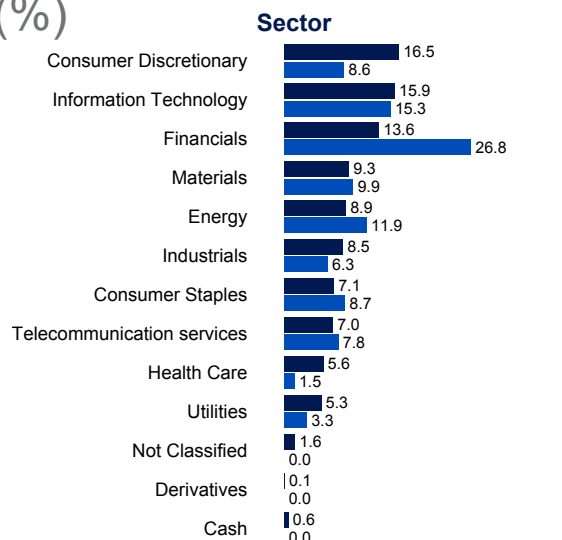
Asset Allocation (%)

Fund

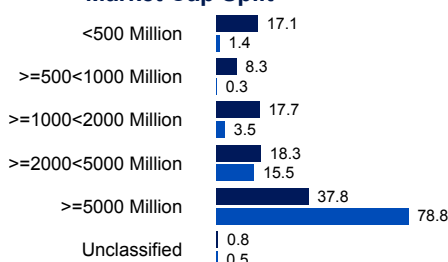
Benchmark

The commitment linked to the equity index futures contracts, if present, is deducted from cash.

Source: Schroders



Market Cap Split



Information

Schroder Investment Management (Luxembourg) S.A.
5, rue Höhenhof
1736 Senningerberg
Luxembourg
Tel.: (352) 341 342 212
Fax: (352) 341 342 342
For your security, all telephone calls are recorded.

	Accumulation
SEDOL	B63VN80
Bloomberg	SGEMMAG: LX
Reuters	LU0757966410.LUF
ISIN	LU0757966410
Fund Base Currency	USD
Dealing Frequency	Daily (13:00 CET)
Maximum Initial Fee	5.00 % of gross investment amount
Annual Management Fee	1.50 %
Minimum Investment Amount	EUR 1000 or USD 1000 or their near equivalent in any other freely convertible currency. The minimum subscription amount may be waived at the Directors' discretion.

Third party data is owned or licensed by the data provider and may not be reproduced or extracted and used for any other purpose without the data provider's consent. Third party data is provided without any warranties of any kind. The data provider and issuer of the document shall have no liability in connection with the third party data. The Prospectus and/or www.schroders.com contain additional disclaimers which apply to the third party data.

This document does not constitute an offer to anyone, or a solicitation by anyone, to subscribe for shares of Schroder International Selection Fund (the "Company"). Nothing in this document should be construed as advice and is therefore not a recommendation to buy or sell shares. Subscriptions for shares of the Company can only be made on the basis of its latest prospectus and Key Investor Information Document together with the latest audited annual report (and subsequent unaudited semi-annual report, if published), copies of which can be obtained, free of charge, from Schroder Investment Management (Luxembourg) S.A., 5, rue Höhenhof, L-1736 Senningerberg, Luxembourg. The Company is a Luxembourg-registered UCITS recognised in the UK under Section 264 of the Financial Services and Markets Act 2000. There will be no right to cancel any agreements to purchase shares under section 6.7 of the UK Financial Services Conduct of Business Sourcebook. All or most of the protection provided by the UK regulatory system does not apply to investments in the Company and compensation will not be available under the UK Financial Services Compensation Scheme.

This document is issued by Schroder Investment Management (Luxembourg) S.A., 5, rue Höhenhof, L-1736 Senningerberg, Luxembourg. Registered No. B 37.799. Approved for issue in the UK by Schroder Investment Management Limited, 31, Gresham Street, London EC2V 7QA. Authorised and regulated by the Financial Conduct Authority. Schroders has expressed its own views and opinions in this document and these may change.