

Strategy

The fund primarily invests in high yield and investment grade corporate bonds. The global opportunity set allows the Portfolio Manager to seek out the most attractive opportunities on a risk-adjusted basis. The aim is to deliver an attractive income to investors while maintaining an overall average investment grade rating and maximum duration of 3 years at the portfolio level. The manager has flexibility to invest in non-core credit strategies as a means of adding performance but adherence to the investment objective remains imperative. The fund is managed according to Fidelity's active philosophy and approach to fixed income investing. This is team-based, but led by the Portfolio Manager to generate attractive risk-adjusted returns through combining multiple, diversified investment positions advised by in-house fundamental credit research, quantitative modelling and specialist traders.

Objectives & Investment Policy

Objective: The fund aims to provide income whilst maintaining an average duration of investments not exceeding three years.

Investment Policy: The fund invests at least 70% of its assets, in debt securities including investment grade corporate bonds and government bonds of varying maturities, below investment grade and emerging market bonds, from anywhere in the and denominated in various currencies. The fund may also invest in money market instruments and/or other short term debt instruments including certificates of deposit, commercial paper and floating rate notes, cash and cash equivalents. The fund invests at least 50% of its assets in securities of issuers with favourable environmental, social and governance (ESG) characteristics.

The fund may invest in the following assets according to the percentages indicated: below investment grade debt securities: up to 50% investment grade debt securities: at least 50%

Listed China onshore debt securities (directly and/or indirectly): less than 30% (in aggregate).

The portfolio seeks to maintain an overall average credit rating of investment grade.

Investment Process: In actively managing the fund, the Investment Manager uses in-house research and investment capabilities to identify suitable opportunities across bond issuers, sectors, geographies and security types. This may include an assessment of bond issuers' creditworthiness, macroeconomic factors, and valuations.

The Investment Manager also considers ESG characteristics when assessing investment risks and opportunities. In determining favourable ESG characteristics, the Investment Manager takes into account ESG ratings provided by Fidelity or external agencies.

Through the investment management process the Investment Manager aims to ensure that investee issuers follow good governance practices.

The fund adheres to the Fidelity Sustainable Investing Framework standards. For more information, see "Sustainable Investing and ESG Integration" and the Sustainability Annex.

Derivatives and Techniques: The fund may use derivatives for hedging, efficient portfolio management and investment purposes.

Benchmark: None.

Fund Facts

Launch date: 09.10.08

Portfolio manager: James Durance, Claudio Ferrarese, Peter Khan, Tim Foster

Appointed to fund: 01.07.20, 01.01.19, 07.12.17, 01.01.19

Years at Fidelity: 11, 18, 24, 21

Fund size: € 655m

Fund reference currency: US Dollar (USD)

Fund domicile: Luxembourg

Fund legal structure: SICAV

Management company: FIL Investment Management (Luxembourg) S.A.

Capital guarantee: No

Share Class Facts

Other share classes may be available. Please refer to the prospectus for more details.

Launch date: 14.05.12

NAV price in share class currency: 12.58

ISIN: LU0766124803

SEDOL: B4MRT65

WKN: A1JWAR

Bloomberg: FDGHYAE LX

Distribution type: Accumulating

Ongoing Charges Figure (OCF) per year: 0.66% (30.04.23)

OCF takes into account annual management charge per year: 0.4%

Independent Assessment

Information is the latest available at date of publication. See Glossary for further details.

As some ratings agencies may use past performance to produce their assessments, these are not a reliable indicator of future results.

Morningstar Rating: ****

The rating measures how well a fund has balanced risk and reward relative to its peers. Star ratings are strictly based on past performance and Morningstar suggests investors use them to identify funds that are worthy for further research. The top 10% of funds in a category will receive a 5-star rating and the next 22.5% receive a 4-star rating. Only ratings of 4 or 5 stars are displayed on the factsheet.

Risk Indicator



The risk indicator assumes you keep the product for 3 years. The actual risk can vary significantly if you cash in at the early stage and you may get back less.

The summary risk indicator is a guide to the level of risk of this product compared to other products. It shows how likely it is that the product will lose money because of movements in the markets or because we are not able to pay you. We have classified this product as 3 out of 7, which is a medium risk class. This rates the potential losses from future performance at a medium level, and poor market conditions could impact the capacity to pay you. Returns may increase or decrease as a result of currency fluctuations. This product does not include any protection from future market performance so you could lose some or all of your investment. If FIL Investment Management (Luxembourg) S.A. is not able to pay you what is owed, you could lose your entire investment.

Important Information

The value of your investment may fall as well as rise and you may get back less than you originally invested. The use of financial derivative instruments may result in increased gains or losses within the fund. This fund invests in emerging markets which can be more volatile than other more developed markets. There is a risk that the issuers of bonds may not be able to repay the money they have borrowed or make interest payments. When interest rates rise, bonds may fall in value. Rising interest rates may cause the value of your investment to fall. The investment policy of this fund means it can be more than 35% invested in Government and public securities. These can be issued or guaranteed by other countries and Governments. For a full list please refer to the fund's prospectus. The Investment Manager's focus on securities of issuers which maintain favourable ESG characteristics or that are sustainable investments may affect the fund's investment performance favourably or unfavourably in comparison to similar funds without such focus. Funds are subject to charges and expenses. Charges and expenses reduce the potential growth of your investment. This means you could get back less than you paid in. The costs may increase or decrease as a result of currency and exchange rate fluctuations. Please refer to the Prospectus and KID of the fund before making any final investment decisions. When referring to sustainability - related aspects of the promoted fund, the decision to invest should take into account all characteristics or objectives of the promoted fund as detailed in the Prospectus. Information on sustainability-related aspects is provided pursuant to SFDR at <https://www.fidelity.lu/sfdr-entity-disclosures>.

Past performance does not predict future returns. The fund's returns may increase or decrease as a result of currency fluctuations. The investment which is promoted concerns the acquisition of units or shares in a fund, and not in a given underlying asset owned by the fund.

Performance Comparator(s)

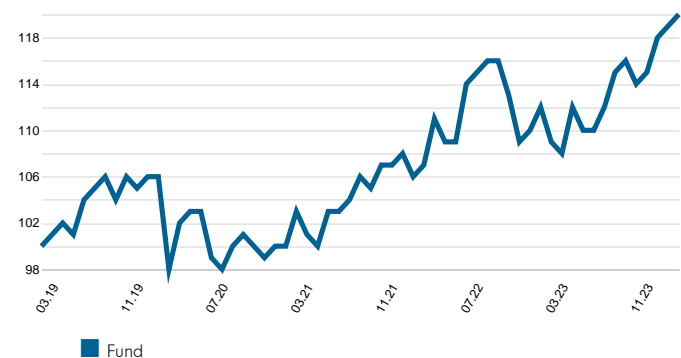
Peer Group Universe

Morningstar EAA Fund Global Flexible Bond - USD Hedged

Market index is for comparative purposes only unless specifically referenced in the Objectives & Investment Policy on page 1. The same index is used in the positioning tables on this factsheet.

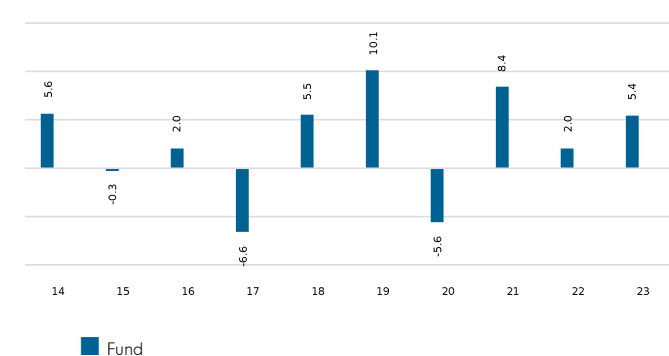
Where the effective date for the current market index is after the share class launch date, full history is available from Fidelity.

Cumulative performance in EUR (rebased to 100)



Performance is shown for the last five years (or since launch for funds launched within that period).

Performance for calendar years in EUR (%)

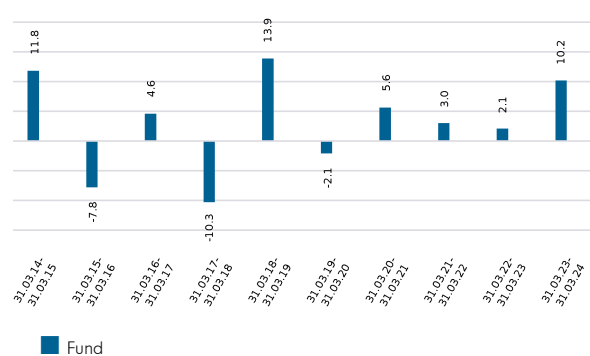


Performance to 31.03.24 in EUR (%)

	1m	3m	YTD	1yr	3yr	5yr	Since 14.05.12*
Fund cumulative growth	1.0	4.1	4.1	10.2	15.8	19.8	25.8
Fund annualised growth	-	-	-	10.2	5.0	3.7	1.9

Source of fund performance and volatility and risk measures is Fidelity. Performance is excluding initial charge. Basis: nav-nav with income reinvested, in EUR, net of fees. If you took an initial charge of 5.25% from an investment, this is the equivalent of reducing a growth rate of 6% per annum over 5 years to 4.9%. This is the highest initial charge applicable, if the initial charge you pay is less than 5.25%, the impact on the overall performance will be less. *Performance commencement date.

Performance for 12 month periods in EUR (%)



Volatility & Risk

Annualised Volatility: fund (%) 6.74

Sharpe Ratio: fund 0.59

Calculated using month-end data points. Definitions of these terms can be found in the Glossary section of this factsheet.

Introduction

This factsheet contains information about the composition of the fund at a particular point in time. It aims to help you understand how the manager has positioned the fund to meet its objectives. Each table shows a different breakdown of the fund's investments. Where data is presented as a percentage of TNA, this stands for Total Net Assets (the value of all the fund's assets after the deduction of any liabilities).

Portfolio Characteristics

	Fund
Distribution Yield (%)	5.0
Effective Duration	2.0
Average Coupon (%)	6.0
Number of Holdings	401
Number of Names	261

Distribution Yield (%)

The Distribution Yield reflects the amounts that may be expected to be distributed over the next twelve months as a percentage of the mid-market unit price of the fund as at the date shown and is based on a snapshot of the portfolio on that day. It includes the fund's ongoing charges but does not include any preliminary charge and investors may be subject to tax on distributions.

Effective Duration

Effective Duration is a measure of sensitivity of the fund value to changes in interest rates. It takes into account all investments in the fund, including derivatives.

Average Coupon (%)

The coupon is the interest rate stated on a bond when it is issued. Average Coupon is the weighted average coupon of bonds held in the portfolio. Derivatives are excluded from the calculation.

Number of Holdings

The number of bonds and derivatives held in the fund. Where the fund invests in another fund, it is counted as one holding. FX (foreign exchange) forwards are excluded. These are forward contracts that allow currency to be bought or sold at an agreed price on a future date.

Number of Names

The total number of individual issuers whose bonds are held in the fund. Since the fund will often hold more than one bond from an issuer, this figure is generally lower than the number of holdings.

Average Credit Rating (% TNA) (including derivatives)

Average Credit Rating (Linear)	BBB
--------------------------------	-----

This is the weighted average of all the bond credit ratings in the fund, expressed using the industry standard letter system. The system is shown in the credit rating table on the right and is ranked in descending order of credit quality. It takes into account all investments in the fund, including derivatives. This measure gives an idea of how risky the fund's bonds are overall: the lower the average credit rating, the riskier the fund.

Credit Rating (% TNA) (excluding derivatives)

	Fund
AAA/Aaa	5.69
AA/Aa	1.96
A	9.41
BBB/Baa	40.51
BB/Ba	26.19
B	10.09
CCC and Below	0.15
Not Rated	0.22
Interest Rate Derivatives	0.00
FX / Derivative P&L	0.50
Cash	5.27
Rounding adjustment	0.01
TOTAL	100.00

For each bond in the fund, Fidelity looks at the rating given by three rating agencies (S&P, Moody's and Fitch) and applies the worst of the two best ratings (commonly known as the Basel method). The AAA/Aaa rating is the highest and indicates the borrower has the lowest probability of defaulting on its debt.

The table above is a categorisation of the fund's individual bonds into their credit ratings. If any derivatives are being used to adjust the credit quality of the fund, these are reflected in the Average Credit Rating on the left.

Interest Rate Derivatives are used to adjust the fund's sensitivity to interest rate changes.

FX / Derivatives P&L (Profit & Loss) is the category that accounts for the collateral required by counterparty companies issuing derivatives held by the fund.

Top Long Exposures By Issuer (% TNA)

	Fund
(F) FORD MTR CR LLC 5.125% 2/20/29	1.87
(JPM) JPMC CO 6.07%/VAR 10/22/27	1.67
(TRAGR) TRATON FINANCE 4% 09/16/25 RGS	1.42
(AER) AerCap Ireland Cap/Globa	1.42
(VICI) Vici Properties / Note	1.33
(RENAUL) RCI BANQUE S 3.75% 10/4/27 RGS	1.31
(AABOND) AA BOND CO LTD 6.5% 1/26 RGS	1.28
(ZFFNGR) ZF FINANCE GMBH 5.75% 8/26 RGS	1.22
(AL) AIR LEASE CORP 3.7% 04/15/30	1.20
(STANLN) STAN 7.776%/VAR 11/16/25 144A	1.09

Long positions are created through purchases of bonds or derivatives. Investors benefit if these long positions rise in value.

Credit derivatives relating to any specific issuer are included, but derivatives relating to government bonds and to bond indices are excluded.

Where bonds are issued by different entities within the same corporate group/complex, the aggregated exposure may not be reflected in the data above.

Sector Positioning (% TNA) (excluding derivatives)

	Fund
Treasury	0.78
Quasi / Sov / Supra / Agncy	4.93
Agency Mortgages	0.00
Banks & Brokers	18.65
Insurance	0.36
Property	0.21
Other Financials	6.39
Basic Industry	1.97
Capital Goods	5.43
Consumer Cyclical	17.42
Consumer Non Cyclical	3.25
Energy	5.78
Transportation	5.74
Technology	3.81
Communications	3.76
Industrial Other	1.41
Utility	3.05
Covered	0.50
Non Agency	1.59
ABS / MBS	9.20
Unclassified	0.00
Index Credit Default Swaps	0.00
Interest Rate Derivatives	0.00
FX / Derivative P&L	0.50
Cash	5.27
Rounding adjustment	0.00
Total	100.00

Quasi / Sov / Supra / Agncy are bonds issued by institutions like the European Investment Bank. Covered bonds are backed by cash flows from mortgages or public sector loans. ABS (Asset-backed Securities) / MBS (Mortgage-backed Securities) are backed by specific assets. Index Credit Default swaps can be used to increase or decrease the credit quality of the fund.

Regional Exposure - Domicile Of Issuer (% TNA) (excluding derivatives)

	Fund
Multinational	0.00
United States (& Other Amer.)	28.40
Canada	0.60
United Kingdom (& Ire.)	26.71
France	7.05
Germany (& Aust.)	6.54
Benelux	3.20
Scandinavia	4.19
Mediterranean	7.27
Switzerland	0.28
Other Europe	0.58
Japan	1.31
Australia & N.Z.	0.23
Asia ex Japan ex Aus.	1.24
C.I.S / Eastern Europe	2.79
Latin America	1.24
Middle East / N Africa	1.59
Sub-Saharan Africa	1.01
Other	0.00
Unclassified	0.00
FX / Derivative P&L	0.50
Index Credit Default Swaps	0.00
Cash	5.27
Rounding adjustment	0.00
Total	100.00

ESG Metrics

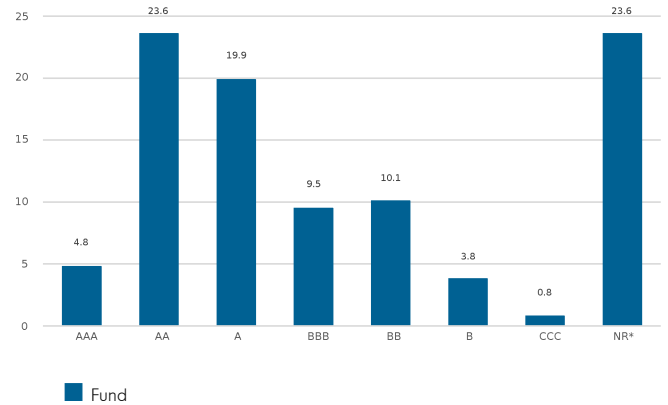
The factsheet is a snapshot of the portfolio at the date indicated above. ESG ratings distribution may vary over time. Representation of this data is for informational purposes only. If the SFDR classification is shown as 6 below then this fund does not promote environmental or social characteristics nor does it have a sustainable investment objective. If it is shown as 8, the fund promotes environmental or social characteristics. If it is shown as 9, the fund has a sustainable investment objective. Product-specific information can be found on our website at www.fidelityinternational.com

Sustainability Characteristics (31.03.2024)

	Fund
MSCI ESG Fund Rating (AAA-CCC)	A
Weighted Average Carbon Intensity (tCo2e/\$M Revenue)	137.1
SFDR Classification	8

N/A - Not Applicable
 N/R - Not Rated

MSCI Ratings Distribution % (31.03.2024)



ESG Fund rating based on holding as at 31.01.24 with 74.3% security coverage. Carbon intensity data based on holdings as at 31.03.24 with 70.6% security coverage.

Glossary

MSCI ESG Fund Rating: This shows the fund's ESG rating based on the Quality Scores given to the fund by MSCI. This ranges from AAA, AA (Leader), A, BBB, BB (Average) to B, CCC (Laggard). To be included in MSCI ESG Fund Ratings, 65% of the fund's gross weight must come from covered securities (and excluding cash), the fund's holdings date must be less than one year old and the fund must have at least ten securities.

Weighted Average Carbon Intensity: is calculated as the sum of each portfolio weight multiplied by the Co2e per \$M of Revenue of each holding. This metric provides a snapshot of the fund's exposure to carbon-intensive companies and includes scope 1 and scope 2 carbon emissions. For carbon data, the coverage of underlying securities must be over 50% for data to be shown.

SFDR Classification: Shows the classification given to each fund as part of the EU Sustainable Finance Disclosure Regulation (SFDR). Article 9 funds aim to achieve an ESG outcome and are products with ESG objectives. Article 8 funds focus on promoting ESG characteristics and this must be a primary focus of the product. Article 6 funds integrate sustainability risks (unless specified otherwise in the prospectus) into investment analysis and decision-making, without the funds promoting environmental or social characteristics or having sustainable investments as their objective.

MSCI Ratings Distribution: This shows the percentage distribution of ESG ratings in the fund, based on the Net Asset Value of holdings excluding cash, liquidity funds, derivatives and Exchange Traded Funds.

Information on sustainability-related aspects is provided pursuant to SFDR at <https://www.fidelity.lu/sfdr-entity-disclosures>

Disclaimer

ESG Rating Source: ©2024 MSCI ESG Research LLC. Reproduced by permission, no further distribution. MSCI ESG Research LLC and its affiliates (the "ESG Parties"), obtain information from sources they consider reliable, none of the ESG Parties warrants or guarantees the originality, accuracy and/or completeness of any data herein. None of the ESG Parties makes any express or implied warranties of any kind, and the ESG Parties hereby expressly disclaim all warranties of merchantability and fitness for a particular purpose, with respect to any data herein. None of the ESG Parties shall have any liability for any errors or omissions in connection with any data herein. Further, without limiting any of the foregoing, in no event shall any of the ESG Parties have any liability for any direct, indirect, special, punitive, consequential or any other damages (including lost profits) even if notified of the possibility of such damages. The information is as at the date of production based on data provided by MSCI. There may be timing differences between the date at which data is captured and reported. For more up to date information, you can visit <https://www.msci.com/esg-fund-ratings>

Carbon Data Source: Data provided by ISS ESG. All rights in the information provided by Institutional Shareholder Services Inc. and its affiliates (ISS) reside with ISS and/or its licensors. ISS makes no express or implied warranties of any kind and shall have no liability for any errors, omissions or interruptions in or in connection with any data provided by ISS. The information is as at the date of production based on carbon data provided by ISS. There may be timing differences between the date at which data is captured and reported.

SFDR Classification is assigned by Fidelity in line with the EU Sustainable Financial Disclosure Regulation.

Glossary

Volatility & Risk

Annualised volatility: a measure of how variable returns for a fund or comparative market index have been around their historical average (also known as “standard deviation”). Two funds may produce the same return over a period. The fund whose monthly returns have varied less will have a lower annualised volatility and will be considered to have achieved its returns with less risk. The calculation is the standard deviation of 36 monthly returns presented as an annualised number. Volatility for funds and indices are calculated independently of each other.

Relative volatility: a ratio calculated by comparing the annualised volatility of a fund to the annualised volatility of a comparative market index. A value greater than 1 indicates the fund has been more volatile than the index. A value less than 1 shows the fund has been less volatile than the index. A relative volatility of 1.2 means the fund has been 20% more volatile than the index, while a measure of 0.8 would mean the fund has been 20% less volatile than the index.

Sharpe ratio: a measure of a fund’s risk-adjusted performance, taking into account the return on a risk-free investment. The ratio allows an investor to assess whether the fund is generating adequate returns for the level of risk it is taking. The higher the ratio, the better the risk-adjusted performance has been. If the ratio is negative, the fund has returned less than the risk-free rate. The ratio is calculated by subtracting the risk-free return (such as cash) in the relevant currency from the fund’s return, then dividing the result by the fund’s volatility. It is calculated using annualised numbers.

Annualised alpha: the difference between a fund’s expected return (based on its beta) and the fund’s actual return. A fund with a positive alpha has delivered more return than would be expected given its beta.

Beta: a measure of a fund’s sensitivity to market movements (as represented by a market index). The beta of the market is 1.00 by definition. A beta of 1.10 shows that the fund could be expected to perform 10% better than the index in up markets and 10% worse in down markets, assuming all other factors remain constant. Conversely, a beta of 0.85 indicates that the fund could be expected to perform 15% worse than the market return during up markets and 15% better during down markets.

Annualised tracking error: a measure showing how closely a fund follows the index to which it is being compared. It is the standard deviation of the fund’s excess returns. The higher the fund’s tracking error, the higher the variability of fund returns around the market index.

Information ratio: a measure of a fund’s effectiveness in generating excess return for the level of risk taken. An information ratio of 0.5 shows the fund has delivered an annualised excess return equivalent to half the value of the tracking error. The ratio is calculated by taking the fund’s annualised excess return and dividing it by the fund’s tracking error.

R²: a measure representing the degree to which a fund’s return can be explained by the returns of a comparative market index. A value of 1 signifies the fund and index are perfectly correlated. A measure of 0.5 means only 50% of the fund’s performance can be explained by the index. If the R² is 0.5 or lower, the fund’s beta (and therefore its alpha too) is not a reliable measure (due to a low correlation between fund and index).

Ongoing charges

The ongoing charges figure represents the charges taken from the fund over a year. It is calculated at the fund’s financial year end and may vary from year to year. For classes of funds with fixed ongoing charges, this may not vary from year to year. For new classes of funds or classes undergoing corporate actions (eg amendment to annual management charge), the ongoing charges figure is estimated until the criteria are met for an actual ongoing charges figure to be published.

The types of charges included in the ongoing charges figure are management fees, administration fees, custodian and depositary fees and transaction charges, shareholder reporting costs, regulatory registration fees, Directors fees (where applicable) and bank charges.

It excludes: performance fees (where applicable); portfolio transaction costs, except in the case of an entry/exit charge paid by the fund when buying or selling units in another collective investment undertaking.

For more information about charges (including details of the fund’s financial year end), please consult the charges section in the most recent Prospectus.

Independent Assessment

Primary share class: is identified by Morningstar when the analysis calls for only one share class per fund to be in the peer group. It is the share class Morningstar recommends as the best proxy for the portfolio for the relevant market and category/GIF combination. In most cases the share class chosen will be the most retail version (based upon actual management charge, inception date, distribution status, currency and other factors) unless a share class that is less retail focused has a much longer track record. It is different to the oldest share class data point in that it is on an available for sale level and not all markets will have the oldest share class for sale in that region. The Primary share class is also based on category so each available for sale/category combination for the fund will have its own primary share class.



Important Information

This is a marketing communication. This information must not be reproduced or circulated without prior permission.

Fidelity only offers information on products and services and does not provide investment advice based on individual circumstances, other than when specifically stipulated by an appropriately authorised firm, in a formal communication with the client.

Fidelity International refers to the group of companies which form the global investment management organisation that provides information on products and services in designated jurisdictions outside of North America. This communication is not directed at, and must not be acted upon by persons inside the United States and is otherwise only directed at persons residing in jurisdictions where the relevant funds are authorised for distribution or where no such authorisation is required.

Unless otherwise stated all products are provided by Fidelity International, and all views expressed are those of Fidelity International. Fidelity, Fidelity International, the Fidelity International logo and F symbol are registered trademarks of FIL Limited. FIL Limited assets and resources as at 28/02/2023 - data is unaudited. Research professionals include both analysts and associates. The performance figures shown do not take into account the fund's Initial Charge. If you took an initial charge of 5.25% from an investment, this is the equivalent of reducing a growth rate of 6% per annum over 5 years to 4.9%. This is the highest initial charge applicable, if the initial charge you pay is less than 5.25%, the impact on the overall performance will be less.

Fidelity Funds "FF" is an open-ended investment company (UCITS) established in Luxembourg with different classes of shares. FIL Investment Management (Luxembourg) S.A. reserves the right to terminate the arrangements made for the marketing of the sub-fund and/ or its shares in accordance with Article 93a of Directive 2009/65/EC and Article 32a of Directive 2011/61/EU. Prior notice of this cessation will be made in Luxembourg.

Morningstar annualised growth rates, total return, sector median performance and ranks - Data Source - © 2024 Morningstar, Inc. All Rights Reserved. The information contained herein: (1) is proprietary to Morningstar and/or its content providers; (2) may not be copied or distributed; and (3) is not warranted to be accurate, complete or timely. Neither Morningstar nor its content providers are responsible for any damages or losses arising from any use of this information.

This share class is registered and distributed in the following locations: Austria, Belgium, Chile, Denmark, France, Germany, Iceland, Italy, Liechtenstein, Luxembourg, Netherlands, Oman, Qatar, Spain, Switzerland, United Kingdom.

We recommend that you obtain detailed information before taking any investment decision on the basis of the current prospectus and KID (key information document), along with the current annual and semi-annual reports free of charge through <https://www.fidelityinternational.com>, from our distributors, from your financial advisor or from the branch of your bank and from our European Service Centre in Luxembourg, FIL (Luxembourg) S.A., 2a, rue Albert Borschette BP 2174 L-1021 Luxembourg. Issued by FIL (Luxembourg) S.A., authorised and supervised by the CSSF (Commission de Surveillance du Secteur Financier). Investors/ potential investors can obtain information on their respective rights regarding complaints and litigation on your local Fidelity website which can be accessed via the following link <https://www.fidelityinternational.com> (Products & services) by selecting your country of residence. All documentation and information will be in the local or an accepted European language of the country selected.

Documentation can also be obtained from the following paying agents/distributors: **Austria** - UniCredit Bank Austria AG, Schottengasse 6-8, 1010 Vienna., **Liechtenstein** - VP Bank AG, Aulestrasse 6, 9490 Vaduz., **Switzerland** - BNP Paribas, Paris, succursale de Zurich, Selnaustrasse 16, 8002 Zurich.

Chile : Neither the issuer nor the securities have been registered with the Superintendencia de Valores y Seguros pursuant to law no. 18,045, the Ley de Mercado de Valores, and regulations thereunder. This document does not constitute an offer of, or an invitation to subscribe for or purchase, the securities in the republic of Chile, other than to individually identified buyers pursuant to a private offering within the meaning of article 4 of the Ley de Mercado de Valores (an offer that is not addressed to the public at large or to a certain sector or specific group of the public).

France : Issued by FIL Gestion, a portfolio management company approved by the AMF under the number GP03-004, 21 avenue Kleber, 75116 Paris.

Germany : For German Wholesale clients issued by FIL Investments Services GmbH, Kastanienhöhe 1, 61476 Kronberg im Taunus. For German Institutional clients issued by FIL (Luxembourg) S.A., 2a, rue Albert Borschette BP 2174 L-1021 Luxembourg. For German Pension clients issued by FIL Finance Services GmbH, Kastanienhöhe 1, 61476 Kronberg im Taunus.

Netherlands : The fund is authorised to offer participation rights in The Netherlands pursuant to article 2:66 (3) in conjunction with article 2:71 and 2:72 Financial Supervision Act.

Spain : Fidelity Funds and Fidelity Active Strategy (FAST) are open-ended collective investment schemes incorporated in Luxembourg. The distributing and depositary entities are, respectively, FIL (Luxembourg) S.A. and Brown Brothers Harriman (Luxembourg) S.C.A. Fidelity Funds and FAST are registered for marketing in Spain in the register of Foreign Collective Investment Undertakings of the CNMV under registration numbers 124 and 649 respectively, where detailed information on the local distributors can be obtained.

Switzerland : Fidelity undertakes the financial services of purchasing and/or selling financial instruments within the meaning of the Financial Services Act ("FinSA"). Fidelity is not required to assess the appropriateness and suitability under FinSA. Issued by FIL Investment Switzerland AG.

United Arab Emirates : For the United Arab Emirates, the DIFC branch of FIL Distributors International Limited, is regulated by the DFSA for the provision of Arranging Deals in Investments only. All communications and services are directed at Professional Clients and Market Counterparty only (as defined in the DFSA rulebook). Persons other than Professional Clients and Market Counterparties, such as Retail Clients, are NOT the intended recipients of our communications or services. This document contains information that makes reference to a Fund which is not subject to any form of regulation or approval by the Dubai Financial Services Authority ("DFSA"). The DFSA has no responsibility for reviewing or verifying any Prospectus or other documents in connection with this Fund. Accordingly, the DFSA has not approved this Prospectus or any other associated documents nor taken any steps to verify the information set out in this Prospectus and has no responsibility for it. Collective Investment Rules (CIR) 134 CIR/VER30/02-21. The Units to which this Prospectus relates may be illiquid and/or subject to restrictions on their resale. Prospective purchasers should conduct their own due diligence on the Units. If you do not understand the contents of this document, you should consult an authorised financial adviser.

CSO5537/NA CL13111102 English 54460 T103b