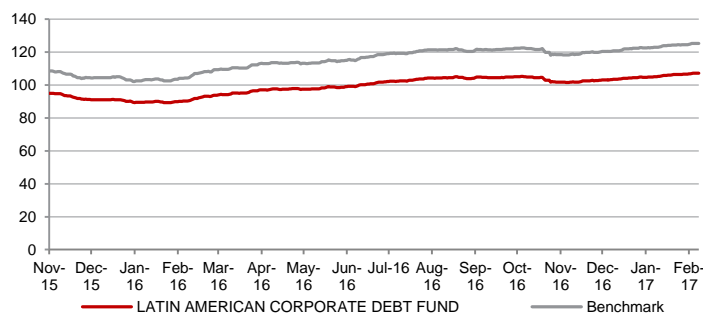
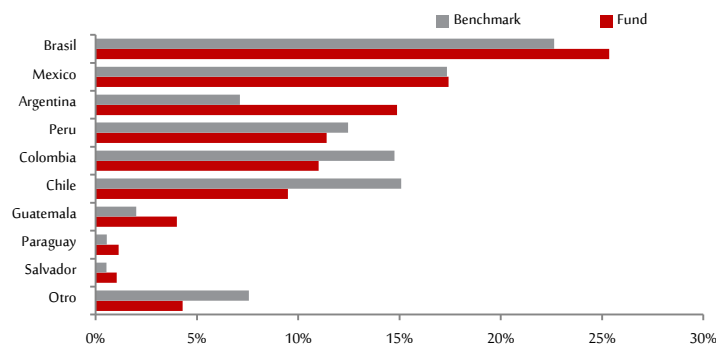


PERFORMANCE (1)

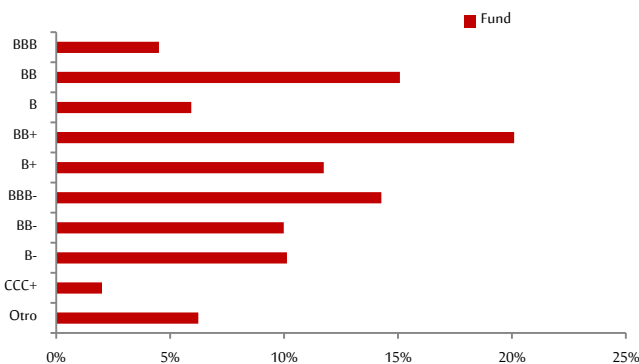


Performance	1 Month	3 Months	6 Months	1 Year	YTD
Fund	1,80%	5,19%	2,67%	18,49%	3,56%
Benchmark	1,80%	5,48%	3,22%	19,94%	3,76%

GEOGRAPHICAL BREAKDOWN (2)



CREDIT QUALITY BREAKDOWN (2)



TOP 10 HOLDINGS (2)

Issuer	% Portfolio
PETROBRAS GLOBAL FINANCE	3,24%
ECOPETROL SA	2,53%
REPUBLIC OF ARGENTINA	2,45%
VALE OVERSEAS LIMITED	2,29%
COSAN LUXEMBOURG SA	2,03%
YPF SOCIEDAD ANONIMA	1,92%
BANCO DE BOGOTA SA	1,81%
BANCO DE CREDITO DEL PER	1,63%
CREDITO REAL SAB DE CV	1,62%
BBVA BANCOMER SA TEXAS	1,60%

RISK (3)



INVESTMENT OBJECTIVE (4)

The Latin American High Yield Bond Fund aims to maximize medium-term total investment return, consisting of a combination of interest income, capital appreciation and currency gains. The fund primarily invests in fixed debt securities as well as debt obligations of issuers based in Latin America or those that conduct the main part of their business activity within Latin America (including the Caribbean).

FUND DETAILS

Fund Launch Date	July 12, 2012
Fund Managers	Felipe Rojas
Legal Form	Sub-fund of a Luxembourg SICAV
Asset Management Location	Santiago, Chile
Base Currency	USD
Benchmark	50% CEMBI Broad Diversified LatinAmerica + 50% JPMorgan High Yield LatAm
NAV Price	US\$ 107,09
ISIN	LU0648315348
Bloomberg	LAMLAHY LX Equity
Bloomberg Benchmark	JBCDLA Index, CSIYLTAM Index
Fund Size	US\$ 97,71 Million
Number of Holdings	162
Dividends	Reninvested

DEALING & PRICES

Minimum Investment Amount	US\$ / € 5.000
Settlement	Valuation date + 3 days
Dealing Frequency	Daily basis
Management Fee	Up to 2.00% p .a.
Subscription/Performance Fee	Up to 5.00% of the subscription amount / 10% of the of the fund's outperformance of the benchmark
Share Class	Retail (A)

FUND STATISTICS (5)

Duration	4,50					
Yield to Maturity	5,99%					
Average Rating	BB-					
	3 Months		6 Months		1 Year	
	Fund	Bench mark	Fund	Bench mark	Fund	Bench mark
Tracking Error ex post	1,0%	--	1,3%	--	1,5%	--
VAR (95%)	0,0%	0,1%	0,2%	0,2%	0,2%	0,2%
Volatility	1,8%	2,3%	3,2%	3,9%	3,1%	3,9%
Sharpe Ratio	12,20	10,22	1,71	1,73	5,46	4,61
Information Ratio	-1,62	--	-1,01	--	-0,74	--

(1) The performance graph displays data of the LarrainVial Asset Management SICAV - Latin American High Yield Bond Fund (base 100). Source of the benchmark data (45% CEMBI Broad Diversified LatinAmerica + 55% JPMorgan High Yield LatAm): Bloomberg. The graphs of the breakdowns display data of the fund's assets and are based on Bloomberg methodology (base 100). (2) Percentage of total assets. Positioning as at September 30, 2016. (3) Risk level calculated according to the "Committee of European Securities Regulator" methodology based on the historical volatility of the fund. (4) A detailed description of the objective and investment policies of the fund can be found in the current offering prospectus and the Key Investor Information Document (KIID). (5) The statistics are expressed in annualized terms, with the exception of VaR (daily). This document has been prepared for general information and does not constitute a recommendation or financial advice and cannot be relied on as such. This is not an offer or a solicitation to buy shares in LarrainVial Asset Management SICAV - Latin American High Yield Bond Fund ("the Fund"). Shares of the Fund may not be sold to citizens or residents of the United States or in any other state or jurisdiction where it would be unlawful to offer, solicit an offer or sell the shares. Before investing, please read the prospectus of LarrainVial Asset Management SICAV, including with respect to the investment objectives of the Fund, and consult your financial professional. No representation or warranty can be given with respect to the accuracy or completeness of the information herein.