

Asset Management
August 31, 2023

CS (Lux) Asia Corporate Bond Fund EBH EUR

Fund information

Fixed income

230'629'057

Fund total net assets in USD

Share class TNA, EUR 2'812'622	Share class NAV, EUR 95.93	Management fee p.a. ¹ 0.40%
MTD (net) return -1.32% Bench. -0.66%	QTD (net) return -1.70% Bench. -0.64%	YTD (net) return -0.92% Bench. 0.16%

Fund details

Investment Manager	Peijiao Yu, Jeffrey Lau
Fund launch date	25.09.2012
Share class launch date	25.09.2012
Share class	EBH
Share class currency	EUR
Distribution policy	Accumulating
Fund domicile	Luxembourg
ISIN	LU0828909555
Benchmark	JPM Asia Credit Index ex-Sovereign 1-10Y (EUR-Hgd)

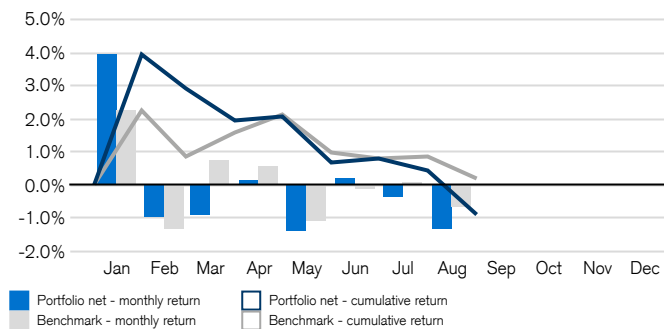
Investment Policy

The fund invests primarily in USD denominated Asian debt instruments, bonds, notes, and similar fixed-interest or floating-rate securities of issuers domiciled in Asia or conducting their main business activities in Asia. The Fund aims to generate alpha from active management of duration, sector exposure, and issuer selection through fundamental bottom-up analyses based on risk/reward parameters.

Investing involves risk including the risk of loss of capital. Past performance does not predict future returns. Neither simulated nor historical performance is a reliable indicator for current or future performance.

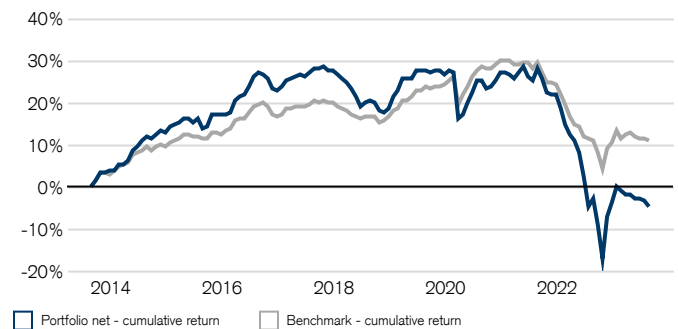
Performance overview - monthly & cumulative

since 01.01.2023



Performance overview - cumulative

since 01.09.2013



Performance overview - monthly & YTD

since 01.01.2023, in %

	Jan	Feb	Mar	Apr	May	Jun	Jul	Aug	Sep	Oct	Nov	Dec	YTD
Portfolio net	3.90	-0.97	-0.93	0.13	-1.40	0.15	-0.39	-1.32					-0.92
Benchmark	2.21	-1.35	0.70	0.54	-1.11	-0.15	0.02	-0.66					0.16
Relative net	1.69	0.37	-1.63	-0.41	-0.29	0.30	-0.41	-0.65					-1.08

Performance overview

since 01.10.2012, in %

	Rolling Returns			Annualized Returns			
	1 months	3 months	1 year	3 years	5 years	ITD	
Portfolio net	-1.32	-1.55	-1.59	-8.63	-4.55	-0.38	
Benchmark	-0.66	-0.78	-0.22	-4.79	-1.03	0.90	
Relative net	-0.65	-0.76	-1.37	-3.84	-3.52	-1.29	

Risk overview - ex post

since 01.10.2012, in %

	Annualized risk, in %			
	1 year	3 years	5 years	ITD
Portfolio volatility	18.15	11.97	10.42	7.64
Benchmark volatility	7.47	5.15	5.11	4.07
Tracking error	11.10	7.92	6.40	4.51

¹ If the currency of a financial product and/or its costs is different from your reference currency, the return and cost may increase or decrease as a result of currency fluctuations.

The individuals mentioned above only conduct regulated activities in the jurisdiction(s) where they are properly licensed, where relevant.

Please find the definition of all the acronyms/terms used in this document in the Glossary. Additional important information can be found at the end of the document.

Performance overview - yearly

since 01.01.2014, in %

	2014	2015	2016	2017	2018	2019	2020	2021	2022	2023
Portfolio net	8.67	4.13	4.73	3.81	-7.04	6.76	0.32	-3.83	-21.12	-0.92
Benchmark	6.22	2.86	3.60	2.72	-2.79	6.53	4.79	-4.42	-10.93	0.16
Relative net	2.45	1.27	1.13	1.09	-4.26	0.23	-4.47	0.59	-10.19	-1.08

Key risk figures

	Portfolio	Benchmark		Portfolio	Benchmark
Modified duration	4.29	2.95	Linear weighted average credit rating	BBB+	BBB+
Yield to worst	5.68%	5.08%	Number of securities	310	1'265
Average maturity in years	6.81	3.38			

Potential Risks

The Fund's risk and reward profile does not reflect the risk inherent in future circumstances that differ from what the Fund has experienced in the recent past. This includes the following events which are rare but can have a large impact.

- **Credit risk:** Issuers of assets held by the Fund may not pay income or repay capital when due. The Fund's investments have considerable credit risk.
- **Liquidity risk:** Assets cannot necessarily be sold at limited cost in an adequately short timeframe. The Fund's investments may be prone to limited liquidity. The Fund will endeavor to mitigate this risk by various measures. In addition, short selling of securities may expose the Fund to particular liquidity risk.
- **Counterparty risk:** Bankruptcy or insolvency of the Fund's derivative counterparties may lead to payment or delivery default. The Subfund will endeavor to mitigate this risk by the receipt of financial collateral given as guarantees.
- **Event risk:** In the case a trigger event occurs contingent capital is converted into equity or written down and thus may lose substantially in value.
- **Operational risk:** Deficient processes, technical failures or catastrophic events may cause losses.
- **Political and Legal risks:** Investments are exposed to changes of rules and standards applied by a specific country. This includes restrictions on currency convertibility, the imposing of taxes or controls on transactions, the limitations of property rights or other legal risks. Investments in less developed financial markets may expose the Fund to increased operational, legal and political risk.
- **Sustainability risks:** Sustainability risks are environmental, social or governance events or conditions that can have a material negative effect on the return, depending on the relevant sector, industry and company exposure.

The product's investment objectives, risks, charges and expenses, as well as more complete information about the product, are provided in the prospectus (or relevant offering document), which should be read carefully before investing.

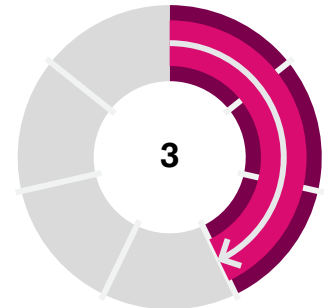
Investors may lose part or all of their invested amount.

The full offering documentation including complete information on risks may be obtained free of charge from a Credit Suisse client advisor, representative, or, where applicable, via Fundsearch (credit-suisse.com/fundsearch).

The investment promoted in this marketing material concerns the acquisition of units or shares in a fund and not of any underlying assets. The underlying assets are owned by the fund only.

Risk profile²

PRIIP SRI



Asset breakdown by risk currency

In % of total economic exposure

	Portfolio	Benchmark	Portfolio Benchmark
EUR	99.87	100.14	
USD	0.13	-0.14	
HKD	0.00	-	
Others	0.00	-	

Asset breakdown by WAL bucket

In % of total market value

	Portfolio	Benchmark	Portfolio Benchmark
< 1yr	6.23	10.51	
1-3 yrs	39.70	44.93	
3-5 yrs	28.61	22.99	
5-7 yrs	3.71	12.15	
7-10 yrs	7.89	9.42	
10-15 yrs	2.07	-	
>15 yrs	11.78	-	

Asset breakdown by rating bucket

In % of total market value

	Portfolio	Benchmark	Portfolio Benchmark
AAA	-	0.81	
AA	13.10	12.66	
A	25.45	35.49	
BBB	47.86	38.40	
BB	10.96	7.37	
B	2.55	3.00	
CCC	0.31	0.33	
CC	0.12	0.09	
C	0.08	0.08	
D	-	0.06	
Not rated	0.00	1.73	
Cash and Cash Equivalents	-0.43	-0.03	

Asset breakdown by JPM sector

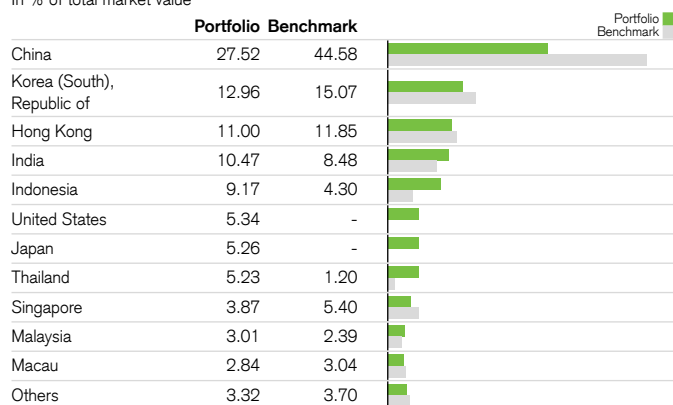
In % of total market value

	Portfolio	Benchmark	Portfolio Benchmark
Financials	28.34	36.83	
Quasi-Sovereign	11.45	17.66	
Utilities	9.99	7.00	
Fixed Income	9.89	-	
Oil & Gas	8.28	5.03	
Consumer	6.05	4.54	
TMT	5.99	6.42	
Industrial	4.15	6.13	
Sovereign	3.96	0.11	
Others	11.89	16.28	

² The actual risk can vary significantly if you redeem at an early stage and you may get back less. The Summary Risk Indicator is a guide to the level of risk of this Product compared to other products. It shows how likely it is that the Product will lose money because of movements in the markets. Be aware of currency risk if your reference currency differs from the currency of the Product. You may receive payments in a different currency, so the final return you will get depends on the exchange rate between the two currencies. Investors shall note that the Product may be exposed to further risks such as operational, counterparty, political, sustainability and legal risks that are not included in the Summary Risk Indicator. This Product does not include any protection from future market performance so you could lose some or all of your investment.

Asset breakdown by risk country

In % of total market value



Top 10 positions

In % of total economic exposure

Instrument Name ³	ISIN	Coupon p.a.	Maturity date	Weight
CS LUX CHINA RMB CR BF EBHP USD	LU1653969284			9.89%
TREASURY NOTE	US91282CEK36	2.50%	30.04.2024	2.17%
PERTAMINA PERSERO PT	US69370RAJ68	4.15%	25.02.2060	1.90%
UNITED OVERSEAS BANK LTD	US91127LAH33	3.86%	07.10.2032	1.78%
OVERSEA-CHINESE BANKING CORPORATIO	XS2490811168	4.60%	15.06.2032	1.71%
PERUSAHAAN LISTRIK NEGARA (PERSERO)	US71568QAP28	4.00%	30.06.2050	1.48%
TREASURY NOTE	US91282CFQ96	4.38%	31.10.2024	1.41%
RELIANCE INDUSTRIES LTD	USY72570AU16	3.62%	12.01.2052	1.20%
STANDARD CHARTERED PLC	USG84228FN34	6.17%	09.01.2027	1.11%
KOREA WESTERN POWER CO LTD	XS2489897343	4.13%	28.06.2025	1.07%

Top 10 issuers

In % of total economic exposure

Issuer name ³	Weight
UNITED STATES TREASURY	3.67
STANDARD CHARTERED PLC	2.31
PERTAMINA PERSERO PT	1.90
PERUSAHAAN LISTRIK NEGARA (PERSERO) PT	1.86
UNITED OVERSEAS BK LTD	1.78
OVERSEA-CHINESE BANKING CORPORATION LTD	1.71
HUARONG FINANCE II CO LTD	1.63
CHINA PEOPLES REPUBLIC OF (GOVERNMENT)	1.62
KOREA GAS CORP	1.55
PFIZER INVESTMENT ENTERPRISES PTE LTD	1.46

Fund Statistics - ex post

	3 years	5 years
	Portfolio	Portfolio
Information ratio	-0.45	-0.50
Maximum drawdown, in %	-35.54	-35.54

Past performance does not predict future returns. Neither simulated nor historical performance is a reliable indicator for current or future performance.

Performance review

The fund underperformed the benchmark in August, mainly driven by credit selection as well as the overweight in duration, which was partially offset by sector allocation. Regarding country allocation, the fund's underweight in China and allocation to US and Japan contributed positively while its underweight in Taiwan, Korea, and Singapore detracted from the relative performance. In terms of sectors, the fund's underweight in real estate and overweight in sovereign and utilities contributed positively while its underweight in quasi-sovereigns and financials detracted.

Market Review

In August, Asian credit dropped 0.92%. High-yield underperformed, plummeting 3.47% mainly driven by the significant spread widening. Investment-grade fared better but was still down 0.50% on higher interest rates and wider spreads. In terms of country/region, Korea, Taiwan, Singapore, and India outperformed while Hong Kong, Indonesia, Macau, and Philippines underperformed.

³ The individual entities and/or instruments mentioned on this page are meant for illustration purposes only and are not intended as a solicitation or an offer to buy or sell any interest or any investment.

Key identifiers

Instrument Name	Credit Suisse (Lux) Asia Corporate Bond Fund EBH EUR
Bloomberg ticker	CSBACTE LX
ISIN	LU0828909555
Valor no.	19443142
Benchmark	JPM Asia Credit Index ex-Sovereign 1-10Y (EUR-Hgd)

Key facts

Fund management company	Credit Suisse Fund Management S.A.
UCITS	Yes
SFDR Classification	Article 6
Accounting year end	31. March
Securities lending	Yes
Ongoing charges ⁴	0.67%
Subscription notice period	daily
Subscription settlement period	T + 4
Redemption notice period	daily
Redemption settlement period	T + 4
Cut-off time	15:00 CET
Swinging single pricing (SSP ^{*)})	partial swing NAV

⁴ If the currency of a financial product and/or its costs is different from your reference currency, the return and cost may increase or decrease as a result of currency fluctuations.

Glossary

Accumulating	Indicates a regular reinvestment of the dividends received in the portfolio itself
Alpha	A measurement of the performance of an investment against a market index used as a benchmark.
Ex post	Refers to metrics based on historical data
Information ratio	This statistic measures how much a fund's out-performance may be attributed to manager skill as oppose to market movement. A high Information Ratio infers more manager skill than a low value would suggest.
ITD	Inception-to-date
Maximum drawdown	Represents the worst possible result (in percentage terms) that occurred during the period being analyzed.
MTD	Month-to-date
NAV	Net Asset Value
Ongoing Charges	The calculation of the ongoing charge is based on the Committee of European Securities Regulators/10-674 Directive. For a maximum of 12 months from fund fiscal year end and since inception, the ongoing charges figure is based on estimated expenses. After that, the ongoing charges correspond to the TER of the last annual report. It excludes performance fees and portfolio transaction costs, except in the case of an entry/exit charge paid by the fund when buying or selling shares/units in another collective investment undertaking.
QTD	Quarter-to-date
Rating	A measure of creditworthiness of a financial instrument (e.g. bond) or their issuer (e.g. corporate or sovereign). They are published by credit rating agencies and can be combined into a single representative metric.
TNA	Total Net Assets
Tracking error	Measure of the deviation of the return of a fund compared to the return of a benchmark over a fixed period of time.
WAL	Weighted Average Life: the average length of time that each unit of unpaid principal is expected to remain outstanding.
YTD	Year-to-date

Warning statements

Asset breakdown	Indicative allocation may change over time. All holdings are shown strictly for information purposes only and do not constitute investment recommendations of Credit Suisse. Please note that this does not constitute an offer or a solicitation to buy or sell any interest or any investment.
Swinging Single Pricing	For more details, please refer to the relevant chapter "Net Asset Value" of the fund's prospectus
Performance start date	Performance calculation and presentation start with the first full month of an invested strategy. This can lead to a difference in launch and performance start dates.
PRIIP SRI	The Summary Risk Indicator is a guide to the level of risk of this Product compared to other products. It shows how likely it is that the Product will lose money because of movements in the markets.
Yield to maturity/Yield to worst	The shown yield to maturity/ yield to worst is calculated as of 31.08.2023 and does not take into account costs, changes in the portfolio, market fluctuations and potential defaults. The yield to maturity / yield to worst is an indication only and is subject to change.



Want to learn more?

Visit: <https://credit-suisse.com/fundsearch>

Important information

Source: Credit Suisse, unless otherwise specified

This material constitutes marketing material of Credit Suisse AG and/or its affiliates (hereafter "CS").

This material does not constitute or form part of an offer or invitation to issue or sell, or of a solicitation of an offer to subscribe or buy, any securities or other financial instruments, or enter into any other financial transaction, nor does it constitute an inducement or incitement to participate in any product, offering or investment.

This marketing material is not a contractually binding document or an information document required by any legislative provision.

Nothing in this material constitutes investment research or investment advice and may not be relied upon. It is not tailored to your individual circumstances, or otherwise constitutes a personal recommendation, and is not sufficient to take an investment decision.

The information and views expressed herein are those of CS at the time of writing and are subject to change at any time without notice. They are derived from sources believed to be reliable.

CS provides no guarantee with regard to the content and completeness of the information and where legally possible does not accept any liability for losses that might arise from making use of the information. If nothing is indicated to the contrary, all figures are unaudited. The information provided herein is for the exclusive use of the recipient.

The information provided in this material may change after the date of this material without notice and CS has no obligation to update the information.

This material may contain information that is licensed and/or protected under intellectual property rights of the licensors and property right holders. Nothing in this material shall be construed to impose any liability on the licensors or property right holders. Unauthorised copying of the information of the licensors or property right holders is strictly prohibited.

The full offering documentation including, the prospectus or offering memorandum, the Key Investor Information Document (KIID), the Key Information Document (KID), the fund rules, as well as the annual and bi-annual reports ("Full offering documentation"), as the case may be, may be obtained free of charge in one of the languages listed below from the legal entity/entities indicated below and where available via FundSearch (credit-suisse.com/fundsearch).

Information on your local distributors, representatives, information agent, paying agent, if any, and your local contacts in respect of the investment product(s) can be found below.

The only legally binding terms of any investment product described in this material, including risk considerations, objectives, charges and expenses are set forth in the prospectus, offering memorandum, subscription documents, fund contract and/or any other fund governing documents.

For a full description of the features of the products mentioned in this material as well as a full description of the opportunities, risks, and costs associated with the respective products, please refer to the relevant underlying securities prospectuses, sales prospectuses, or other additional product documents, which we will be pleased to provide to you at any time upon request.

The investment promoted in this marketing material concerns the acquisition of units or shares in a fund and not of any underlying assets. The underlying assets are owned by the fund only.

This material may not be forwarded or distributed to any other person and may not be reproduced. Any forwarding, distribution or reproduction is unauthorized and may result in a violation of the U.S. Securities Act of 1933, as amended (the "Securities Act"). The securities referred to herein have not been, and will not be, registered under the Securities Act, or the securities laws of any states of the United States and, subject to certain exceptions, the securities may not be offered, pledged, sold or otherwise transferred within the United States or to, or for the benefit or account of, U.S. persons.

In addition, there may be conflicts of interest with regard to the investment.

In connection with the provision of services, Credit Suisse AG and/or its affiliates may pay third parties or receive from third parties, as part of their fee or otherwise, a one-time or recurring fee (e.g., issuing commissions, placement commissions or trailer fees).

Prospective investors should independently and carefully assess (with their tax, legal and financial advisers) the specific risks described in available materials, and applicable legal, regulatory, credit, tax and accounting consequences prior to making any investment decision.

The alternative investment fund manager or the (UCITS) management company, as applicable, may decide to terminate local arrangements for the marketing of the shares/units of a fund, including terminating registrations or notifications with the local supervisory authority.

A summary of investor rights for investing into European Economic Area domiciled investment funds managed or sponsored by Credit Suisse Asset Management can be obtained in English via www.credit-suisse.com/am/regulatory-information, local laws relating to investor rights may apply.

Spain

Regulator / Supervisor legal entity: Comisión Nacional del Mercado de Valores ("CNMV"), Edison, 4, 28006 Madrid Spain, Tel: 34 91 585 15 00, Website: www.cnmv.es

Distributor - if this material is distributed by: Credit Suisse AG, Sucursal en España, Calle Ayala 42, 28001 Madrid, España

* Legal entity, from which the full offering documentation, the key investor information document (KIID), the fund rules, as well as the annual and bi-annual reports, if any, may be obtained free of charge.

Language versions available: English, German, French or Italian

Copyright © 2023 CREDIT SUISSE. All rights reserved.